

Hape E3769

Hape Busy City Rail Set E3769 User Manual

SAFETY INFORMATION

Age Recommendation

- Suitable for ages 36 months and up.

General Safety Guidelines

- Adult supervision is recommended during play.
- Ensure all components are securely assembled before use.
- Keep small parts away from children under 3 years to prevent choking hazards.

PRODUCT OVERVIEW

Introduction

The Hape Busy City Rail Set E3769 is a versatile toy designed to provide an engaging play experience. It features a ride-on engine table with interactive controls and a foldable design for convenient storage. The set includes a 51-piece wooden railway with a magnetic crane, promoting imaginative play and fine motor skills.

Key Features

- 51-piece wooden railway set with magnetic crane.
- Functional magnetic crane for moving cargo.
- Interactive control board with light and sound effects.
- Foldable design for space-saving storage.
- Constructed from quality wood materials and child-friendly paint finishes.



Figure 1: The Hape Busy City Rail Set E3769, fully assembled, showcasing the red engine-shaped table and the integrated train track playset.

PACKAGE CONTENTS

Verify that all components listed below are present in your package:

- 1 x Hape Busy City Rail Set Engine Table
- 51 x Wooden Railway Pieces (including tracks, trains, crane, and accessories)
- 3 x AA Batteries (pre-installed or included separately)



Figure 2: The product packaging for the Hape Busy City Rail Set E3769, illustrating the contents and key features.

SETUP INSTRUCTIONS

Unpacking

1. Carefully remove all components from the packaging.
2. Inspect all parts for any damage. Contact customer support if any parts are missing or damaged.

Assembly of the Engine Table

The engine table is designed for easy assembly and folding. Refer to the diagram below for guidance.

1. Unfold the main engine table structure. Ensure all locking mechanisms (if present) are engaged.
2. Place the play surface panels into the designated slots on the table.
3. If batteries are not pre-installed, locate the battery compartment (usually on the control panel) and insert 3 AA batteries, observing polarity.



Figure 3: Illustration of the table's folding mechanism, showing how children can interact with it.

Track Layout Assembly

The 51-piece wooden railway set allows for various track configurations. A suggested layout is integrated into the play surface.

1. Arrange the wooden track pieces on the play surface according to the integrated design or your desired layout.
2. Connect the track pieces firmly to ensure smooth train movement.
3. Position the magnetic crane, bridges, and other accessories on the track as desired.



Figure 4: Detail of the magnetic crane and train on the track, highlighting the interactive elements.

OPERATING INSTRUCTIONS

Using the Control Panel

The engine table features an interactive control panel with light and sound effects.

1. **Power On/Off:** Press the red power button to turn the unit on or off.
2. **Sound Effects:** Press the speaker button to activate various train sounds.
3. **Lights:** Press the light bulb button to activate lights.
4. **Speed Control:** Use the lever to adjust the speed of the virtual train sounds and lights.
5. **Stop/Go:** Use the green button to initiate movement and the red stop button to halt.



Figure 5: A child demonstrating the use of the interactive control panel, highlighting the various buttons and lever.

Playing with the Train Set

1. Place the small wooden trains on the tracks.
2. Use the magnetic crane to pick up and move cargo pieces.
3. Engage in imaginative scenarios, moving trains and cargo around the city.



Figure 6: Two children engaged in play with the Hape Busy City Rail Set, demonstrating collaborative interaction.

MAINTENANCE

Cleaning

- Wipe surfaces with a damp cloth. Avoid harsh chemicals or abrasive cleaners.
- Ensure the product is dry before storage.

Storage

- When not in use, the table can be folded to save space.
- Store the set in a dry place, away from direct sunlight and extreme temperatures.

Battery Replacement

- If the lights or sounds become faint or stop working, replace the 3 AA batteries.

- Ensure batteries are inserted with correct polarity (+/-).
- Do not mix old and new batteries, or different types of batteries.
- Dispose of used batteries responsibly.

TROUBLESHOOTING

Problem	Possible Cause	Solution
Lights/Sounds not working	Batteries are dead or incorrectly installed.	Replace batteries with new AA batteries, ensuring correct polarity.
Train not moving smoothly on tracks	Track pieces are not properly connected or there is an obstruction.	Check all track connections. Remove any debris or objects from the track.
Table does not fold/unfold easily	Locking mechanisms are engaged or obstruction.	Ensure all locking mechanisms are disengaged. Check for any objects preventing movement.

SPECIFICATIONS

- **Model Number:** E3769
- **Product Dimensions (Assembled):** 48.35 x 6.69 x 24.8 inches (122.8 x 17 x 63 cm)
- **Item Weight:** 45.8 pounds (20.77 kg)
- **Recommended Age:** 3 years and up
- **Batteries Required:** 3 x AA (included)
- **Manufacturer:** Hape

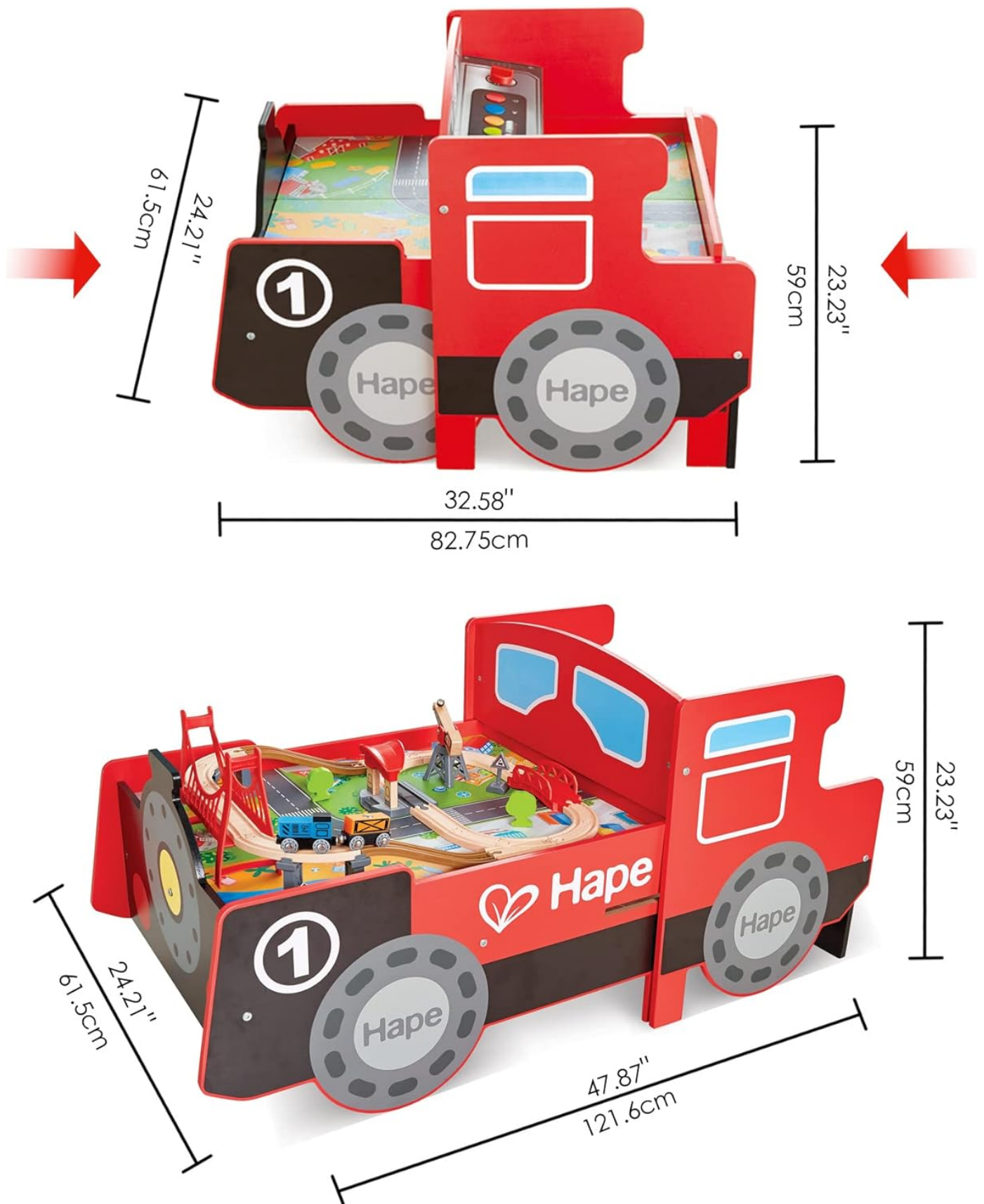


Figure 7: Detailed dimensions of the Hape Busy City Rail Set E3769, illustrating its size in various configurations.

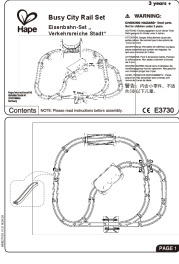





WARRANTY AND SUPPORT

For warranty information or customer support, please refer to the contact details provided on the product packaging or visit the official Hape website.

Manufacturer: Hape

Website: www.hape.com

Related Documents - E3769

	<p>Hape Busy City Rail Set - Toy Train Track Assembly Instructions and Warnings</p> <p>Comprehensive guide to the Hape Busy City Rail Set, including assembly notes, multilingual warnings about choking hazards, manufacturer details, and a visual description of the toy train track layout. Suitable for children aged 3 and up.</p>
	<p>Hape Red Excavator Toy (E8207) - Sand & Garden Play. Ages 24 Months+</p> <p>Information about the Hape Red Excavator toy (Model E8207), designed for sand and garden play for children aged 24 months and older. Complies with European and American safety standards EN 71 and ASTM F963. Includes manufacturer details for TOYNAMICS IBERIA, S.L.U.</p>
	<p>BonoboBox Baby Toys for 9 Months: Rattles, Books, and Teethers</p> <p>This brochure from BonoboBox showcases a selection of developmental toys suitable for babies aged 9 months. It features rattles, a bath book, a wooden insect book, geo rattles, and teething toys, highlighting their benefits for coordination, sensory development, and learning.</p>
	<p>Catálogo Back to School 2025 - La Novia de Villa</p> <p>Descubre el Catálogo Back to School 2025 de La Novia de Villa, con una amplia selección de útiles escolares y juguetes de marcas como Crayola, LEGO, Play-Doh, Hape, Melissa & Doug, y más.</p>
	<p>LMNOP Magazine Issue 6: Kids Lifestyle, Fashion, Toys & Home</p> <p>Explore LMNOP Magazine Issue 6, featuring articles on small-space living, children's fashion, innovative toys, home decor, NYC family guides, and creative craft ideas. Discover brands like Threadless Kids, Weego Baby, Bilibo, and more.</p>
	<p>Worldshop Herbst/Winter 2025/2026 Katalog: Lifestyle-Produkte & Reiseaccessoires</p> <p>Entdecken Sie den Worldshop Herbst/Winter 2025/2026 Katalog mit einer kuratierten Auswahl an Lifestyle-Produkten, Reisegepäck, Elektronik und mehr von Top-Marken wie Lufthansa und Miles & More. Inspirierende Ideen für Ihr Zuhause und unterwegs.</p>