

PureGear PureBoom

PureGear PureBoom Bluetooth Wireless Earbuds User Manual

Model: PureBoom

INTRODUCTION

Welcome to the PureGear PureBoom Bluetooth Wireless Earbuds user manual. These earbuds are designed to provide a superior audio experience with wireless convenience, touch controls, and a waterproof design. This manual will guide you through the setup, operation, maintenance, and troubleshooting of your new PureBoom earbuds.

PACKAGE CONTENTS

- PureGear PureBoom Wireless Earbuds
- Wireless Charging Case
- Multiple sizes of ear tips
- USB Charging Cable (not explicitly mentioned but implied for charging case)
- User Manual



Image: The PureGear PureBoom wireless earbuds and their compact charging case. The earbuds are black with the "e:9" logo, and the case is a smooth, matte black circle with "pureboom" branding.

SETUP

1. Charging the Earbuds and Case

Before first use, fully charge the PureBoom earbuds and their charging case. Place the earbuds into the charging case. The case provides up to 3 full charges for the earbuds and fully charges itself in approximately 1.5 hours.




Image: A black, circular PureBoom charging case, indicating its portability and charging function.

2. Pairing with a Bluetooth Device

1. Ensure the earbuds are charged and inside the charging case.
2. Open the charging case. The earbuds will automatically enter pairing mode.
3. On your device (smartphone, tablet, laptop, etc.), navigate to the Bluetooth settings.
4. Select "PureBoom Orbs" from the list of available devices.
5. Once connected, you will hear an audible confirmation.

The PureBoom earbuds offer wide compatibility with various Bluetooth devices, including iPhones, Android phones, PCs, tablets, smart TVs, and gaming consoles.




Image: A person holding a smartphone displaying Bluetooth settings, with the PureBoom charging case and earbuds nearby, illustrating the pairing process.

3. Selecting the Right Ear Tips

For optimal sound quality and comfort, choose the ear tips that best fit your ears. The PureBoom earbuds come with multiple sizes of ear tips.



Image: An exploded view of a PureBoom earbud showing four different sizes of ear tips detached, demonstrating the customizable fit.

OPERATING INSTRUCTIONS

The PureBoom earbuds feature convenient touch controls for managing your audio and calls.

True Wireless Experience

True Wireless means you have control of your music and phone calls with a simple touch. All without ever reaching for your phone.

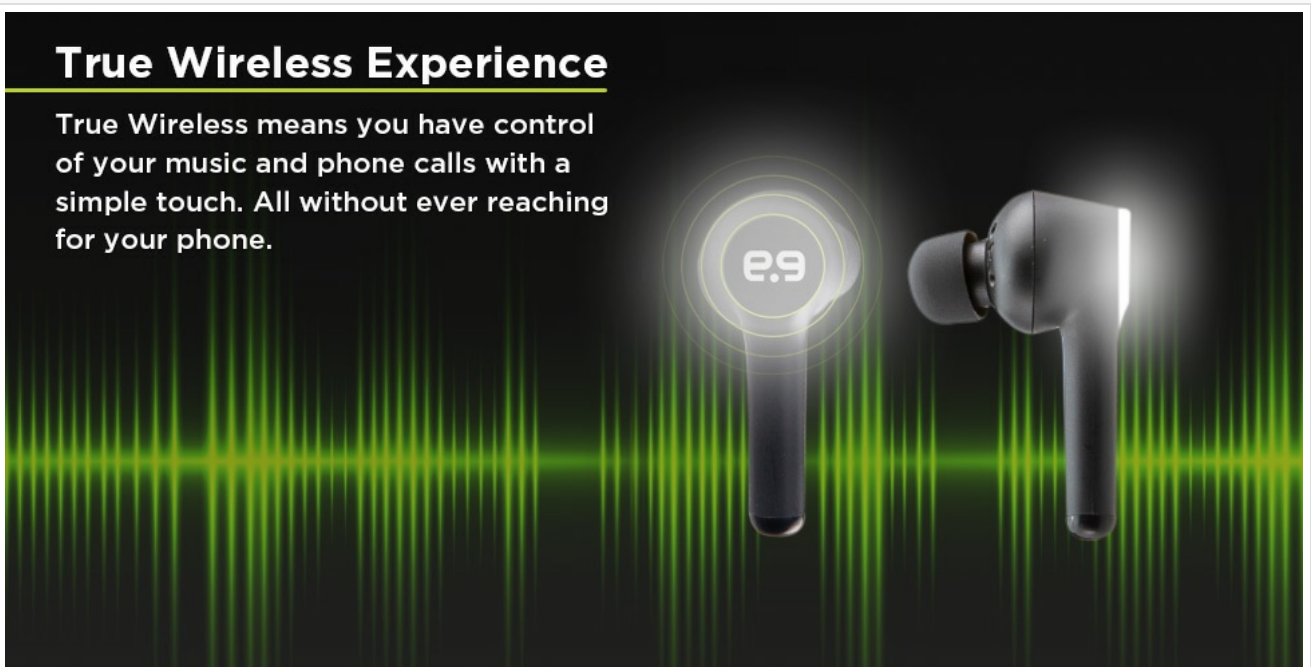


Image: PureBoom earbuds with glowing outlines and green sound waves, emphasizing the true wireless experience and touch control capabilities.

Music Playback Controls

- **Play/Pause:** Single tap on either earbud.
- **Next Track:** Double tap on the right earbud.
- **Previous Track:** Double tap on the left earbud.
- **Volume Up:** Triple tap on the right earbud.
- **Volume Down:** Triple tap on the left earbud.


Call Management

The built-in microphone allows for hands-free calling.

- **Answer/End Call:** Single tap on either earbud.
- **Reject Call:** Press and hold either earbud for 2 seconds.

Battery Life

Enjoy up to 9 hours of listening or talk time on a single charge. The charging case provides additional charges for extended use throughout your day.



9 Hours of Listening Time

PureBoom Orbs deliver up to 9 hours of listening and talk time so you can enjoy them wherever the day takes you.

Image: A person smiling while wearing PureBoom earbuds, with text highlighting "9 Hours of listening Time", demonstrating the extended battery life for daily use.

MAINTENANCE

Proper care will ensure the longevity and performance of your PureBoom earbuds.

- **Cleaning:** Gently wipe the earbuds and charging case with a soft, dry, lint-free cloth. Do not use abrasive cleaners or solvents.

- **Water Resistance:** The earbuds are IPX4 waterproof, protecting them from sweat, rain, and water splashes. They are not designed for submersion. Ensure earbuds are dry before placing them back in the charging case.
- **Storage:** When not in use, store the earbuds in their charging case to protect them and keep them charged. Store in a cool, dry place away from extreme temperatures.

TROUBLESHOOTING

Problem	Solution
Earbuds not pairing/connecting.	Ensure earbuds are charged. Turn off and on Bluetooth on your device. Forget "PureBoom Orbs" from your device's Bluetooth list and re-pair. Place earbuds back in the case, close, wait a few seconds, then open again.
No sound or low volume.	Adjust volume on both earbuds and your connected device. Ensure earbuds are properly seated in your ears. Check if the earbuds are connected to the correct device.
One earbud not working.	Place both earbuds back in the charging case, close the lid, and then open it again. Ensure both earbuds are charged. Try re-pairing the earbuds.
Charging case not charging.	Ensure the charging cable is securely connected to both the case and the power source. Try a different charging cable or power adapter.

SPECIFICATIONS

Feature	Detail
Model Name	PureBoom
Connectivity Technology	Wireless (Bluetooth)
Bluetooth Version	5.0
Control Type	Touch Control
Water Resistance Level	IPX4 (Water Resistant)
Battery Life (Earbuds)	Up to 9 Hours
Charging Case Battery Life	Provides up to 3 charges (9 Hours average life)
Charging Case Material	Polycarbonate (PC)
Frequency Range	20 Hz - 20,000 Hz
Dimensions	3.5 x 1.5 x 4.5 inches

Feature	Detail
Item Weight	3.52 ounces
UPC	810032996390

WARRANTY AND SUPPORT

PureGear PureBoom earbuds come with a **Lifetime Warranty**. Additionally, a **30-day money back guarantee** is offered.

For further support or warranty claims, please visit the official PureGear website or contact their customer service.

Note: Warranty terms and conditions may apply. Please refer to the official PureGear documentation for full details.