

OBEST PHMB2019-S34

OBEST Tbleague 1/6 Scale Super Flexible Seamless Female Action Figure PHMB2019-S34 Instruction Manual

Model: PHMB2019-S34

1. INTRODUCTION

This manual provides essential instructions for the setup, operation, and maintenance of your OBEST Tbleague 1/6 Scale Super Flexible Seamless Female Action Figure, model PHMB2019-S34. Please read this guide thoroughly to ensure proper handling and to maximize the lifespan of your figure.

2. PACKAGE CONTENTS

Verify that all components listed below are present in your package:

- 1x OBEST Tbleague 1/6 Scale Super Flexible Seamless Female Action Figure (PHMB2019-S34)
- 1x Head Sculpt
- 3x Pairs of Interchangeable Hands
- 1x Base & Holder
- 1x Bikini Set

Super-Flexible Female Seamless Body
For 1:6th Scale Action Figure / 28 Points of Articulation
with stainless steel skeleton

medium breast size/ skin tone: pale

PHMB2019-S34



T3 LEAGUE

© 2019 PHICER LIMITED. ALL RIGHTS RESERVED.

Image 2.1: The figure is shown with its included accessories, including the head sculpt, three pairs of interchangeable hands, and a display stand.

3. PRODUCT FEATURES

- **High Elastic Material:** Constructed from high-quality, non-toxic silicone, providing a realistic skin feel that is soft, smooth, and elastic.
- **Exquisite 1/6 Scale:** The figure stands approximately 12 inches (30 cm) tall, featuring narrow shoulders, long legs, and a slim waist. Note: The feet are not removable.
- **High Flexibility:** Incorporates a stainless steel skeleton with 28 pivot points, allowing for a wide range of poses, including complex movements.
- **Customizable Model:** Designed as a realistic female figure, including a head sculpt and bikini. The figure can be dressed and customized with various outfits and accessories (sold separately).





Image 3.1: The OBEST Tbleague 1/6 Scale Action Figure showcasing its flexible design and realistic appearance.

Super-Flexible Female Seamless Body

For 1:6th Scale Action Figure / 28 Points of Articulation

with stainless steel skeleton

medium breast size/ skin tone: pale

PHMB2019-S34



TOLARUE

© 2019 PHICEN LIMITED. ALL RIGHTS RESERVED.

Image 3.2: Size comparison of the action figure next to a soda can, illustrating its 1/6 scale.

4. SETUP

Follow these steps to prepare your action figure for display or posing:

1. **Unpack Components:** Carefully remove all items from the packaging.
2. **Attach Head Sculpt:** Gently align the neck joint of the head sculpt with the neck peg on the figure's body. Apply light, even pressure to secure it. Do not force the connection.
3. **Interchange Hands:** To change hands, gently pull the existing hand from the wrist joint. Select the desired pair of hands and carefully push them onto the wrist joint until secure.
4. **Use the Base & Holder:** Insert the support rod of the holder into the base. Position the figure on the holder by placing the clamp around the figure's waist or leg for stable display.

Super-Flexible Female Seamless Body
For 1:6th Scale Action Figure / 28 Points of Articulation
with stainless steel skeleton

medium breast size/ skin tone: pale

PHMB2019-S34



THE LEAGUE

© 2019 PHICEN LIMITED. ALL RIGHTS RESERVED.

Image 4.1: Detailed view of the figure's head, showing the attachment point for the head sculpt.

5. OPERATING (POSING)

The figure's stainless steel skeleton allows for extensive articulation. Exercise caution when posing to avoid damage.

- **Gentle Manipulation:** When bending joints, apply slow and steady pressure. Avoid sudden or forceful movements, especially at extreme angles.
- **Explore Range of Motion:** The 28 pivot points offer a wide range of motion. Experiment with different poses, but be mindful of the natural limits of human anatomy to prevent overextension.
- **Support for Complex Poses:** For dynamic or unsupported poses, utilize the included base and holder to maintain stability and prevent the figure from falling.

Super-Flexible Female Seamless Body
For 1:6th Scale Action Figure / 28 Points of Articulation
with stainless steel skeleton

medium breast size/ skin tone: pale

PHMB2019-S34



TBL

© 2019 PHICER LIMITED. ALL RIGHTS RESERVED.

Image 5.1: The figure demonstrating a standing pose, highlighting its articulation.

6. MAINTENANCE

Proper care will preserve the quality and appearance of your figure.

- **Cleaning:** Use a soft, dry cloth to gently wipe away dust. For stubborn marks, lightly dampen the cloth with water and mild soap, then wipe clean and dry immediately. Avoid harsh chemicals or abrasive materials.
- **Storage:** Store the figure away from direct sunlight, extreme temperatures, and high humidity to prevent material degradation and discoloration.
- **Avoid Staining:** Be cautious when placing the figure in contact with dark-colored fabrics or materials for extended periods, as this may cause staining on the silicone body.

7. TROUBLESHOOTING

Refer to the following common issues and their solutions:

Problem	Possible Cause	Solution
Joint feels stiff or stuck.	Dust accumulation or initial stiffness.	Gently manipulate the joint. If necessary, apply a very small amount of silicone lubricant (not oil-based) to the joint area.
Figure does not stand stably.	Improper balance or stand not used.	Adjust the figure's pose for better balance. Always use the included base and holder for stable display, especially for dynamic poses.
Discoloration or staining on the body.	Contact with dark or dyed materials.	Attempt to clean with mild soap and water. Prevent future staining by avoiding prolonged contact with non-colorfast materials.







8. SPECIFICATIONS

Feature	Detail
Model Number	PHMB2019-S34
Product Dimensions	2.76 x 10.63 x 34 inches (approximate packaging dimensions)
Item Weight	1.21 pounds
Scale	1/6 Scale
Material	High-quality, non-toxic silicone with stainless steel skeleton
Articulation Points	28
Recommended Age	15 months and up (Note: This is a collector's item, not a child's toy.)

9. SUPPORT

For any questions or assistance regarding your OBEST Tbleague action figure, please contact our customer service. We are committed to providing 100% satisfactory service. Contact information can typically be found on the product packaging or the retailer's website where the product was purchased.

Related Documents - PHMB2019-S34

	<p>ARRIS SURFboard Cable Modem Quick Start Guide</p> <p>A quick start guide for setting up and managing the ARRIS SURFboard Cable Modem, including connection instructions and mobile app features.</p>
	<p>ARRIS SURFboard S34 DOCSIS 3.1 Cable Modem User Guide</p> <p>User guide for the ARRIS SURFboard S34 DOCSIS 3.1 Cable Modem, covering safety, setup, operation, web manager features, monitoring, and troubleshooting.</p>
	<p>SURFboard S34 DOCSIS 3.1 Cable Modem User Guide</p> <p>User guide for the ARRIS SURFboard S34 DOCSIS 3.1 Cable Modem, covering setup, operation, monitoring, and troubleshooting.</p>
	<p>Scorpion Automotive S30 & S34 Security Systems: Operating Instructions</p> <p>Comprehensive operating instructions for Scorpion Automotive S-Series S30 and S34 vehicle security systems, covering installation, features, basic operation, and troubleshooting.</p>
	<p>MATRIX GO-S42 Seated Triceps Press - User Manual and Assembly Guide</p> <p>Comprehensive user manual and assembly guide for the MATRIX GO-S42 Seated Triceps Press, part of the GO SERIES. Includes safety information, installation, usage, maintenance, and product specifications for commercial fitness facilities.</p>
	<p>MATRIX ULTRA V2 Service Manual: Troubleshooting and Parts Replacement</p> <p>Comprehensive service manual for MATRIX ULTRA V2 fitness equipment, covering troubleshooting common issues, maintenance procedures, and detailed parts replacement guides for various models.</p>

