Bluenin BBH-918

Bluenin BBH-918 Bluetooth Neckband Headphones User Manual

Model: BBH-918

Product Overview

The Bluenin BBH-918 Bluetooth Neckband Headphones are designed for comfort and high-quality audio, featuring Bluetooth 5.0 connectivity, retractable earbuds, and CVC 8.0 noise-cancelling microphone. This manual provides detailed instructions for setup, operation, and maintenance.

Image: Bluenin BBH-918 Bluetooth Neckband Headphones, showcasing the black neckband design with retractable earbuds.

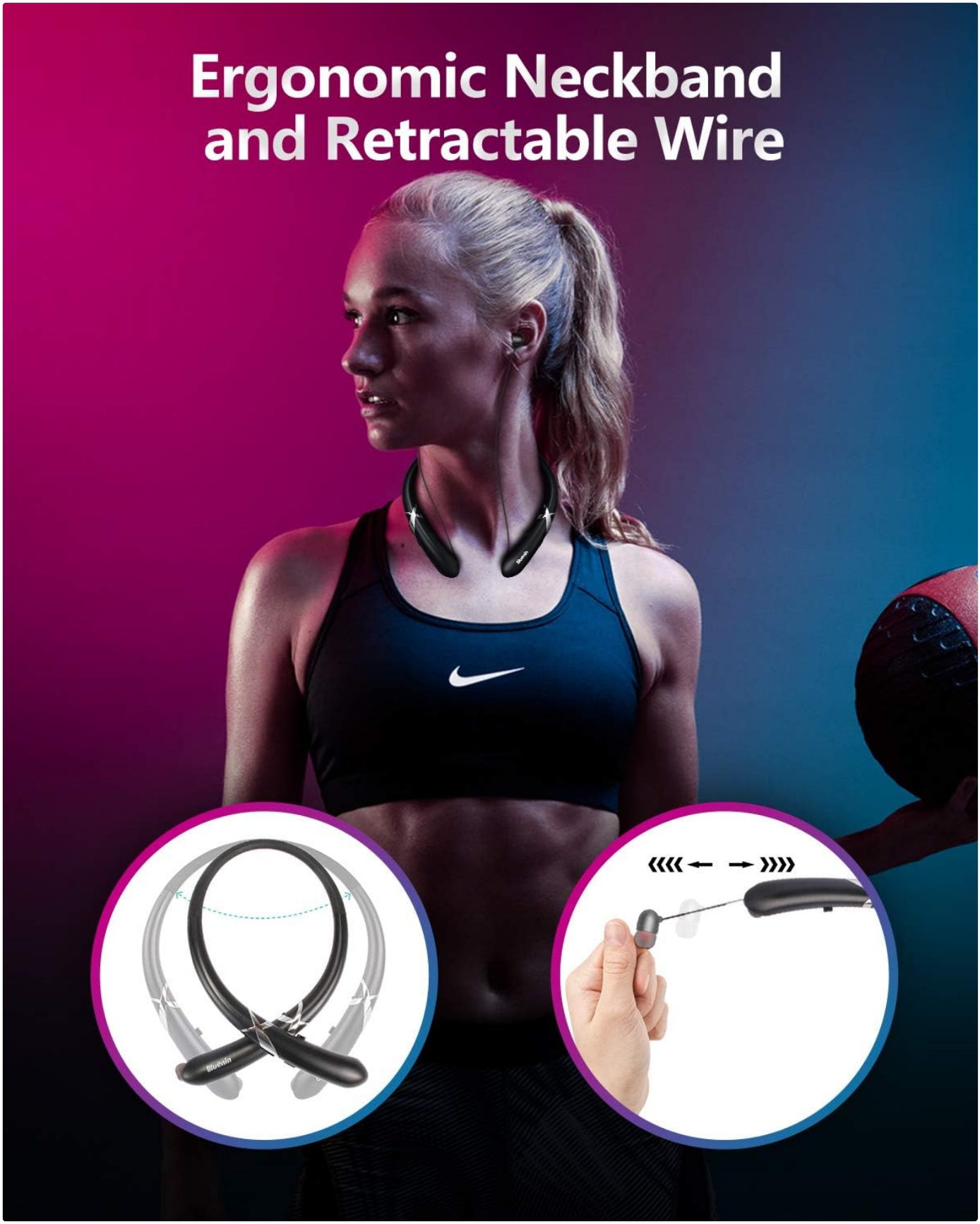

Image: A person wearing the ergonomic neckband headphones during exercise, with insets showing the flexible neckband and the retractable earbud mechanism.

Package Contents

Ensure all items are present in the package:

- Bluenin BBH-918 Bluetooth Neckband Headphones

- USB Charging Cable
- Ear Cushions (various sizes)
- User Manual (this document)

Setup

1. Charging the Headphones

Before first use, fully charge the headphones. A full charge takes approximately 2.5 hours.

1. Connect the USB charging cable to the charging port on the neckband.
2. Connect the other end of the cable to a USB power source (e.g., computer USB port, wall adapter).
3. The LED indicator will show charging status (refer to LED indicator section for details).

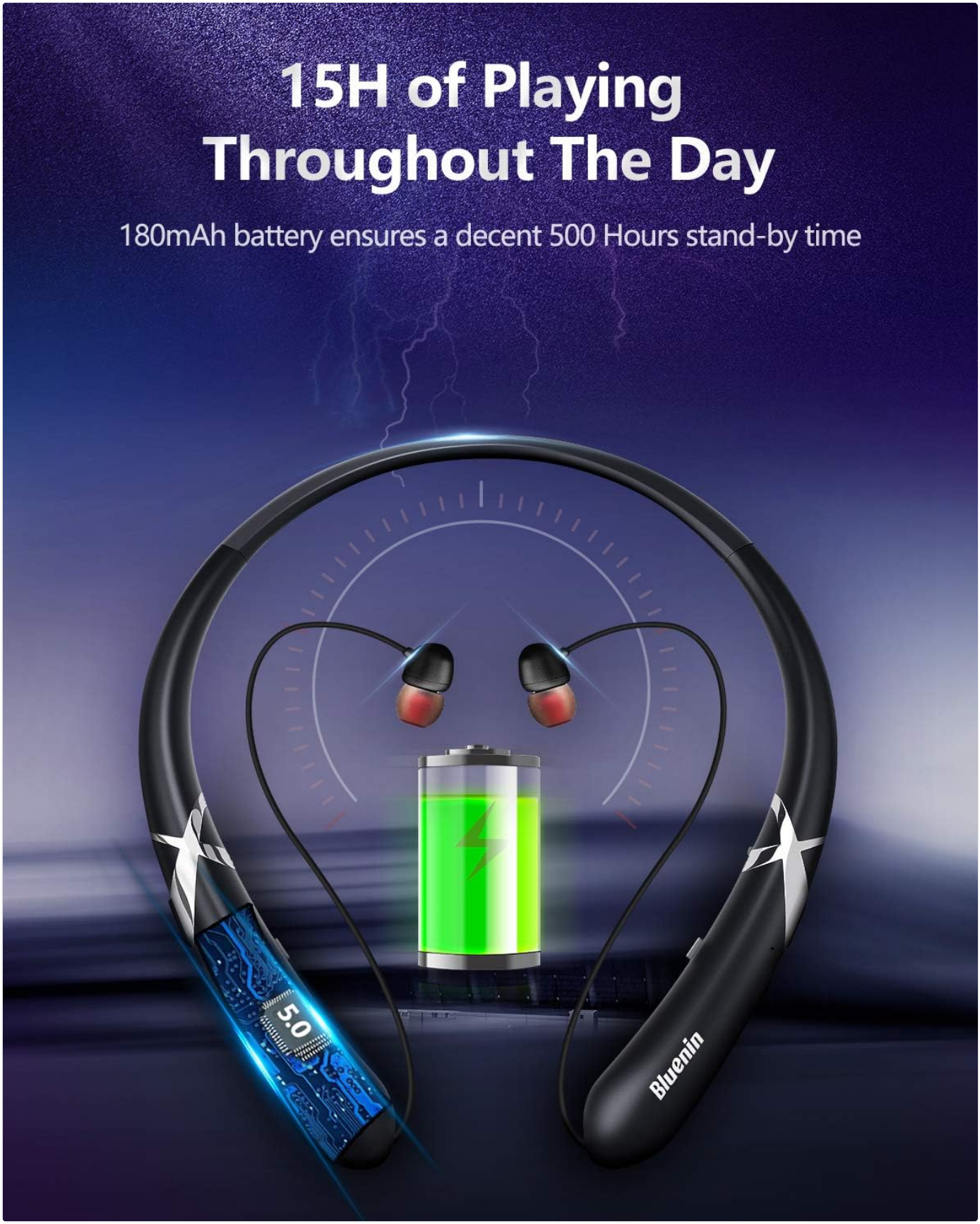

Image: Visual representation of the Bluenin headphones with an overlay indicating 15 hours of playing time and a battery icon, highlighting the long battery life.

2. Pairing with a Bluetooth Device

The headphones utilize Bluetooth 5.0 for a stable and fast connection.

1. Ensure the headphones are turned off.
2. Press and hold the Multi-function button (usually the power button) until the LED indicator flashes red and blue

alternately, indicating pairing mode.

3. On your device (smartphone, tablet, computer), enable Bluetooth and search for available devices.
4. Select "BBH-918" from the list of found devices.
5. Once paired, the LED indicator will flash blue slowly.

Image: Diagram illustrating the Bluetooth 5.0 chip and connectivity features, including up to 33ft wireless range and the ability to connect to 2 devices simultaneously.

The headphones can connect to two devices simultaneously.

Operating Instructions

Controls Overview

The Bluenin BBH-918 features intuitive controls located on the neckband.

- **Power On/Off:** Slide switch or press and hold Multi-function button.
- **Volume Up/Down:** Press '+' or '-' buttons.
- **Next/Previous Track:** Press and hold '+' or '-' buttons (or dedicated track buttons if present).
- **Play/Pause:** Press the Multi-function button.
- **Answer/End Call:** Press the Multi-function button.
- **Reject Call:** Press and hold the Multi-function button.
- **Retract Earbuds:** Press the dedicated retract button on each side of the neckband.

Retractable Earbuds

The earbuds feature an automatic retractable wire management system for tangle-free storage.

- To extend: Gently pull the earbud wire to the desired length.
- To retract: Press the retract button located on the neckband. The wire will automatically retract into the neckband.

Image: Illustration demonstrating the automatic retraction mechanism of the earbuds, showing hands pulling out and retracting the earbud wires with a button press.

Call Vibration Alert

The neckband will vibrate to alert you of incoming calls, ensuring you don't miss important communications.

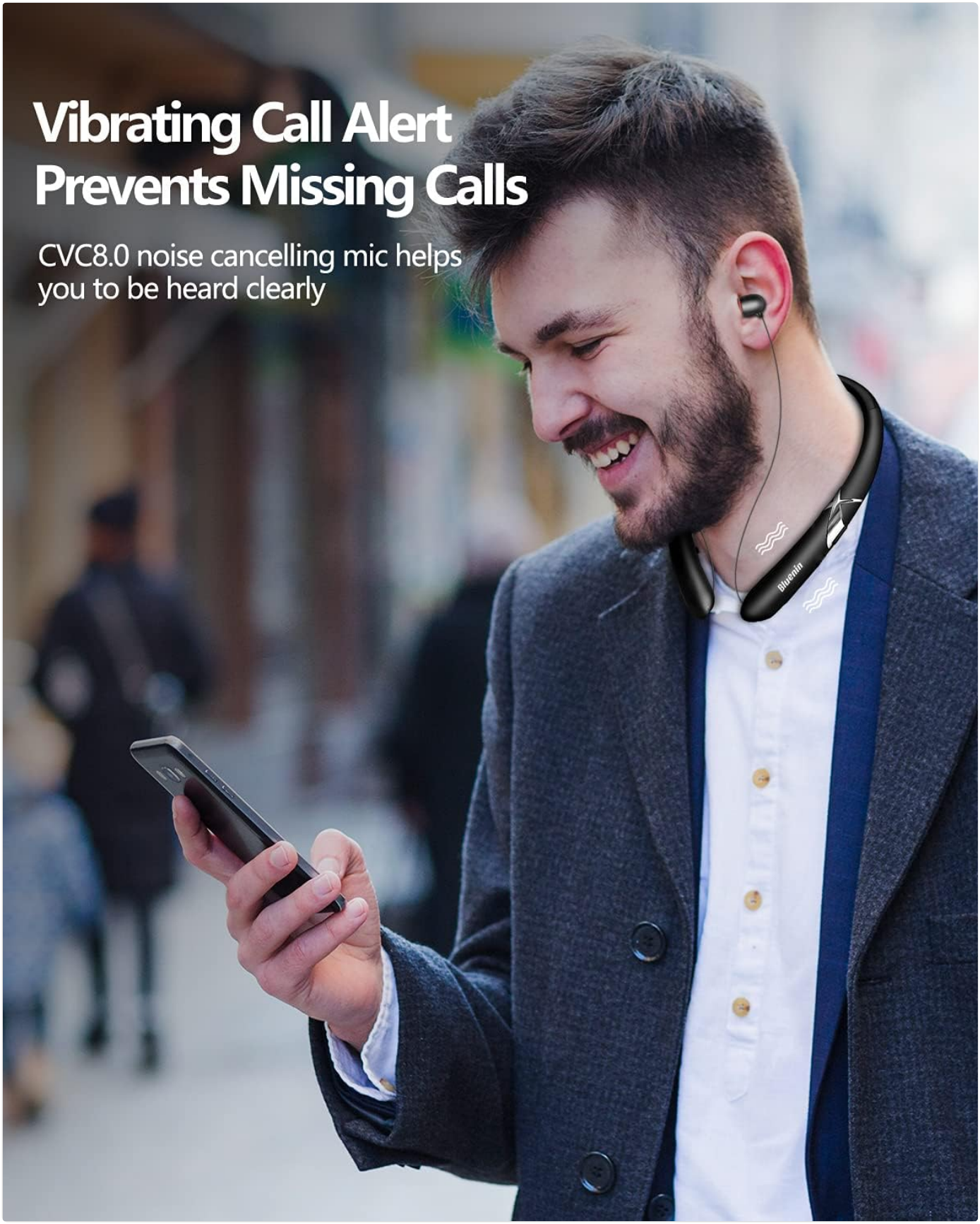

Image: A person wearing the neckband headphones, with visual cues indicating the vibration alert for incoming calls, and a phone displaying a call notification.

Noise-Cancelling Microphone

Equipped with CVC 8.0 noise-cancelling technology, the built-in microphone reduces background noise for crystal-clear hands-free calls.

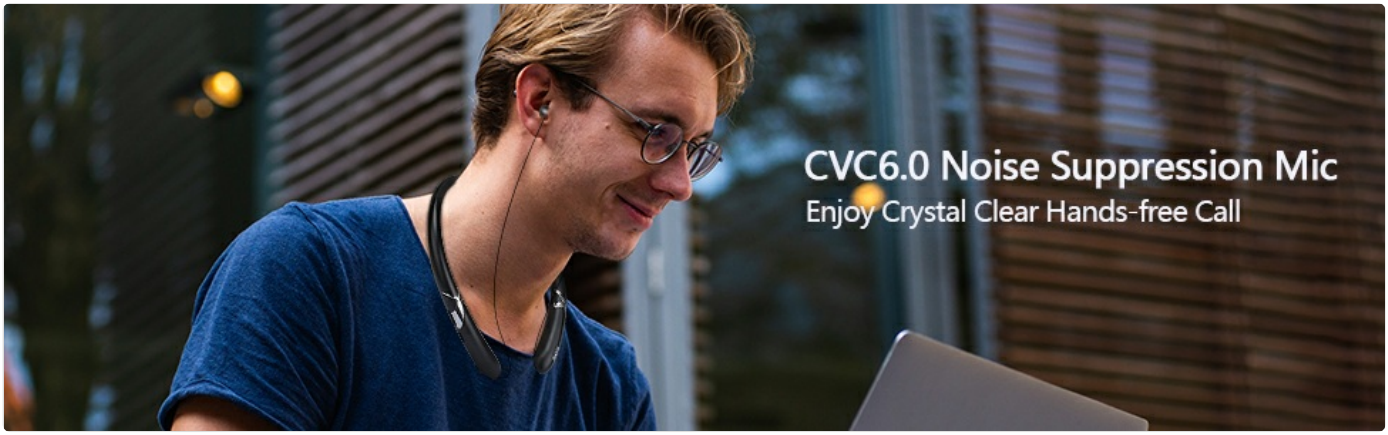

Image: Banner highlighting the CVC6.0 Noise Suppression Mic feature, with a person using the headphones for a call, emphasizing clear communication.



Image: An exploded view diagram of the earbud's internal components, illustrating the CSR8645 chips and 12mm dynamic drivers that deliver Hi-Fi stereo sound.

Maintenance

Proper maintenance ensures the longevity and performance of your headphones.

- **Cleaning:** Use a soft, dry cloth to wipe the neckband and earbuds. Do not use abrasive cleaners or immerse in water.

- **Storage:** When not in use, store the headphones in a cool, dry place, away from direct sunlight and extreme temperatures. Ensure earbuds are fully retracted to prevent wire damage.
- **Battery Care:** To preserve battery life, avoid fully discharging the battery frequently. Charge regularly, even if not in constant use.

Troubleshooting

Problem	Solution
Headphones won't turn on.	Ensure the battery is charged. Connect to a power source and try again.
Cannot pair with device.	Ensure headphones are in pairing mode (flashing red/blue). Turn off and on Bluetooth on your device. Move closer to the device.
No sound or low volume.	Check volume levels on both headphones and your connected device. Ensure headphones are properly connected.
Earbuds not retracting properly.	Ensure the wire is not tangled or obstructed. Press the retract button firmly. Avoid forcing the wire.
Poor call quality.	Ensure the microphone is not obstructed. Move to a quieter environment. Check device's network signal.

Specifications

Feature	Detail
Model Name	BBH-918
Connectivity Technology	Wireless, Bluetooth 5.0
Wireless Communication Technology	Bluetooth
Bluetooth Range	33 Feet (10 meters)
Battery Life (Music Time)	Up to 14-15 Hours
Battery Life (Talking Time)	Up to 16 Hours
Standby Time	Up to 500 Hours
Charging Time	Approx. 2.5 Hours
Noise Control	CVC 8.0 Noise Cancelling (Mic)
Ear Placement	In Ear
Form Factor	In Ear
Cable Feature	Retractable
Item Weight	1.3 Ounces (approx. 36.85 grams)
Product Dimensions	6 x 7 x 0.7 inches
Water Resistance Level	Water Resistant (Sweatproof)
Compatible Devices	Smartphones, Laptops, Tablets, Computers

Warranty and Support

Bluenin products are manufactured with high-quality standards. For warranty information and technical support, please refer to the contact details provided on the product packaging or the official Bluenin website.
Keep your purchase receipt as proof of purchase for warranty claims.