

SENTRY BLWHC102

SENTRY BLWHC102 Wired Overhead Headphones and Earbuds 2-Pack User Manual

1. INTRODUCTION

This manual provides essential instructions for the proper setup, operation, and maintenance of your SENTRY BLWHC102 Wired Overhead Headphones and Earbuds 2-Pack. Please read this manual thoroughly before using the product to ensure optimal performance and longevity. This package includes one pair of overhead headphones and one pair of in-ear earbuds, both featuring a 3.5mm stereo plug for universal compatibility with various audio devices.

2. PACKAGE CONTENTS

Upon opening your SENTRY BLWHC102 2-Pack, verify that all items listed below are present and in good condition.



Image 2.1: SENTRY BLWHC102 2-Pack Retail Packaging. The packaging displays both the overhead headphones and the in-ear earbuds, along with key features like in-line microphones and 3.5mm stereo plugs.

- 1 x SENTRY Overhead Headphones (Wired)
- 1 x SENTRY In-Ear Earbuds (Wired)
- 1 x User Manual (this document)

3. PRODUCT OVERVIEW

The SENTRY BLWHC102 package provides two distinct audio solutions: comfortable overhead headphones and discreet in-ear earbuds, both designed for clear audio and communication.



Image 3.1: SENTRY BLWHC102 Overhead Headphones and Earbuds. This image displays both audio devices included in the 2-pack, highlighting their 3.5mm audio jack and in-line microphone.

3.1 Overhead Headphones



Image 3.2: SENTRY BLWHC102 Overhead Headphones. This image shows the full overhead headphone unit with its adjustable headband and cushioned earcups.

- **Adjustable Headband:** For a comfortable and secure fit.
- **Cushioned Earcups:** Designed for extended listening comfort.
- **3.5mm Audio Jack:** Standard connector for audio devices.
- **In-line Microphone:** For hands-free communication.

3.2 In-Ear Earbuds



Image 3.3: SENTRY BLWHC102 In-Ear Earbuds. This image focuses on the in-ear earbuds, showing their design and the in-line microphone with a single button control.

- **Ergonomic Design:** For a comfortable fit within the ear canal.
- **3.5mm Audio Jack:** Standard connector for audio devices.
- **In-line Microphone with Control Button:** For hands-free calls and media playback control.

4. SETUP AND CONNECTION

Both the overhead headphones and the earbuds utilize a standard 3.5mm audio jack for connection.

4.1 Connecting to an Audio Device

1. Identify the 3.5mm audio port on your device (e.g., smartphone, tablet, laptop, MP3 player). This port is typically marked with a headphone icon.
2. Insert the 3.5mm audio jack of either the SENTRY Overhead Headphones or the SENTRY Earbuds firmly into the audio port of your device.

3. Ensure the connection is secure. If the audio is not immediately recognized, try rotating the jack slightly or re-inserting it.
4. Adjust the volume on your audio device to a comfortable listening level.

5. OPERATING INSTRUCTIONS

5.1 Using the Overhead Headphones

- **Wearing:** Place the headphones over your head, ensuring the earcups fully cover your ears. Adjust the headband for a snug yet comfortable fit.
- **Audio Playback:** Once connected, audio from your device will play through the headphones. Control playback (play/pause, skip tracks) and volume directly from your connected device.
- **Microphone:** The in-line microphone is automatically active when connected to a compatible device for calls or voice commands.

5.2 Using the In-Ear Earbuds

- **Wearing:** Gently insert the earbuds into your ear canals. Ensure a comfortable and secure fit for optimal sound quality and noise isolation.
- **Audio Playback:** Audio from your device will play through the earbuds. Control playback and volume directly from your connected device.
- **In-line Control Button:** The earbuds feature a single multi-function button on the in-line microphone.
 - **Press once:** Play/Pause music, Answer/End call.
 - **Press twice:** Skip to next track (for music playback).
 - **Press three times:** Go to previous track (for music playback).
- **Microphone:** The in-line microphone is active for calls and voice commands when connected to a compatible device.

6. CARE AND MAINTENANCE

Proper care will extend the life of your SENTRY audio devices.

- **Cleaning:** Use a soft, dry cloth to clean the exterior surfaces of both the headphones and earbuds. Do not use liquid cleaners or solvents.
- **Earbud Tips:** For hygiene, regularly clean the earbud tips with a dry cotton swab.
- **Storage:** When not in use, store the headphones and earbuds in a clean, dry place, away from extreme temperatures and direct sunlight. Avoid tangling the cables.
- **Avoid Moisture:** Do not expose the devices to water or excessive moisture. They are not waterproof.
- **Cable Care:** Avoid sharp bends or excessive pulling on the cables, as this can damage internal wiring.

7. TROUBLESHOOTING

If you encounter issues, refer to the following common solutions:

Problem	Possible Solution
---------	-------------------

Problem	Possible Solution
No sound from headphones/earbuds.	Ensure the 3.5mm jack is fully inserted into the device's audio port. Check the volume level on your audio device. Test with another audio device to rule out a device issue. Ensure the audio output is directed to the headphone jack in your device's settings.
Sound is distorted or intermittent.	Check the cable for any visible damage or kinks. Ensure the 3.5mm jack is clean and free of debris. Try adjusting the jack's position slightly in the port. Reduce the volume on your device if distortion occurs at high levels.
Microphone not working.	Ensure the 3.5mm jack is fully inserted. Verify that your device's settings allow external microphones. Test with another application or device to confirm functionality.
In-line control button not responding (earbuds).	Ensure the earbuds are securely connected. Some older devices may not fully support all control functions. Test with a different compatible device.

8. TECHNICAL SPECIFICATIONS

Below are the general specifications for the SENTRY BLWHC102 audio devices.

Feature	Detail
Model	BLWHC102
Brand	SENTRY
Connectivity	Wired (3.5mm Stereo Plug)
Microphone	In-line Microphone
Color	Black/Blue
Material	Faux Leather (Headphones)
Item Weight	6.4 ounces (total package)
Package Dimensions	8 x 6.5 x 2.5 inches
UPC	080068431022







9. WARRANTY AND SUPPORT

SENTRY products are manufactured with quality and reliability in mind. For specific warranty information, please refer to the documentation included with your purchase or visit the official SENTRY website. If you

require technical assistance or have questions not covered in this manual, please contact SENTRY customer support through their official channels.

Please retain this manual for future reference.

Related Documents - BLWHC102

	<p>Sentry BTO100 Over-Ear Bluetooth Headphones User Manual and Specifications</p> <p>Comprehensive user manual for Sentry BTO100 Over-Ear Bluetooth Headphones. Includes setup, pairing, functions, safety warnings, warranty information, and technical specifications.</p>
	<p>Sentry BTO300 Bluetooth Earbuds User Manual and Specifications</p> <p>Comprehensive guide for Sentry BTO300 Bluetooth Earbuds, covering setup, functions, troubleshooting, charging, specifications, and safety information. Learn how to pair, control music, manage calls, and maintain your earbuds.</p>
	<p>Sentry BT170 Bluetooth Headphones: User Guide, Specs & Safety</p> <p>Comprehensive guide to Sentry BT170 Bluetooth Headphones, covering features, technical specifications, pairing instructions, key functions, safety warnings, warranty, and compliance information.</p>
	<p>Sentry BT969 Wire-Free Earbuds User Manual</p> <p>User guide for Sentry BT969 wire-free earbuds, covering setup, charging, pairing, troubleshooting, and safety information. Includes FCC compliance details.</p>
	<p>Sentry BT180 Bluetooth Headphones User Manual and Specifications</p> <p>User manual and specifications for Sentry BT180 Bluetooth Headphones, covering features, operation, pairing, safety, warranty, and compliance information.</p>
	<p>Sentry BT949 Wire-Free Earbuds: User Manual and Specifications</p> <p>Comprehensive user manual for Sentry BT949 wire-free Bluetooth earbuds, covering setup, operation, charging, troubleshooting, specifications, and warranty information.</p>