

HP 15-eg0025nr

HP Pavilion 15 Laptop (Model 15-eg0025nr) User Manual

Comprehensive guide for setup, operation, and maintenance.

1. INTRODUCTION

This manual provides essential information for setting up, operating, and maintaining your HP Pavilion 15 Laptop (Model 15-eg0025nr). Please read through this guide to ensure optimal performance and longevity of your device.

2. GETTING STARTED: SETUP

2.1 Unboxing and Initial Power On

Carefully remove your HP Pavilion 15 Laptop from its packaging. Ensure all components, including the laptop and power adapter, are present.

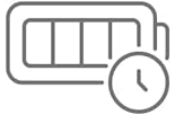


Image: The HP Pavilion 15 Laptop, still in its protective packaging, showcasing the top view with the HP logo.

1. Connect the power adapter to the laptop's power port and then to a wall outlet.
2. Open the laptop lid.
3. Press the power button to turn on the device. The power button is typically located on the top right of the keyboard deck.

LIBERATING BATTERY LIFE

Take on the day with one charge.



Up to 8 hours of
battery life



Super Speed USB Type-C® & USB Power Delivery,
DisplayPort™ 1.4, HP Sleep and Charge




Image: Side view of the HP Pavilion 15 Laptop showing the power adapter connected to the charging port.

2.2 Initial Windows 11 Pro Configuration

Follow the on-screen prompts to complete the initial setup of Windows 11 Pro. This includes selecting your region, connecting to a Wi-Fi network, and creating a user account.

Your browser does not support the video tag.

Video: An unboxing video of the HP Pavilion 15 Laptop, demonstrating the initial setup process and highlighting key features. This video is provided by HP US.

3. OPERATING INSTRUCTIONS

3.1 Keyboard and Touchpad

The HP Pavilion 15 features a full-sized keyboard with an integrated numeric pad for comfortable typing. The Precision Touchpad supports multi-touch gestures for intuitive navigation.

EXCEPTIONAL EXPERIENCE, ANYWHERE

A new level of graphics performance and crisp, stunning visuals – with the convenience of a thin & light laptop.



16 GB DDR4-3200
MHz RAM



HP QuickDrop



512 GB PCIe®
NVMe™ M.2 SSD


Image: Close-up view of the HP Pavilion 15 Laptop's full-sized keyboard and large Precision Touchpad.

3.2 Display

The 15.6-inch Full HD IPS micro-edge display offers clear visuals with wide viewing angles. Adjust brightness and display settings through Windows settings.

FULL HD DISPLAY

Ultra-wide 178-degree viewing angles with consistent detail and a vibrant 1920 x 1080 resolution, you'll always have a great view of your favorite content.



Full HD IPS Display

HP BrightView

Micro-edge Display

Image: The HP Pavilion 15 Laptop display showcasing vibrant, high-definition content with minimal bezels.

3.3 Audio and Camera

Experience enhanced audio with speakers tuned by B&O. The HP Wide Vision HD Camera and integrated dual-array digital microphones are suitable for video conferencing.



Image: The HP Pavilion 15 Laptop screen displaying a video call, highlighting the HP Wide Vision HD Camera and B&O audio features.

4. CONNECTIVITY

4.1 Wireless Connectivity

The laptop supports Wi-Fi 6 (802.11ax) and Bluetooth 5.0 for fast and reliable wireless connections. Ensure your router supports Wi-Fi 6 for optimal performance.

4.2 Ports and External Devices

The HP Pavilion 15 includes various ports for connecting external devices:

- HDMI 2.0 port
- SuperSpeed USB Type-A ports (3)
- SuperSpeed USB Type-C port with Power Delivery and DisplayPort 1.4
- Headphone/Microphone Combo jack
- AC Smart Pin (for power adapter)

WE'VE GOT YOUR BACK

For 80 years, we've had your back. That's why our laptops go through over 230 individual tests to ensure you're getting a powerful, reliable laptop that's going to last.



Image: Side view of the HP Pavilion 15 Laptop, highlighting the various input/output ports available for connectivity.

4.3 HP QuickDrop

Utilize HP QuickDrop for seamless wireless transfer of photos, videos, and documents between your PC and mobile device.

Your browser does not support the video tag.

Video: A demonstration of HP QuickDrop, showing how to wirelessly share content between a mobile device and the HP laptop. This video is provided by HP US.

5. MAINTENANCE

5.1 General Care

- Keep the laptop clean by gently wiping surfaces with a soft, lint-free cloth.
- Avoid exposing the laptop to extreme temperatures, direct sunlight, or moisture.
- Ensure proper ventilation by not blocking the air vents.

5.2 Battery Care

The laptop features a long-lasting battery with up to 8 hours of life. HP Fast Charge allows for a 0 to 50% charge in approximately 45 minutes. To prolong battery lifespan, avoid consistently draining the battery to 0% or keeping it at 100% for extended periods.

6. TROUBLESHOOTING

6.1 Common Issues

- **No Power:** Ensure the power adapter is securely connected to both the laptop and a working power outlet. Try a different outlet if necessary.
- **Display Issues:** If the screen is blank, try pressing the power button or adjusting the brightness settings. Ensure no external monitors are connected and causing display conflicts.
- **Slow Performance:** Close unnecessary applications, check for background updates, and ensure sufficient free storage space.

For more detailed troubleshooting, refer to the HP support website or contact customer service.

7. SPECIFICATIONS

| Feature | Detail |
|-----------------------|---|
| Model Name | HP Pavilion Laptop 15-eg0025nr |
| Processor | 11th Gen Intel Core i7-1165G7 (up to 4.7 GHz) |
| RAM | 16 GB DDR4-3200 MHz |
| Storage | 512 GB PCIe NVMe M.2 SSD |
| Display | 15.6-inch Full HD (1920 x 1080) IPS, micro-edge, BrightView |
| Graphics | Intel Iris Xe Graphics (Integrated) |
| Operating System | Windows 11 Pro |
| Wireless Connectivity | Wi-Fi 6 (2x2) and Bluetooth 5.0 combo |
| Ports | 3x USB 3.0, 1x USB Type-C, 1x HDMI 2.0, 1x Headphone/Mic Combo, 1x AC Smart Pin |
| Battery Life | Up to 8 hours (MobileMark 18) |
| Dimensions (LxWxH) | 14.18 x 9.21 x 0.7 inches |
| Weight | 3.86 pounds |

8. ENVIRONMENTAL RESPONSIBILITY

This laptop is ENERGY STAR certified and EPEAT Silver registered, reflecting its energy efficiency and sustainable design. It also features a low halogen display.

9. WARRANTY AND SUPPORT

Your HP Pavilion 15 Laptop comes with a 1-year limited hardware warranty. For technical assistance, warranty claims, or additional support, please visit the official HP support website or contact HP customer service.

Extended protection plans are available for purchase, including 2-Year and 4-Year options, as well as a monthly Complete Protect plan.

- **HP Support Website:** hp.com/support
- **Protection Plans:** Refer to your purchase documentation for details on available protection plans.