

## beFree Sound BFS-Shelf Speaker

# beFree Sound BFS-Shelf Speaker Bluetooth LED Dancing Water Multimedia Speakers User Manual

Model: BFS-Shelf Speaker

## INTRODUCTION

Thank you for purchasing the beFree Sound BFS-Shelf Speaker Bluetooth LED Dancing Water Multimedia Speakers. This manual provides essential information for the safe and efficient operation of your new speakers. Please read it thoroughly before use and retain it for future reference.

These speakers combine clear audio output with dynamic LED lighting and dancing water effects, enhancing your listening experience.

## PACKAGE CONTENTS

Ensure all items are present in the package:

- 2 x beFree Sound Dancing Water Speakers
- 1 x 6-foot USB Power Cable
- 1 x 6-foot 3.5mm Audio Cable

## PRODUCT OVERVIEW

Familiarize yourself with the components of your beFree Sound speakers.



Image: Front view of two beFree Sound dancing water speakers, showcasing the active LED lights and water jets.



Image: Rear panel of a beFree Sound speaker, detailing the DC 5V power input, AUX input, USB port, and control buttons.

### Controls and Ports:

- **DC 5V Input:** For power connection via USB cable.
- **AUX Input:** For wired audio connection using the 3.5mm audio cable.
- **USB Port:** For connecting to a power source or audio source (if supported by device).
- **Power/Mode Button:** Turns the speakers on/off and switches between input modes.
- **Volume Controls:** Adjusts the audio output level.
- **LED Indicator:** Shows power status and Bluetooth pairing status.

## SETUP INSTRUCTIONS

---

### 1. Power Connection:

1. Connect the small end of the provided USB power cable to the **DC 5V** port on the back of the main speaker.
2. Connect the standard USB end of the cable to a USB power adapter (not included) or a powered USB port on a computer.
3. Ensure the power source provides 5V DC.

### 2. Speaker Interconnection:

1. Connect the secondary speaker to the main speaker using the integrated audio cable extending from the secondary speaker. This cable typically plugs into a dedicated output port on the main speaker.





Image: Side view of the two speakers, illustrating the cable connection between them.

### 3. Initial Power On:

1. Press and hold the **Power/Mode** button on the main speaker until the LED indicator lights up.
2. The speakers will typically enter Bluetooth pairing mode automatically upon first power-on, indicated by a flashing LED.

## OPERATING INSTRUCTIONS

---

### Bluetooth Connection:

1. Ensure the speakers are powered on and in Bluetooth pairing mode (LED indicator flashing).
2. On your audio device (smartphone, tablet, laptop), enable Bluetooth and search for available devices.
3. Select "beFree Sound" or a similar name from the list of devices.
4. Once connected, the LED indicator will typically stop flashing and remain solid.
5. You can now play audio wirelessly from your device.

### AUX (Wired) Connection:

1. Connect one end of the 3.5mm audio cable to the **AUX** input port on the main speaker.
2. Connect the other end of the 3.5mm audio cable to the headphone jack or audio output port of your audio device.
3. Press the **Power/Mode** button to switch to AUX input mode if the speakers do not automatically detect the wired connection.

### Volume Control:

- Use the volume control buttons on the speaker to adjust the output volume.
- You can also control the volume from your connected audio device.

### LED Lights and Dancing Water:

The speakers feature integrated LED lights and water jets that react to the audio being played. This effect is automatic and does not require separate activation.



Image: The beFree Sound speakers in an ambient setting, demonstrating the visual effect of the LED lights and dancing water.

## MAINTENANCE AND CARE

- **Cleaning:** Use a soft, dry cloth to wipe the exterior of the speakers. Do not use abrasive cleaners or solvents.
- **Water:** The speakers contain water for the dancing effect. They are designed to be leak-proof, but avoid tilting or shaking them excessively. The product is *not water resistant* externally; do not expose to splashes or immerse in water.
- **Storage:** Store the speakers in a cool, dry place away from direct sunlight and extreme temperatures.
- **Handling:** Handle the speakers with care to prevent damage to the internal components or the water chamber.

## TROUBLESHOOTING

Problem	Possible Cause	Solution
---------	----------------	----------

Problem	Possible Cause	Solution
No power	Power cable not connected properly; USB power source not active.	Ensure USB cable is securely connected to both speaker and power source. Verify power source is active.
No sound	Volume too low; incorrect input mode; device not connected; audio cable faulty.	Increase speaker and device volume. Press Mode button to select correct input (Bluetooth/AUX). Re-pair Bluetooth or re-connect AUX cable. Test with a different audio cable if using AUX.
Bluetooth not pairing	Speakers not in pairing mode; device Bluetooth off; too far from speakers.	Ensure speakers are flashing LED (pairing mode). Turn device Bluetooth off and on. Move device closer to speakers (within 10 meters).
Water not dancing or lights not working	No audio playing; audio volume too low.	Ensure music is playing and volume is sufficiently high for the effects to activate.

## SPECIFICATIONS





Model Name	BFS-Shelf Speaker
Brand	beFree Sound
Speaker Type	Multimedia
Connectivity Technology	Bluetooth, USB
Wireless Communication Technology	Bluetooth
Power Source	Corded Electric (DC 5V via USB)
Speaker Maximum Output Power	12 Watts
Frequency Response	220Hz - 13000Hz
Impedance	4 Ohm
Product Dimensions	8.5"D x 6"W x 3"H
Item Weight	1.52 Pounds
Material	Plastic
Water Resistance Level	Not Water Resistant (internal water for effect only)
LED Water Jets	5 per speaker

## WARRANTY AND SUPPORT

The beFree Sound BFS-Shelf Speaker comes with a limited warranty. For specific warranty details, claims, or technical support, please refer to the warranty card included with your purchase or contact beFree Sound customer service directly. Please visit the official beFree Sound website for the most up-to-date support information.



## Related Documents - BFS-Shelf Speaker

 <p>beFree BFS-K10</p> <p>PORTABLE BLUETOOTH 10 INCH DOUBLE SUBWOOFER SPEAKER SYSTEM</p>	<p><a href="#">beFree BFS-K10 Portable Bluetooth Speaker System User Manual</a></p> <p>User manual for the beFree BFS-K10 portable Bluetooth 10-inch double subwoofer speaker system. Includes package contents, control panel descriptions, microphone and remote details, safety precautions, and specifications.</p>
 <p>beFree BFS-400</p>	<p><a href="#">BeFree Sound BFS-400 Blue 5.1 Channel Surround Sound BT Speaker System User Manual</a></p> <p>This user manual provides instructions for setting up and using the BeFree Sound BFS-400 Blue 5.1 Channel Surround Sound BT Speaker System, including speaker connection, remote control operation, and speaker positioning.</p>
 <p>beFree BFS-400</p>	<p><a href="#">BeFree Sound BFS-400 Blue 5.1 Channel Surround Sound BT Speaker System User Manual</a></p> <p>User manual for the BeFree Sound BFS-400 Blue 5.1 Channel Surround Sound BT Speaker System, covering specifications, cautions, package contents, Bluetooth connectivity, system connection diagrams, front panel controls, remote control functions, and speaker positioning.</p>
 <p>beFree BFS-9160</p> <p>PORTABLE BLUETOOTH 12 INCH DOUBLE SUBWOOFER SPEAKER SYSTEM</p>	<p><a href="#">beFree Sound BFS-9160 Portable Bluetooth Speaker User Manual</a></p> <p>User manual for the beFree Sound BFS-9160, a 12-inch portable Bluetooth double subwoofer speaker system. Includes setup, features, controls, and safety information.</p>
 <p>beFree BFS-167</p> <p>MULTIMEDIA LED DANCING WATER BLUETOOTH SPEAKERS</p> <p>OWNER'S MANUAL</p>	<p><a href="#">beFree BFS-167 Multimedia LED Dancing Water Bluetooth Speakers - Owner's Manual</a></p> <p>Owner's manual for the beFree BFS-167 Multimedia LED Dancing Water Bluetooth Speakers. Provides instructions on setup, operation, Bluetooth pairing, AUX input, troubleshooting, and technical specifications.</p>



[beFree BFS-K10 Portable Bluetooth Speaker System User Manual](#)

User manual for the beFree BFS-K10 portable Bluetooth 10-inch double subwoofer speaker system. Includes package contents, control panel descriptions, microphone and remote details, safety precautions, and specifications.