

## SteelSeries Apex 7 TKL

# SteelSeries Apex 7 TKL Compact Mechanical Gaming Keyboard (Ghost Edition) Instruction Manual

Model: Apex 7 TKL (64656)

Brand: SteelSeries

---

## 1. INTRODUCTION

---

This manual provides detailed instructions for the setup, operation, maintenance, and troubleshooting of your SteelSeries Apex 7 TKL Compact Mechanical Gaming Keyboard (Ghost Edition). Please read this manual thoroughly to ensure proper use and to maximize your keyboard's performance.



Image 1.1: The SteelSeries Apex 7 TKL Ghost Edition keyboard with its detachable magnetic wrist rest, showcasing its RGB backlighting.

The Apex 7 TKL Ghost keyboard features durable mechanical switches designed for 50 million keypresses, utilizing linear red switches for smooth and quiet actuation. It includes an integrated OLED Smart Display, double shot PBT pudding keycaps, and an aluminum alloy frame for enhanced durability and functionality.

## 2. PACKAGE CONTENTS

- SteelSeries Apex 7 TKL Compact Mechanical Gaming Keyboard (Ghost Edition)
- Detachable Magnetic Wrist Rest
- Instruction Manual (this document)

## 3. SETUP INSTRUCTIONS

1. **Connect the Keyboard:** Locate the dual USB-A cables attached to the keyboard. Connect both USB-A plugs to available USB ports on your computer or gaming console. One cable powers the keyboard, and the second provides power for the USB passthrough port.

# ILLUMINATED USB PASSTHROUGH PORT



**TO CONNECT A MOUSE, HEADSET,  
THUMBDRIVE, AND MORE**

Image 3.1: The illuminated USB passthrough port located on the keyboard, designed for connecting peripherals.

2. **Attach the Wrist Rest:** Align the magnetic wrist rest with the bottom edge of the keyboard. The magnets will secure it in place.

# PREMIUM DETACHABLE MAGNETIC WRIST REST



## FULL PALM SUPPORT WITH A DURABLE SOFT-TOUCH FINISH

Image 3.2: The detachable magnetic wrist rest being attached to the keyboard, providing ergonomic support.

3. **Install SteelSeries GG Software:** For full customization of RGB lighting, key bindings, and OLED display functions, download and install the SteelSeries GG software from the official SteelSeries website. This software is compatible with Windows and macOS.
4. **System Compatibility:** The keyboard is compatible with Windows, Mac OS X, Xbox, and PlayStation. A USB port is required for connection.

## 4. OPERATING INSTRUCTIONS

### 4.1. OLED Smart Display and Media Controls

The integrated OLED Smart Display provides real-time information and allows for on-the-fly adjustments without minimizing your applications. Adjacent to the display are dedicated media controls.

# OLED SMART DISPLAY AND MEDIA CONTROLS



Image 4.1: Close-up of the OLED Smart Display and the dedicated media control keys, including a clickable scroll wheel.

- **OLED Display:** Use the clickable scroll wheel and the button next to it to navigate menus, adjust settings, change profiles, and view information such as game stats or Discord messages.
- **Media Controls:** The dedicated media keys allow for easy control of volume, playback, and track skipping.

## 4.2. Dynamic Per-Key RGB Illumination

The keyboard features customizable RGB backlighting for each key. This can be configured using the SteelSeries GG software to create millions of color options and reactive typing effects. You can also synchronize lighting with other SteelSeries peripherals.

## 4.3. USB Passthrough Port

The illuminated USB passthrough port on the keyboard allows you to conveniently connect other USB devices such as a mouse, headset, or USB drive directly to your keyboard, reducing cable clutter on your desk.

## 5. KEY FEATURES

---

# REDEFINING MECHANICAL KEYBOARDS



RED LINEAR AND SILENT  
**MECHANICAL  
SWITCHES**

Image 5.1: Overview of key features including USB Passthrough Port, Aircraft-Grade Aluminum Top Plate, Double Shot PBT Keycaps, OLED Smart Display, PrismSync Per Key Illumination, and Premium Magnetic Wrist Rest.

- **Durable Mechanical Gaming Switches:** The Apex 7 TKL is equipped with linear red mechanical switches, engineered for smooth movement and quiet operation. These switches are guaranteed for 50 million keypresses, ensuring long-term reliability and consistent performance.

# PREMIUM MECHANICAL SWITCHES

## LINEAR SWITCHES FOR SMOOTH AND QUIET PERFORMANCE

Image 5.2: A close-up view of a red mechanical switch, highlighting its linear and quiet response style with a 2.0 mm actuation point.

- **OLED Smart Display:** An integrated command center that displays useful information for adjusting settings, changing profiles, and viewing on-the-fly updates. This feature allows users to monitor system information or game data without interrupting gameplay.
- **PrismCaps (Double Shot PBT Pudding Keycaps):** The keyboard features double shot PBT pudding keycaps with translucent sides and letters, designed to enhance the brilliant RGB illumination.
- **Aircraft-Grade Aluminum Alloy Frame:** Constructed with a Series 5000 metal frame, the keyboard offers exceptional durability and sturdiness, making it suitable for intensive use.
- **Dynamic Per-Key RGB Illumination:** Offers millions of color options and reactive typing effects, allowing for extensive personalization of the keyboard's aesthetic. Lighting can be synchronized with other SteelSeries devices.
- **Premium Detachable Magnetic Wrist Rest:** Provides full palm support with a durable soft-touch finish, enhancing comfort during extended use. The magnetic attachment ensures easy and secure connection.
- **Rapid Tap Feature:** This software-enabled feature prioritizes the last key press between two keys for enhanced responsiveness, particularly useful in fast-paced gaming scenarios.

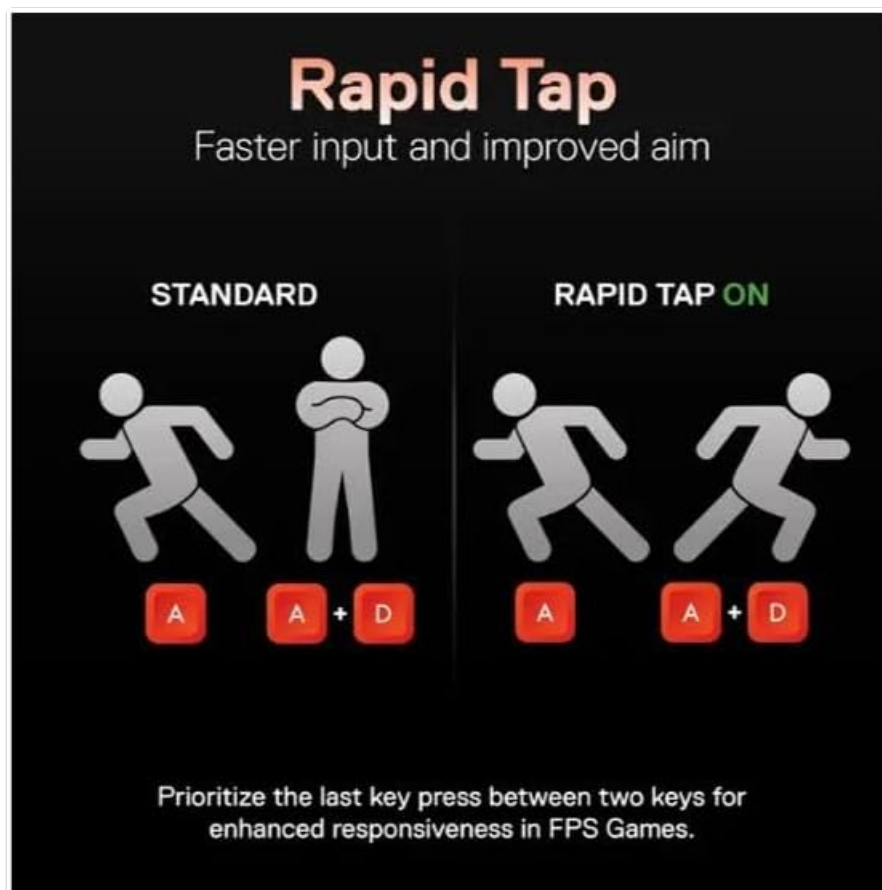


Image 5.3: A diagram comparing standard input with 'Rapid Tap On', showing how the feature prioritizes the last key press for improved responsiveness in games.

## 6. MAINTENANCE

- **Cleaning the Keyboard:** Use a soft, dry cloth to wipe down the keyboard surface. For deeper cleaning, a can of compressed air can remove debris from between keycaps. Avoid using harsh chemicals or abrasive materials.
- **Cleaning the Wrist Rest:** The soft-touch finish of the wrist rest can be cleaned with a damp cloth and mild soap if necessary. Ensure it is completely dry before reattaching.
- **Software Updates:** Regularly check for and install updates for the SteelSeries GG software to ensure optimal performance and access to new features.

## 7. TROUBLESHOOTING

Issue	Possible Cause	Solution
Keyboard not responding	Loose USB connection, driver issue, power issue.	Ensure both USB cables are securely connected. Try different USB ports. Restart your computer. Reinstall SteelSeries GG software.
RGB lighting not working or incorrect	Software settings, outdated drivers, software conflict.	Check lighting settings in SteelSeries GG software. Update keyboard drivers. Ensure no other lighting software is interfering.
OLED display is blank or frozen	Software issue, temporary glitch.	Restart SteelSeries GG software. Unplug and replug the keyboard. Check for firmware updates.

Issue	Possible Cause	Solution
Keys are sticking or unresponsive	Debris under keycap, switch malfunction.	Use compressed air to clean around the affected key. If the issue persists, contact SteelSeries support.
USB Passthrough port not working	Second USB cable not connected, device incompatibility, power draw.	Ensure both keyboard USB cables are connected to your computer. Try a different device in the passthrough port. Some high-power devices may not function correctly.



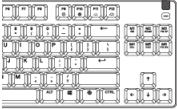




## 8. SPECIFICATIONS

Feature	Detail
Brand	SteelSeries
Model Number	64656
Keyboard Type	Compact Mechanical Gaming Keyboard (TKL)
Switch Type	Linear Red Mechanical Switches
Switch Durability	50 Million Keypresses
Actuation Point	2.0 mm
Frame Material	Aircraft-Grade Aluminum Alloy (Series 5000)
Keycaps	Double Shot PBT Pudding Keycaps (PrismCaps)
Display	Integrated OLED Smart Display
Backlighting	Dynamic Per-Key RGB Illumination
Connectivity	USB-A (Dual cables for keyboard and passthrough)
Special Features	USB Passthrough Port, Dedicated Media Controls, Detachable Magnetic Wrist Rest
Operating System Compatibility	Windows, Mac OS X, Xbox, PlayStation
Color	Ghost (White)
Item Weight	1.7 pounds
Package Dimensions	23.23 x 11.42 x 2.44 inches

## 9. WARRANTY AND SUPPORT

For warranty information, technical support, or further assistance, please visit the official SteelSeries website or contact SteelSeries customer support directly. Keep your proof of purchase for warranty claims.  
Official SteelSeries Website: [steelseries.com](https://steelseries.com)

## Related Documents - Apex 7 TKL

 APEX 7 TKL PRODUCT INFORMATION GUIDE	<a href="#">SteelSeries Apex 7 TKL Product Information Guide</a> Comprehensive guide to the SteelSeries Apex 7 TKL gaming keyboard, covering features, setup, functions, and compatibility. Learn to use SteelSeries Engine for customization.
  APEX 9 TKL PRODUCT INFORMATION GUIDE	<a href="#">SteelSeries Apex 9 TKL Product Information Guide</a> Comprehensive product information guide for the SteelSeries Apex 9 TKL keyboard, detailing its features, setup, functions, customization options, and regulatory compliance.
 APEX 3 TKL PRODUCT INFORMATION GUIDE	<a href="#">SteelSeries Apex 3 TKL Keyboard: Product Information Guide</a> A comprehensive guide to the SteelSeries Apex 3 TKL keyboard, covering its features, setup, functions, and compatibility. Learn about SteelSeries Engine, multimedia controls, macro recording, and illumination brightness.
 APEX 7 TKL PRODUCT INFORMATION GUIDE	<a href="#">SteelSeries Apex 7 TKL Keyboard Product Information Guide</a> This guide provides comprehensive product information for the SteelSeries Apex 7 TKL keyboard, covering its features, setup, functions, compatibility, and regulatory details.
 APEX 5 PRODUCT INFORMATION GUIDE	<a href="#">SteelSeries Apex 5 Product Information Guide</a> Comprehensive guide to the SteelSeries Apex 5 gaming keyboard, covering features, setup, multimedia controls, macro recording, and system requirements. Includes OLED display and SteelSeries Engine customization.
 APEX 7 TKL PRODUCT INFORMATION GUIDE	<a href="#">SteelSeries Apex 7 TKL Product Information Guide   User Manual</a> User guide for the SteelSeries Apex 7 TKL mechanical gaming keyboard. Covers product overview, setup, functions, multimedia controls, OLED display features, macro recording, illumination settings, system requirements, platform compatibility, and regulatory compliance information.