



[Manuals.plus](#) /

> [FUKUMARU](#) /

> FUKUMARU Wall-Mounted Cat Climbing Steps (Model CP01-2) Instruction Manual

## FUKUMARU CP01-2

# FUKUMARU Wall-Mounted Cat Climbing Steps (Model CP01-2) Instruction Manual

## INTRODUCTION

Thank you for choosing the FUKUMARU Wall-Mounted Cat Climbing Steps. This product is designed to provide a stimulating and safe environment for your cat, encouraging natural climbing and scratching behaviors. Made from durable wood and natural jute rope, these steps offer a multi-level design to keep your cat active and engaged. This manual provides essential information for proper installation, usage, and maintenance to ensure the longevity and safety of the product.

## SAFETY INFORMATION

- Ensure the wall surface is suitable for mounting and can support the weight of the steps and your cat.
- Always use appropriate mounting hardware for your specific wall type (drywall, wood, brick, concrete).
- Verify that all screws and anchors are securely fastened before allowing your cat to use the steps.
- Regularly inspect the steps for any signs of wear, damage, or loose connections. Tighten fasteners as needed.
- Keep children away from the installation area during setup.
- This product is intended for indoor use only.

## PACKAGE CONTENTS

The FUKUMARU Wall-Mounted Cat Climbing Steps package includes the following items:

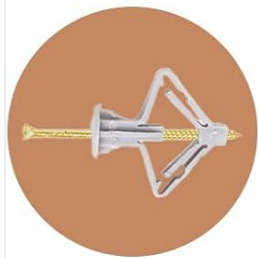
- 2 x Wall-Mounted Cat Climbing Steps (with jute rope scratching surface)
- Mounting Hardware (screws, butterfly anchors for drywall, inflation anchors for solid walls)
- Installation Instructions

## SETUP AND INSTALLATION

Installation is designed to be straightforward. Please follow these steps carefully:

1. **Choose Location:** Select a suitable wall location, considering your cat's natural climbing paths and ensuring the wall can support the weight.
2. **Mark Drill Points:** Hold a step against the wall at the desired height and use a pencil to mark the positions for the screw holes. Ensure the step is level.
3. **Drill Holes:**
  - For **Drywall:** Drill pilot holes and insert the butterfly anchors.
  - For **Wood, Brick, or Concrete Walls:** Drill appropriate pilot holes and insert the inflation anchors.
4. **Mount Steps:** Align the step with the drilled holes. Insert the screws through the step's mounting plate and into the anchors. Tighten securely until the step is firmly attached to the wall. Do not overtighten.
5. **Repeat:** Install the second step, ensuring proper spacing and alignment for your cat's comfort and safety.

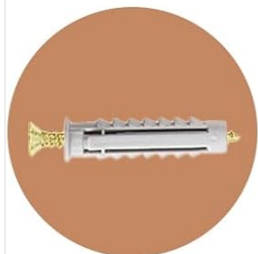
## Installation Tools and Instruction **Included**




- Butterfly Anchor
- Screw Included



**Drywall Installation**



- Inflation Anchor
- Screw Included



**Wood Wall**



**Brick Wall**



**Concrete Wall**

Image: Installation tools and examples of different wall types (drywall, wood, brick, concrete) suitable for mounting the cat steps. Shows

butterfly anchors for drywall and inflation anchors for solid walls.

## OPERATING INSTRUCTIONS (USAGE)

These wall-mounted steps are designed to provide your cat with opportunities for climbing, exploring, and scratching. Encourage your cat to use the steps by placing treats or toys on them. The jute rope surface serves as an effective scratching post, promoting healthy claw maintenance and protecting your furniture.

# Product Performance & Installation



**Support Drywall Installation**



**35 Lbs Test Standard**



Image: An orange cat actively climbing on the FUKUMARU wall-mounted steps, demonstrating their intended use for activity and exercise.



Image: A grey and white cat perched on two FUKUMARU wall-mounted steps, integrated into a home environment, showcasing the product's aesthetic appeal and functionality.

## MAINTENANCE

---

Proper maintenance ensures the longevity and safety of your cat's climbing steps:

- **Cleaning:** Wipe the wooden surfaces with a dry or slightly damp cloth. Avoid harsh chemicals or excessive moisture.
- **Jute Rope:** The jute rope is designed for scratching. Over time, it may show wear. While durable, if the rope becomes severely frayed or detached, consider replacing the step for optimal scratching function and safety.
- **Inspection:** Periodically check all mounting screws and connections to ensure they remain tight. Retighten if any looseness is detected.
- **Storage:** If disassembling for storage, keep all components and hardware in a dry place.

## TROUBLESHOOTING

Problem	Possible Cause	Solution
Steps feel wobbly after installation.	Screws or anchors are not fully tightened, or incorrect anchors were used for the wall type.	Ensure all screws are securely tightened. Verify that the correct anchors were used for your wall material. If necessary, remove and re-install with appropriate hardware.
Cat is not using the steps.	Cat may need encouragement or is unfamiliar with the new item.	Place treats or favorite toys on the steps to encourage exploration. Use catnip to attract your cat. Ensure the steps are placed in an accessible and appealing location.
Jute rope is fraying excessively.	Normal wear and tear from scratching.	This is expected with use. If fraying becomes severe or compromises the scratching surface, consider replacing the step.

## SPECIFICATIONS

<b>Brand</b>	FUKUMARU
<b>Model Number</b>	CP01-2
<b>Material</b>	Solid Rubber Wood, Jute Rope
<b>Product Dimensions (per step)</b>	Approximately 29.97 cm (Length) x 9.65 cm (Width) x 9.65 cm (Height)
<b>Weight (per step)</b>	Approximately 0.83 kg (1.66 kg for the set of 2)
<b>Recommended Pet Type</b>	Cats (Small to Medium Breeds)
<b>Mounting Type</b>	Wall-Mounted
<b>Special Features</b>	Durable, Eco-friendly, Natural materials
<b>Color</b>	Beige

# Product Specification



## Solid Rubber Wood

Natural | Durable | Home's Decor



## Jute Rope

Natural | Safe | Eco-friendly



Image: A diagram illustrating the dimensions (11.8 in length, 6.89 in height, 3.45 in diameter) and materials (Solid Rubber Wood, Jute Rope) of a single FUKUMARU cat climbing step.

## WARRANTY AND SUPPORT

FUKUMARU products come with a **30-day warranty** from the date of purchase. For any product-related inquiries, issues, or support needs, please contact our customer service. We aim to resolve any problems within **24 hours**.

For further assistance, please visit the official FUKUMARU store on Amazon: [FUKUMARU Store](#)

