

FLEXISPOT EN2

FLEXISPOT EN2 Electric Standing Desk User Manual

Model: EN2

INTRODUCTION

Thank you for choosing the FLEXISPOT EN2 Electric Standing Desk. This manual provides essential information for the safe assembly, operation, and maintenance of your new desk. Please read it thoroughly before use to ensure proper functionality and to maximize the lifespan of your product.



Image: The FLEXISPOT EN2 Electric Standing Desk, showcasing its white desktop, black frame, integrated power strip, and cable

SAFETY INFORMATION

- **Weight Capacity:** Do not exceed the maximum weight recommendation of 176 pounds (80 kg) on the desktop. Exceeding this limit can cause damage to the desk and potential injury.
- **Assembly:** Ensure all components are securely fastened according to the assembly instructions.
- **Power:** Use only the provided power adapter. Keep power cords away from heat sources and sharp edges.
- **Movement:** Keep hands, feet, and objects clear of the moving parts (legs, frame) during height adjustment to prevent pinching or damage.
- **Environment:** Do not expose the desk to excessive moisture or extreme temperatures.
- **Children and Pets:** Keep children and pets away from the desk during operation.

PACKAGE CONTENTS

Your FLEXISPOT EN2 Standing Desk will arrive in two separate packages, which may be shipped and delivered at different times. Please ensure you have received both packages before beginning assembly.

BOXES MAY SHIP & ARRIVE SEPARATELY




Image: Illustration showing two distinct packages for the desktop and desk frame, highlighting that they may arrive separately.

Verify that all components listed in the packing list (included in one of the packages) are present and undamaged. If any parts are missing or damaged, please contact customer support.

ASSEMBLY

Assembly of the FLEXISPOT EN2 desk is designed to be straightforward. An electric drill may be required for certain steps, which is not included in the package. Follow the detailed instructions provided in the separate assembly guide for step-by-step installation.

Key Assembly Considerations:

- **Desktop Orientation:** Ensure the desktop is oriented correctly before attaching the frame.
- **Cable Management:** Properly route all cables to prevent interference with the desk's movement.
- **Power Strip Installation:** The removable power strip can be clipped to the back or side of the desk.

OPERATING INSTRUCTIONS

The FLEXISPOT EN2 desk features a user-friendly digital control panel for height adjustment and memory presets.



Image: The multi-function digital control panel, showing the LED display, up/down arrows, and four memory preset buttons.

Height Adjustment:

- Use the **Up** (▲) and **Down** (▼) arrow buttons to smoothly adjust the desk height. The motorized system operates quietly (less than 50 dB) and adjusts from 28.1 inches (71.4 cm) to 45.7 inches (116.1 cm).
- The current height is displayed on the digital LED screen.

Memory Presets:

The 6-button digital controller features 4 programmable memory presets to save your preferred sitting and standing heights.

1. Adjust the desk to your desired height using the Up/Down buttons.
2. Press one of the memory preset buttons (1, 2, 3, or 4) until the display flashes or a beep is heard, indicating the height has been saved.
3. To recall a saved height, simply press the corresponding memory preset button. The desk will automatically move to the stored position.

Power Outlet and USB Ports:

The integrated power strip provides convenient access to power for your devices.

- The power strip includes 3 AC outlets (125V/12A) and 2 USB charging ports (5V/2A).
- Plug your electronic devices directly into the outlets or USB ports for charging.



BUILT-IN SOCKET

3 AC Outlets
[125V/12A]



2 USB Ports
[5V/2A]



Tabletop-mounted




Image: A detailed view of the built-in power strip, showing its three AC outlets and two USB charging ports, designed for tabletop mounting.

FEATURES

Ample Whole-Piece Desktop:

The desk features a single, whole-piece 1-inch (2.54 cm) thick eco-friendly desktop, providing a seamless and spacious work surface. This design offers enhanced stability compared to multi-piece desktops.

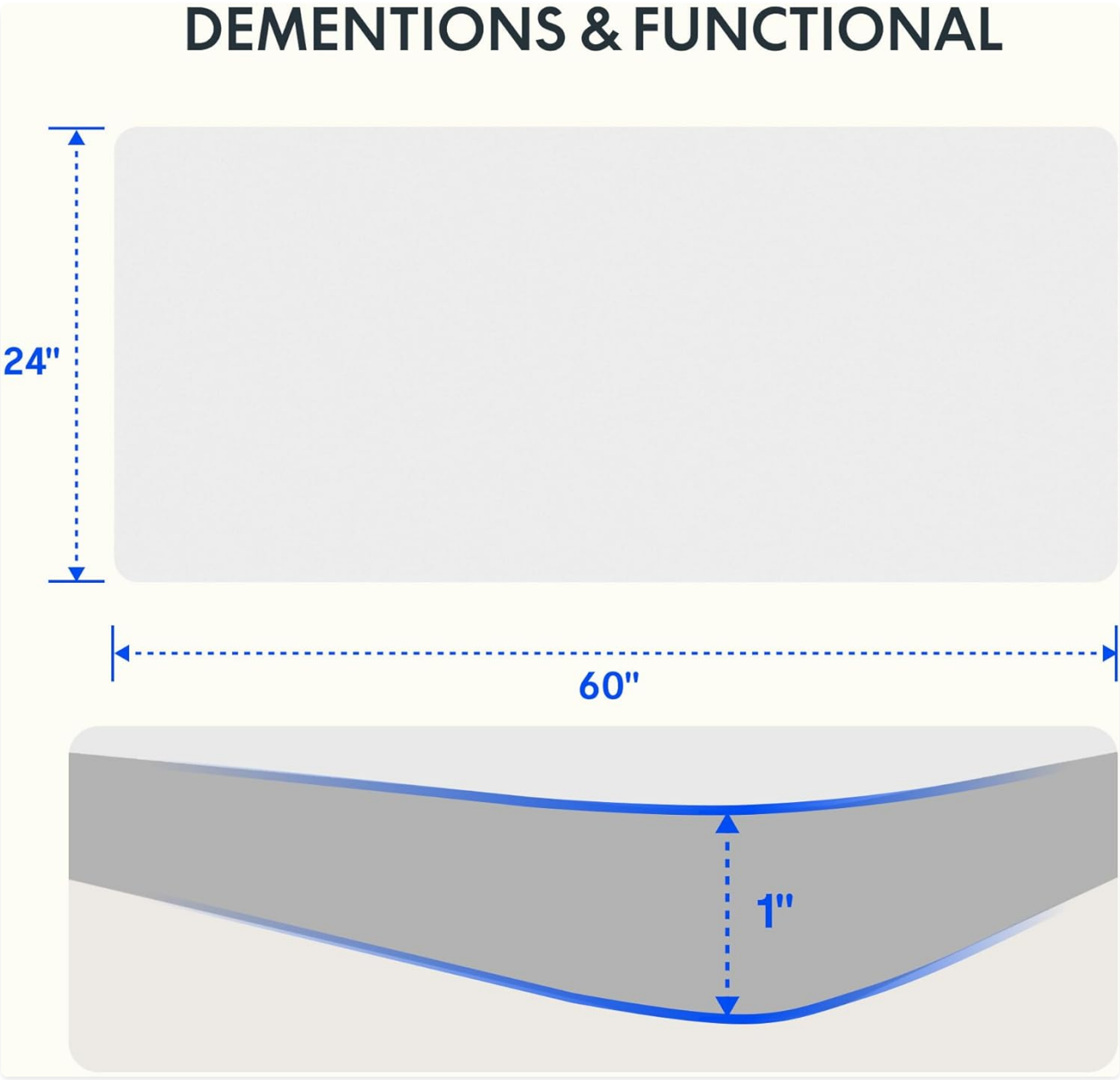



Image: A diagram illustrating the 60-inch width and 24-inch depth of the desktop, along with a cross-section showing its 1-inch thickness.

UP TO 30% STABLER

Durable, Spacious Single-Piece Desktop



Smooth, Single-Piece
Desktop



Uneven Two-Piece
Desktop

Image: A visual comparison demonstrating the superior stability of a smooth, single-piece desktop over an uneven two-piece desktop.

Durable Construction:

The desk frame is constructed from industrial-grade steel, ensuring durability and stability. It is rigorously tested to support up to 176 pounds (80 kg) safely.

Cable Management:

The desk includes features to help manage cables, contributing to a tidy and organized workspace.



Image: A before-and-after comparison illustrating how the included cable management device transforms a cluttered workspace into an organized one.

Smart Anti-Collision System:

The desk is equipped with a smart anti-collision system that detects obstacles during height adjustment and stops movement to prevent damage or injury.




Image: Visual representations of the smart anti-collision system, adjustable foot pads for stability, cable ties for organization, and convenient storage hooks.

Additional Features:

- **Adjustable Foot Pads:** For stability on uneven floors.
- **Storage Hooks:** Convenient hooks for headphones or bags.

MAINTENANCE

- **Cleaning:** Wipe the desktop and frame with a soft, damp cloth. Avoid harsh chemicals or abrasive cleaners.
- **Cable Inspection:** Periodically check all cables for wear or damage. Replace if necessary.
- **Fastener Check:** Ensure all screws and bolts remain tight. Retighten if any looseness is detected.
- **Motor Care:** The motor is maintenance-free. Avoid disassembling the motor or control box.

TROUBLESHOOTING

If you encounter any issues with your FLEXISPOT EN2 desk, please refer to the following common troubleshooting tips. For more complex problems, contact customer support.

- **Desk Not Moving:**
 - Check if the power cord is securely plugged into both the desk and the wall outlet.
 - Ensure there are no obstructions preventing movement.
- **Uneven Movement:**
 - Verify that the desk is assembled correctly and all fasteners are tight.
 - Ensure the desk is on a level surface. Adjust the foot pads if necessary.
- **Noise During Operation:**
 - A slight hum is normal during movement. If the noise is excessive, check for loose components.

• **Memory Presets Not Working:**

- Ensure you followed the saving procedure correctly (adjust to height, then press and hold the memory button).
- Try resetting the desk (refer to the full assembly guide for specific reset procedures if available).

SPECIFICATIONS

Brand	FLEXISPOT
Model Name	EN2
Product Dimensions	60"W x 24"D x 28"H (152.4 cm W x 60.96 cm D x 71.12 cm H)
Desktop Thickness	1 inch (2.54 cm)
Minimum Height	28.1 inches (71.4 cm)
Maximum Height	45.7 inches (116.1 cm)
Maximum Weight Recommendation	176 Pounds (80 kg)
Base Material	Alloy Steel
Top Material Type	Wood
Lifting Mechanism	Electric
Power Strip Outlets	3 AC Outlets (125V/12A)
Power Strip USB Ports	2 USB Ports (5V/2A)
Assembly Required	Yes

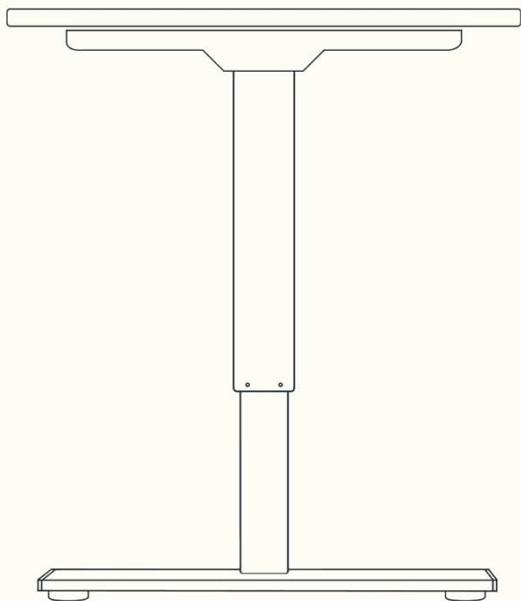
DIMENSIONS



Table

Size: 60"-24"

Can Hold Two 27" Monitor And One Laptop And More



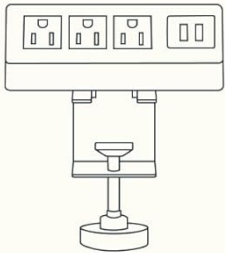
Leg

Adjustable Height
28.1"-45.7"

Can Support Your Daily Work

Power Strip

Up To 1.7" Desk Edge



Cable Manager

Size: 15.75"-7.09"-4.72"







Image: A comprehensive diagram detailing the dimensions of the desk's table, the adjustable height range of its legs, the power strip's specifications, and the size of the cable manager.

WARRANTY & SUPPORT

FLEXISPOT provides comprehensive warranty coverage for your peace of mind:

- **5-Year Warranty:** Covers the desk frame, motors, and other mechanical devices.
- **2-Year Warranty:** Covers the electric desk controller, switches, and other electronic components.

For warranty claims, technical support, or any inquiries regarding your FLEXISPOT EN2 desk, please contact FLEXISPOT customer service through their official website or the contact information provided with your purchase.

	<p>FlexiSpot E7QB Standing Desk User Manual</p> <p>Comprehensive user manual for the FlexiSpot E7QB standing desk, covering components, installation, usage, troubleshooting, and warranty information.</p>
	<p>FlexiSpot E7B/E7W/E7S-Plus Height Adjustable Desk User Manual & Installation Guide</p> <p>Detailed user manual for FlexiSpot E7B-Plus, E7W-Plus, and E7S-Plus height adjustable desks. Includes technical specifications, step-by-step installation instructions, handset operation, troubleshooting guide, and warranty information.</p>
	<p>FlexiSpot EG1S/EG1W/EG1B Series Height-Adjustable Desk: Installation Guide & Limited Warranty</p> <p>Comprehensive installation guide and limited warranty details for FlexiSpot EG1S, EG1W, and EG1B series height-adjustable desks, covering setup, specifications, troubleshooting, and warranty coverage.</p>
	<p>FlexiSpot EC4B EC4S EC4W Electric Height-Adjustable Desk Installation Guide</p> <p>This guide provides detailed instructions for installing FlexiSpot EC4B, EC4S, and EC4W electric height-adjustable desk frames. It covers specifications, parts, assembly steps, handset operation, troubleshooting, and warranty information.</p>