

[Manuals.plus](#) /

> [PureGear](#) /

> PureGear PureBoom Wired Earbuds Instruction Manual

PureGear InEar_3.5mm_HeadPhone

PureGear PureBoom Wired Earbuds Instruction Manual

Model: InEar_3.5mm_HeadPhone

INTRODUCTION

Thank you for choosing PureGear PureBoom Wired Earbuds. These in-ear stereo headphones are designed for clear audio and convenient communication across a wide range of devices. This manual provides essential information for setup, operation, maintenance, and troubleshooting to ensure optimal performance and longevity of your earbuds.




Image: Overview of PureGear PureBoom wired earbuds, showing the earbud, in-line microphone, and 3.5mm audio jack.

PACKAGE CONTENTS

- PureGear PureBoom Wired Earbuds

- Multiple sizes of ear tips (Ear Cushions)



Image: PureBoom earbuds displayed with a selection of ear tips for customized fit.

SETUP

1. Selecting Ear Tips

For optimal sound quality and comfort, choose the ear tips that best fit your ears. Experiment with the different sizes provided to find a secure and comfortable seal. A good seal helps improve bass response and noise isolation.

2. Connecting to Your Device

1. Identify the 3.5mm audio jack on your device (e.g., smartphone, tablet, laptop, computer).
2. Insert the 3.5mm plug of the PureBoom earbuds firmly into the device's audio jack.
3. Ensure the connection is secure for uninterrupted audio.


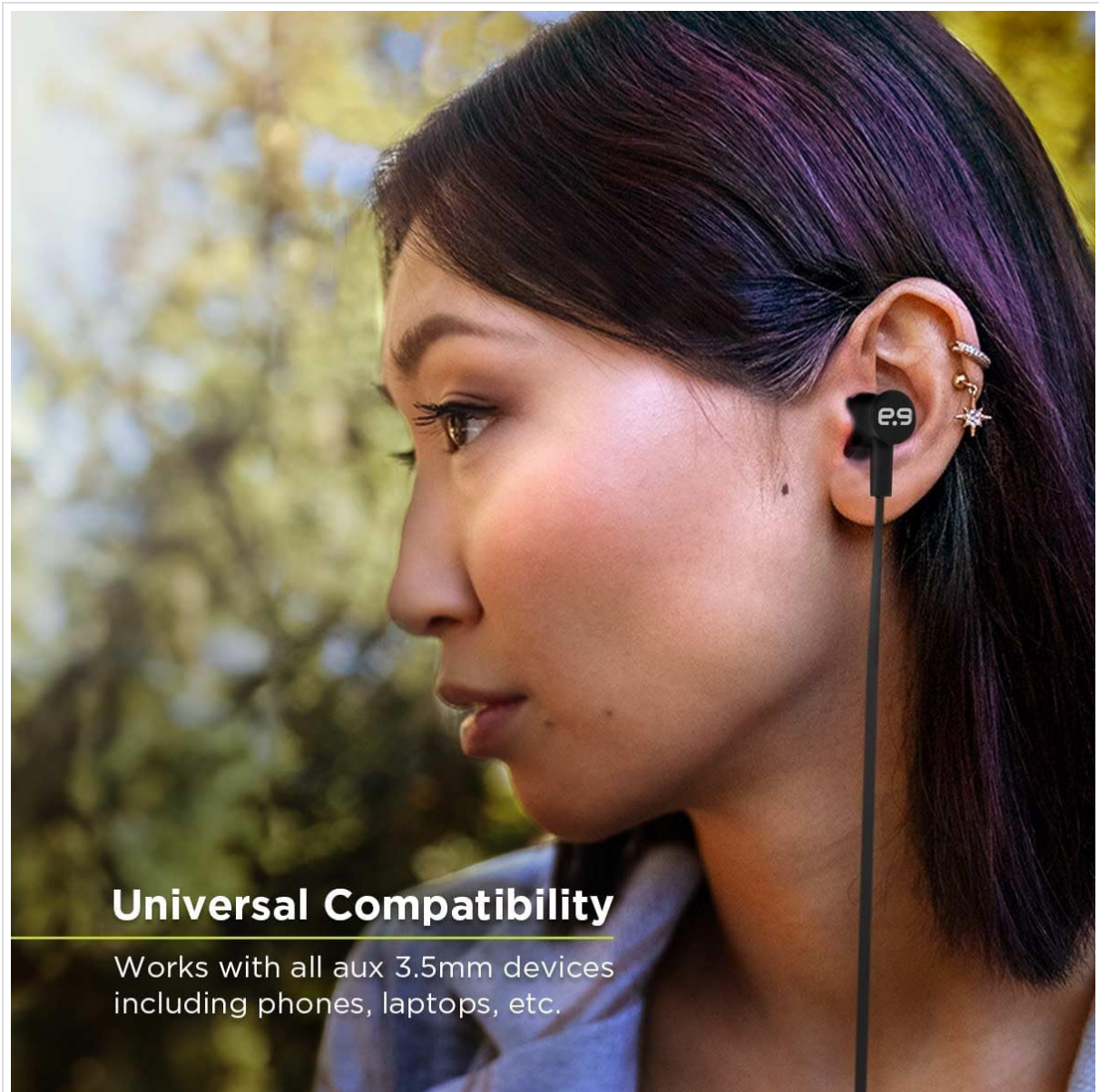


Image: Detailed view of the 3.5mm audio jack for connection.

The PureBoom earbuds are compatible with any device featuring a standard 3.5mm audio port, including Apple iPhone (with adapter, if needed), Android smartphones, iPads, laptops, desktop computers, and more.



Universal Compatibility

Works with all aux 3.5mm devices including phones, laptops, etc.

Image: A user wearing the earbuds, highlighting their universal compatibility with various devices.

OPERATING INSTRUCTIONS

Using the In-line Microphone and Control Button

Your PureBoom earbuds feature an integrated in-line microphone and a multi-function control button for convenient management of calls and audio playback.



Image: Detailed view of the in-line microphone and control button.

- **Play/Pause Audio:** Press the control button once.
- **Answer/End Call:** Press the control button once during an incoming call or an active call.
- **Reject Call:** Press and hold the control button for approximately 2 seconds during an incoming call.
- **Next Track:** Press the control button twice quickly.
- **Previous Track:** Press the control button three times quickly.

The high-grade built-in microphone allows for clear, hands-free communication during calls.

MAINTENANCE AND CARE

- **Cleaning:** Gently wipe the earbuds and cable with a soft, dry cloth. Do not use harsh chemicals or abrasive materials. Remove ear tips periodically and clean them with mild soap and water, ensuring they are completely dry before reattaching.
- **Storage:** When not in use, store your earbuds in a clean, dry place. Avoid extreme temperatures.
- **Cable Care:** The PureBoom earbuds feature a tangle-free flat cable. While designed for durability, avoid

excessive pulling, twisting, or sharp bends to prevent damage.

- **Water Resistance:** These earbuds are sweat-resistant for sports activities but are **not water resistant**. Avoid submerging them in water or exposing them to heavy rain.

TROUBLESHOOTING

Problem	Solution
No sound or low volume	Ensure the 3.5mm jack is fully inserted into your device. Check the volume level on your device. Test with another audio source or device to rule out device issues. Ensure ear tips are properly seated on the earbuds and in your ears for a good seal.
Microphone not working	Ensure the 3.5mm jack is fully inserted. Check your device's audio settings to ensure the external microphone is selected. Test with another application or device.
Earbuds feel uncomfortable or fall out	Try different sizes of ear tips provided to find the best fit for your ears. Ensure the earbuds are inserted correctly into your ear canal.

SPECIFICATIONS

Feature	Detail
Brand	PureGear
Model Name	PureBoom InEar_3.5mm_HeadPhone
Connectivity Technology	Wired (3.5mm Jack)
Ear Placement	In Ear
Cable Features	Tangle Free
Built-in Microphone	Yes
Control Type	Media Control (Single Button)
Material	Polycarbonate (PC)
Compatibility	Devices with 3.5mm audio port (e.g., iPhone, Android, iPad, Laptops, Computers)
Water Resistance Level	Sweat Resistant (Not Water Resistant)

WARRANTY INFORMATION

PureGear PureBoom Wired Earbuds come with a **One Year Warranty** from the date of purchase. This warranty covers manufacturing defects. It does not cover damage caused by misuse, accidents, unauthorized modifications, or normal wear and tear. Please retain your proof of purchase for warranty claims.

SUPPORT

For further assistance, technical support, or warranty inquiries, please visit the official PureGear website or contact their customer service department. Refer to the packaging or the PureGear website for the most current contact information.

Online Resources: www.pure-gear.com