

EPOS 1000989

EPOS Impact D 30 Phone Wireless DECT Dual Ear Headset

Model: 1000989 | Brand: EPOS

INTRODUCTION

The EPOS Impact D 30 Phone is a wireless DECT dual ear headset designed for professional communication with desk phones. It offers premium audio performance, powerful wireless range, and secure, confidential conversations. Its streamlined design is ideal for hotdesking environments, providing comfort during extended use.

WHAT'S IN THE BOX

- Headset
- Base Station
- Power Supply
- Audio Phone Cable
- Printed Quick Guide
- Printed Safety Guide

PRODUCT OVERVIEW





Figure 1: The EPOS Impact D 30 headset docked in its base station, showcasing the compact design and charging setup.



Figure 2: Front view of the base station, highlighting its sleek design and connection ports.



Figure 3: The EPOS Impact D 30 headset, showing its dual-ear design and adjustable microphone boom.

KEY FEATURES

- **EPOS Voice™ Technology:** Ensures premium audio for clear calls.
- **Noise-Cancelling Microphone:** Provides natural, clear conversations by reducing background noise.
- **Protected Pairing with DECT Security Certification:** Guarantees secure and confidential communication.

- **Extended Wireless Range:** Up to 55 meters (180 feet) in typical office environments and up to 180 meters (590 feet) line of sight, offering mobility.
- **Single Connectivity:** Designed for plug-and-play connection to desk phones.
- **Double-Sided Wearing Style:** For 100% focus during calls.
- **Lightweight Design:** Weighs only 3 ounces (85 grams) for comfortable wear throughout the day.
- **Long Battery Life:** Up to 12 hours of talk time on a single charge.
- **Fast Charging Capability:** Minimizes downtime.

Product Overview Video

Your browser does not support the video tag.

Video Description: This video provides a comprehensive overview of the EPOS Impact D 30 Phone Wireless Headset, highlighting its key features such as EPOS Voice technology for clear audio, noise-cancelling microphone, protected DECT security, extended wireless range, and comfortable design. It demonstrates the headset's suitability for professional communication environments.

SETUP

1. **Connect the Base Station:** Connect the power supply to the base station and plug it into a power outlet. Connect the audio phone cable from the base station to your desk phone's headset port or dedicated phone port as per your phone's instructions.
2. **Charge the Headset:** Place the headset onto the base station's charging cradle. Ensure the charging indicator light on the base station illuminates, indicating proper connection and charging. Allow the headset to fully charge before first use (up to 12 hours for a full charge).
3. **Pairing (Automatic):** The headset and base station are typically pre-paired from the factory. If re-pairing is needed, refer to the detailed pairing instructions in the full user manual.
4. **Initial Test Call:** Make a test call to ensure audio is clear and the microphone is functioning correctly. Adjust volume as needed using the controls on the headset or desk phone.

OPERATING INSTRUCTIONS

- **Wearing the Headset:** Adjust the headband for a comfortable fit. Position the microphone boom approximately two fingers' width from the corner of your mouth for optimal voice pickup.
- **Answering/Ending Calls:** Use the dedicated call control button on the headset to answer or end calls.
- **Volume Control:** Adjust the listening volume using the volume buttons on the headset.
- **Mute Microphone:** Press the mute button on the headset to temporarily disable the microphone. Press again to unmute.
- **Out of Range Warning:** If you move out of range, the headset will typically provide an audible warning. Move back into range to re-establish connection.

MAINTENANCE

- **Cleaning:** Use a soft, dry cloth to clean the headset and base station. Do not use liquid cleaners or abrasive materials.
- **Storage:** When not in use, store the headset on its base station to ensure it remains charged and protected.
- **Battery Care:** To prolong battery life, avoid exposing the headset to extreme temperatures.

TROUBLESHOOTING







Problem	Possible Cause	Solution
No audio/microphone not working	Headset not powered on, not paired, or muted. Incorrect phone connection.	Ensure headset is charged and powered on. Check pairing status. Unmute microphone. Verify all cables are securely connected to the desk phone.
Poor audio quality/static	Out of range, interference, low battery.	Move closer to the base station. Avoid sources of interference (e.g., Wi-Fi routers, microwaves). Charge the headset.
Headset not charging	Improper placement on cradle, power supply issue.	Ensure headset is correctly seated on the charging contacts. Check power supply connection to the base station and wall outlet.

SPECIFICATIONS

- **Model Name:** IMPACT D 30 PHONE
- **Item Model Number:** 1000989
- **Brand:** EPOS
- **Color:** Black
- **Connectivity Technology:** Wireless (DECT)
- **Compatible Devices:** Desk Phones, PCs (Note: Primary connection is to desk phone as per product description)
- **Ear Placement:** On Ear
- **Form Factor:** On Ear
- **Noise Control:** Sound Isolation
- **Microphone:** Noise-cancelling
- **Wireless Range:** Up to 55m (180 ft) in typical offices, up to 180m (590 ft) line of sight
- **Battery Life (Talk Time):** Up to 12 Hours
- **Charging Time:** 12 Hours (for full charge)
- **Item Weight:** 3 Ounces (approx. 85 grams)
- **Product Dimensions:** 3.2 x 7.8 x 6.5 inches
- **UPC:** 840064407915

WARRANTY AND SUPPORT

For warranty information, technical support, or further assistance, please refer to the official EPOS website or contact their customer service. Keep your purchase receipt for warranty claims.
You can also visit the [EPOS Store on Amazon](#) for additional resources.

	<p>EPOS IMPACT 1000 Series: Professional Open Office Headsets</p> <p>Discover the EPOS IMPACT 1000 Series, designed for the modern open office. Featuring EPOS BrainAdapt™ technology, adaptive ANC, and superior voice pickup for clear communication and focus. Explore features, specifications, and what's in the box.</p>
	<p>EPOS IMPACT 5000 Go DECT Headset: Features, Specs, and Variants</p> <p>Discover the EPOS IMPACT 5000 Go DECT headset, designed for flexible work. Features include advanced microphone technology, clear DECT audio, long wireless range up to 135m, Microsoft Teams certification, and a portable 3-in-1 design. Includes product specifications, box contents, software options, and spare parts.</p>
 <p>EPOS Connect</p>	<p>EPOS Connect End-User Manual: Software Guide for UC Devices</p> <p>Comprehensive end-user manual for EPOS Connect, a desktop application that keeps EPOS UC devices connected and updated. Learn about installation, system requirements, features, settings, and support.</p>
	<p>EPOS SDW D1 USB DECT Dongle and IMPACT 5000 Series Headsets User Guide</p> <p>Comprehensive user guide for the EPOS SDW D1 USB DECT dongle and IMPACT 5000 Series headsets, covering setup, usage, features, and troubleshooting.</p>
	<p>EPOS IMPACT 5000 Go Series DECT Headset: Features, Data, and Specifications</p> <p>Discover the EPOS IMPACT 5000 Go Series DECT headset for seamless, professional communication. Features include advanced mic technology, long wireless range, plug-and-play setup, and Microsoft Teams certification. View product data, what's in the box, and spare parts.</p>
	<p>EPOS IMPACT 500 Series Headset & Dongle: Specifications, Compliance, and Setup Guide</p> <p>Comprehensive guide detailing the EPOS IMPACT 500 Series wireless headset (DSBT7) and Bluetooth dongle (DSBT4). Includes technical specifications, regional compliance information, and step-by-step setup instructions for optimal use.</p>