

AODSK UAG-41

AODSK 41-Inch Acoustic Guitar UAG-41 Instruction Manual

Model: UAG-41

Brand: AODSK

1. INTRODUCTION

Thank you for choosing the AODSK 41-Inch Acoustic Guitar. This full-size acoustic guitar is designed for musicians of all levels, from beginners to advanced players, and is suitable for adults, students, and teens. Crafted with a solid spruce top and an optimized neck design, it delivers a warm and pleasant tone with comfortable playability. This comprehensive kit includes all essential accessories to help you start your musical journey.



Image 1: AODSK 41-Inch Acoustic Guitar in a living room setting.

2. PRODUCT OVERVIEW

The AODSK Acoustic Guitar is built with quality materials and thoughtful design to ensure a rich sound and comfortable playing experience.

2.1 Key Features

- **Solid Spruce Top:** The main body is constructed from solid spruce wood, known for its warmth and superior sound quality. This allows for a fuller, more resonant tone.
- **Optimized Neck Design:** Features a professionally optimized neck with precise string spacing, ensuring user-friendly playability and a comfortable grip for both beginners and experienced guitarists.
- **X-Bracing Structure:** The internal bracing follows a carefully designed X-shaped pattern, ensuring stable sound and robust structural integrity, while also contributing to a warmer guitar sound.
- **Fully Enclosed Chrome Knobs:** Equipped with chrome-plated anti-rust tuning pegs for smooth adjustment and delicate touch, ensuring stable tuning.
- **Durable Fretboard:** The fretboard is made from Purpleheart wood, rich in oil with a fine grain structure and chamfered frets, designed for comfortable play without hurting fingers.

2.2 Dimensions

The guitar measures 41 inches in length, 15 inches in width, and 4.7 inches in height, providing a full-size playing experience.



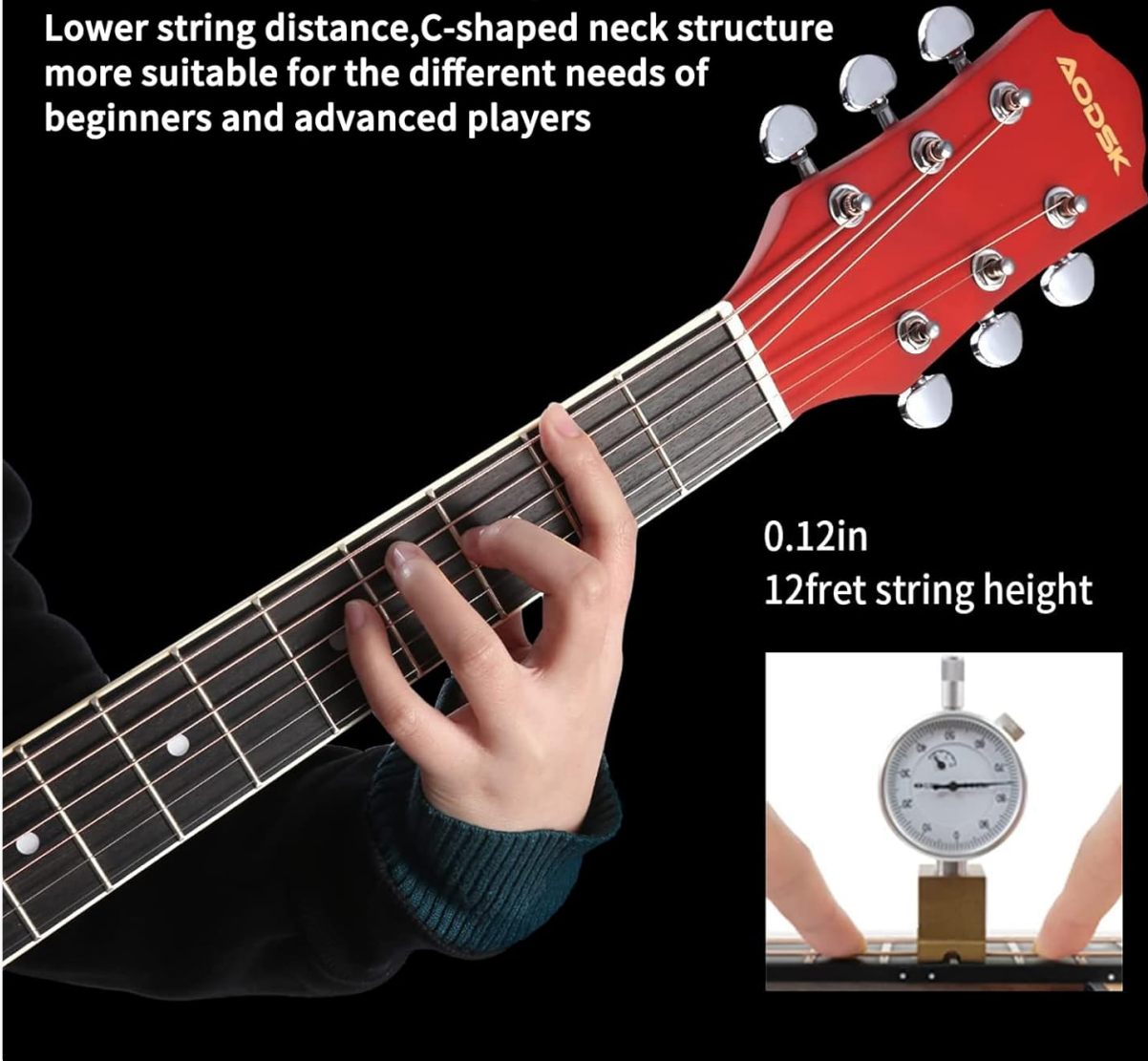
Image 2: Visual representation of the guitar's dimensions (41 inches length, 15 inches width, 4.7 inches height).



Image 3: Diagram illustrating the sound benefits of solid wood construction compared to plywood.

Lower string distance

Lower string distance, C-shaped neck structure more suitable for the different needs of beginners and advanced players



0.12in
12fret string height




Image 4: Detailed view of the Purpleheart fretboard and internal X-bracing for enhanced tone and stability.

3. INCLUDED ACCESSORIES

Your AODSK Acoustic Guitar kit comes with a complete set of accessories to enhance your playing and maintenance experience:

- **Padded Gig Bag:** For safe transport and storage of your guitar.
- **Guitar Strap:** Allows for comfortable playing while standing.
- **Clip-on Tuner:** Essential for accurate tuning of your guitar.
- **Capo:** For changing the pitch of the open strings.
- **Extra Set of Strings:** Phosphor Bronze strings for replacement.
- **Picks:** Multiple picks for various playing styles.
- **Cleaning Cloth:** To keep your guitar clean and shiny.
- **Guitar Wrench:** For truss rod adjustments.




Image 5: The complete AODSK Acoustic Guitar kit, showcasing all included accessories.

3.1 Unboxing and Accessory Overview

Watch this video for a detailed unboxing and overview of the included accessories.

Your browser does not support the video tag.

Video 1: AODSK AG-41BK Acoustic Guitar Unboxing Video. This video demonstrates the unboxing process and highlights each accessory included in the kit, such as the gig bag, tuner, capo, strings, picks, and strap.

4. SETUP

4.1 Initial Inspection

Upon receiving your guitar, carefully remove it from the packaging and inspect it for any signs of damage.

Ensure all included accessories are present.

4.2 Attaching the Guitar Strap

Your guitar features strap pegs for easy attachment of the included guitar strap. Securely fasten the strap to both pegs on the guitar body.

4.3 Tuning Your Guitar

Use the provided clip-on tuner to accurately tune your guitar. Attach the tuner to the headstock. Pluck each string individually and adjust the tuning pegs until the tuner indicates the correct pitch for each string (E, A, D, G, B, E from thickest to thinnest).

4.4 Using the Capo

The capo allows you to change the key of your guitar without altering your finger positions. Simply clip it onto the desired fret, ensuring it applies even pressure across all strings.

5. OPERATING INSTRUCTIONS

The AODSK Acoustic Guitar is designed for ease of use and excellent sound. Here are some general tips for playing:

- **Holding the Guitar:** Whether sitting or standing, ensure the guitar is comfortably positioned against your body, allowing your fretting hand to easily reach all frets and your strumming hand to move freely over the strings.
- **Strumming and Picking:** Experiment with the included picks to find a comfortable grip and strumming technique. The solid spruce top provides excellent resonance for both strumming and fingerpicking.
- **Fretting:** Apply enough pressure with your fretting hand fingers just behind the fret to produce a clear note without buzzing. The optimized neck design and chamfered frets are intended to make this comfortable.

5.1 Playing Demonstrations

Explore the sound and playability of your AODSK guitar with these demonstrations.

Your browser does not support the video tag.

Video 2: AODSK 41 Inch Beginner Solid Spruce Top Acoustic Guitar. This video showcases the guitar's sound and playability, highlighting its solid spruce top and overall acoustic performance.

Your browser does not support the video tag.

Video 3: AODSK Acoustic Guitar Kit 41 Inch for Beginner Adult Teen Solid Spruce Top Guitar. This video provides another demonstration of the guitar's sound and suitability for various players.

6. MAINTENANCE

Proper maintenance will ensure the longevity and optimal performance of your AODSK Acoustic Guitar.

6.1 Cleaning

- Use the provided cleaning cloth to wipe down the body, neck, and strings after each use. This removes oils and dirt that can degrade the finish and strings.
- For deeper cleaning, use guitar-specific cleaning products (not included) sparingly and according to their

instructions.

6.2 String Replacement

Strings should be replaced regularly, especially if they sound dull, are discolored, or break. Your kit includes an extra set of Phosphor Bronze strings.

- Loosen the old strings using the tuning pegs until they are slack.
- Carefully remove the old strings from the bridge and tuning pegs.
- Insert new strings through the bridge holes and secure them to the tuning pegs.
- Tighten the strings gradually, tuning each one to the correct pitch using your clip-on tuner. Stretch new strings gently to help them settle and hold tune faster.

6.3 Truss Rod Adjustment

The guitar wrench is provided for adjusting the truss rod, which controls the neck relief. This adjustment should only be performed if you notice excessive bowing or back-bowing of the neck, affecting playability or intonation. If unsure, consult a professional guitar technician.

- To adjust, locate the truss rod access point (usually at the headstock or inside the soundhole).
- Use the guitar wrench to make small, quarter-turn adjustments. Turn clockwise to reduce forward bow (straighten the neck) and counter-clockwise to increase forward bow (add relief).
- Allow the neck to settle for a few hours after each adjustment before re-evaluating.

7. TROUBLESHOOTING

- **Guitar won't stay in tune:** Ensure strings are properly installed and stretched. New strings often take time to settle. Check tuning pegs for looseness; the fully enclosed chrome knobs are designed for stability.
- **Buzzing strings:** This can be caused by low action, uneven frets, or insufficient neck relief. Check neck relief using the guitar wrench for truss rod adjustment (see Maintenance section). If the issue persists, professional setup may be required.
- **Dull sound:** Old or dirty strings can cause a dull sound. Replace strings regularly and clean them after each use.

8. SPECIFICATIONS

Feature	Detail
Brand	AODSK
Model Number	UAG-41
Color	Natural
Top Material Type	Spruce Wood
Body Material	Spruce
Back Material Type	Basswood
Neck Material Type	Spruce Wood

Feature	Detail
Fretboard Material Type	Purpleheart
String Material Type	Phosphor Bronze
Hand Orientation	Right
Number of Strings	6
Item Dimensions L x W x H	41"L x 15"W x 4.7"H
Item Weight	8.5 Pounds

9. WARRANTY AND SUPPORT

9.1 Warranty Information

This AODSK Acoustic Guitar comes with a **3-month warranty** from the date of purchase. This warranty covers manufacturing defects under normal use. Please retain your proof of purchase for any warranty claims.

9.2 Customer Support

For any questions, concerns, or support needs regarding your AODSK Acoustic Guitar, please contact our customer service team. You can reach us via:

- **Email:** Globalmusicalinstrument@gmail.com
- **Facebook:** [Global Musical Instruments](#)

We are committed to providing excellent service and ensuring your satisfaction with our products.