

Azeyou K10

Azeyou K10 7-inch Android 11 Tablet User Manual

1. PRODUCT OVERVIEW

This manual provides comprehensive instructions for the Azeyou K10 7-inch Android 11 Tablet. Please read this guide thoroughly before using your device to ensure proper operation and longevity.

What's in the Box

- 1 x Tablet PC with Silicone Case
- 1 x USB Charger
- 1 x Type C Cable
- 1 x User Manual

GMS Certification

Android 11 GO with iWawa APP



Figure 1: The Azeyou K10 Tablet in its blue silicone case, displaying various pre-installed educational applications and indicating GMS certification and Android 11 Go operating system.

2. KEY FEATURES

The Azeyou K10 tablet is designed with features to enhance the user experience, particularly for children, while providing parental control options.

- **Pre-installed Educational Apps:** Comes with GMS certified iWAWA apps, including educational e-books, games, videos, and creative arts.
- **High Performance:** Equipped with a quad-core 1.8GHz processor, 2GB RAM, and 32GB storage, running on Android 11 Go for a safer and faster experience.
- **Parental Control:** Allows parents to create customized profiles, set screen time limits, manage web browsing, and filter age-appropriate content.
- **Kids-Proof Case:** Features a durable, impact-resistant soft silicone material case that protects the tablet from drops, bumps, and scratches. The case also includes a built-in stand.
- **Dual Cameras:** Includes dual 2MP cameras for capturing photos and videos.











			
Operation System: Android 11 Go	CPU: Quad-core 1.8GHz	Wi-Fi: 2.4G	RAM: 2GB ROM: 32GB
			
Bluetooth: BT4.2	Front Camera: 2MP Rear Camera: 2MP	Battery: 3000mAh	Type-C

Figure 2: An overview of the Azeyou K10 Tablet's core specifications, including Android 11 Go OS, Quad-core 1.8GHz CPU, 2.4G Wi-Fi, 2GB RAM, 32GB ROM, Bluetooth BT4.2, 2MP front and rear cameras, 3000mAh battery, and Type-C port.

Advanced Convenient Parental Control

Child mode & Adult mode



Child mode

Effectively keeps your kids away from inappropriate apps and websites



Adult mode

Manage Content, View Activity Report
App Access Control, Set Screen Time

Figure 3: Illustration of the advanced parental control features on the Azeyou K10 Tablet, showing both 'Child mode' for content filtering and 'Adult mode' for managing content, applications, websites, and setting screen time limits.

Video 1: An official product video from Azeyou Global showcasing the features of the Azeyou K10 Kids Tablet, highlighting its educational content, parental controls, and durable design.

3. INITIAL SETUP

Powering On

To power on your Azeyou K10 tablet, press and hold the power button, typically located on the side or top edge of the device, until the screen illuminates and the Azeyou logo appears.

First-Time Use

Upon the first startup, you will be guided through a series of setup steps:

1. **Language Selection:** Choose your preferred language for the tablet's interface.
2. **Wi-Fi Connection:** Connect to an available Wi-Fi network by selecting it from the list and entering the password if required.

3. **Google Account Setup:** Sign in with an existing Google account or create a new one. This is necessary for accessing the Google Play Store and other Google services.
4. **Date and Time:** Confirm the correct date and time settings.
5. **Parental Control Setup:** It is highly recommended to configure parental control settings during the initial setup to ensure a safe environment for children.

4. OPERATING YOUR TABLET

Navigating the Android 11 Go Interface

The Azeyou K10 tablet operates on Android 11 Go Edition, which is optimized for efficient performance. Key navigation gestures include:

- **Home Screen:** The central hub for your apps and widgets.
- **App Drawer:** Swipe up from the bottom of the screen to view all installed applications.
- **Notifications and Quick Settings:** Swipe down from the top of the screen to access notifications and quick toggles for Wi-Fi, Bluetooth, brightness, etc.

Parental Control Features

The tablet's parental control system allows for a tailored and secure experience for children. Access these settings via the dedicated Parental Control application on the tablet.

- **Profile Management:** Create individual profiles for each child, allowing for personalized settings.
- **Screen Time Limits:** Set daily limits for tablet usage and schedule breaks.
- **Content Filtering:** Manage access to specific applications, websites, and media content to ensure it is age-appropriate.
- **Password Protection:** Secure parental control settings with a password to prevent children from altering them.

Installing and Managing Apps

The Azeyou K10 tablet comes with pre-installed educational apps. For additional applications:

- **Google Play Store:** Access the Google Play Store to download a wide variety of apps, games, and educational content.
- **Parental Approval:** Ensure parental controls are configured to require approval for new app installations or to restrict access to certain categories of apps.

5. CARE AND MAINTENANCE

Proper care and maintenance will extend the life of your Azeyou K10 tablet.

Cleaning the Tablet

- Use a soft, lint-free cloth to gently wipe the screen and body of the tablet.
- For stubborn smudges, slightly dampen the cloth with water. Avoid using harsh chemicals, abrasive cleaners, or aerosol sprays.
- Ensure no moisture enters the ports or openings of the tablet.

Using the Kids-Proof Case

The included silicone case is designed to protect the tablet from physical damage.

- Always ensure the tablet is securely fitted within the silicone case.
- The case provides protection against minor drops, bumps, and scratches.
- Utilize the integrated stand on the case for hands-free viewing, adjusting it to a comfortable angle.

Kids-Proof Case

The specially designed case protects your kid's tablet against dust, bumps and drops.



Figure 4: The Azeyou K10 Tablet encased in its durable, soft silicone kids-proof case, highlighting its anti-drop design and the integrated stand for convenient viewing.

6. TROUBLESHOOTING COMMON ISSUES

If you encounter problems with your tablet, refer to the following troubleshooting steps.

Tablet Not Turning On

- **Check Battery:** Ensure the tablet is fully charged. Connect it to the USB charger with the provided Type-C cable and allow it to charge for at least 30 minutes before attempting to power it on again.
- **Force Restart:** If the tablet is unresponsive, try holding down the power button for 10-15 seconds to perform a force restart.

Wi-Fi Connectivity Problems

- **Check Wi-Fi Settings:** Go to Settings > Network & internet > Wi-Fi and ensure Wi-Fi is enabled.

- **Restart Router:** Power cycle your Wi-Fi router by unplugging it for 30 seconds and then plugging it back in.
- **Forget Network:** In Wi-Fi settings, tap on the problematic network and select 'Forget'. Then, try to reconnect.

Slow Performance

- **Close Unused Apps:** Swipe up from the bottom and close any applications running in the background.
- **Clear Cache:** Go to Settings > Apps & notifications > See all apps, select an app, then Storage & cache > Clear cache.
- **Check Storage:** Ensure there is sufficient free storage space. Go to Settings > Storage to check.

7. TECHNICAL SPECIFICATIONS

Below are the detailed technical specifications for the Azeyou K10 Tablet:

Feature	Specification
Screen Size	7 Inches
Screen Resolution	1024x600
Processor	Quad-core 1.8 GHz (Unisoc)
RAM	2 GB
Internal Storage	32 GB
Operating System	Android 11 Go
Wireless Type	802.11n (2.4G Wi-Fi)
Bluetooth	BT4.2
Front Camera	2 MP
Rear Camera	2 MP
Battery Capacity	3000 mAh (1 Lithium Ion battery included)
Item Weight	9.6 ounces
Product Dimensions (LxWxH)	7.5 x 4.3 x 0.4 inches
Model Number	AT701UBU

8. WARRANTY INFORMATION AND CUSTOMER SUPPORT

For detailed warranty information regarding your Azeyou K10 Tablet, please refer to the warranty card included in your product packaging. This document outlines the terms and conditions of your product's warranty.

Should you require technical assistance, have questions about product functionality, or need to report an issue, please contact Azeyou customer support. Contact details can typically be found on the official Azeyou website or within the product packaging. Please have your model number (K10) and purchase information ready when contacting support.