

DIERYA DK61SE

DIERYA DK61SE Mechanical Gaming Keyboard

USER INSTRUCTION MANUAL

Model: DK61SE

1. INTRODUCTION

The DIERYA DK61SE is an ultra-compact 60% mechanical gaming keyboard designed for efficiency and portability. It features 61 keys with anti-ghosting technology, LED backlighting, and a detachable USB-C cable for versatile connectivity. Equipped with quiet red linear mechanical switches, it provides a smooth and responsive typing experience suitable for both gaming and professional use.



Image 1.1: DIERYA DK61SE Mechanical Gaming Keyboard with green LED backlight.

2. WHAT'S IN THE BOX

Upon unboxing your DIERYA DK61SE keyboard, please ensure all the following items are present:

- DIERYA DK61SE 60% Mechanical Gaming Keyboard
- USB-C to USB-A Cable



Image 2.1: The DIERYA DK61SE keyboard set up on a desk with a gaming mouse, showcasing its compact size.

3. KEY FEATURES

- **60% Compact Mechanical Keyboard:** Features an ultra-compact ANSI layout design, optimizing desktop space and portability.
- **Red Linear Mechanical Switch:** Utilizes independently developed TMKB linear mechanical switches, offering soft key rebound, light keystrokes, and quiet operation, ideal for extended typing and gaming.
- **Full N-Key Rollover:** Supports 6 or more simultaneous key presses without conflict, enhancing input efficiency and ensuring smooth performance.
- **Double-shot Keycaps:** Keycap characters are made of transparent, durable material, resistant to fading, allowing backlight to shine through clearly.
- **Detachable USB-C Cable:** The data cable is detachable for easy organization, replacement, and customization.
- **Ergonomic Design:** Includes foldable feet and OEM keycaps with scientifically designed step height for adjustable typing angles and reduced fatigue.
- **Compatibility:** Compatible with Windows 11/10/8/7/XP, Mac OS, Vista, and Linux.

Red Linear Switch (Quiet)

Better gaming and typing experience.

50 Million Keystrokes life



Image 3.1: A close-up view of the Red Linear Mechanical Switches, highlighting their quiet operation and durability.

ERGONOMIC DESIGN

The keycaps are ergonomically stepped.

The keyboard has a comfortable typing angle



Image 3.2: Illustration of the keyboard's ergonomic design, showing the adjustable feet for comfortable typing angles.

4. SETUP GUIDE

4.1. Connecting the Keyboard

The DIERYA DK61SE keyboard connects via a detachable USB-C cable. Simply plug the USB-C end into

the keyboard's port and the USB-A end into an available USB port on your computer (PC or Laptop).



Image 4.1: The detachable USB-C cable connecting to the keyboard, emphasizing ease of storage and replacement.

4.2. Compatibility

The keyboard is compatible with a wide range of operating systems, including Windows 11/10/8/7/XP, Mac OS, Vista, and Linux. No additional drivers are typically required for basic functionality.

5. OPERATING INSTRUCTIONS

5.1. Keyboard Layout and Function Keys

The DK61SE features a 60% layout, meaning some keys share functions or are accessed via the 'Fn' (Function) key. Refer to the keycap legends for secondary functions. For example, arrow keys and multimedia controls are typically accessed by holding down the 'Fn' key and pressing the corresponding key.

60%

of Ultra-compact Keyboard



61 Keys

-40%

More space for desktop
and mouse operation

Image 5.1: Diagram illustrating the 60% ultra-compact layout and how the Fn key enables access to 61 additional functions.

5.2. Backlight Control

The keyboard features built-in LED backlighting with 19 changing lighting effects. You can control these effects and their intensity using the Function key combinations:

- **Fn + **: Switch between different lighting effects.
- **Fn + [{ or]}**: Increase or decrease LED brightness.
- **Fn + [{ or]}**: Increase or decrease breathing light speed (for applicable modes).

Built-in 19 Changing Lighting Effects

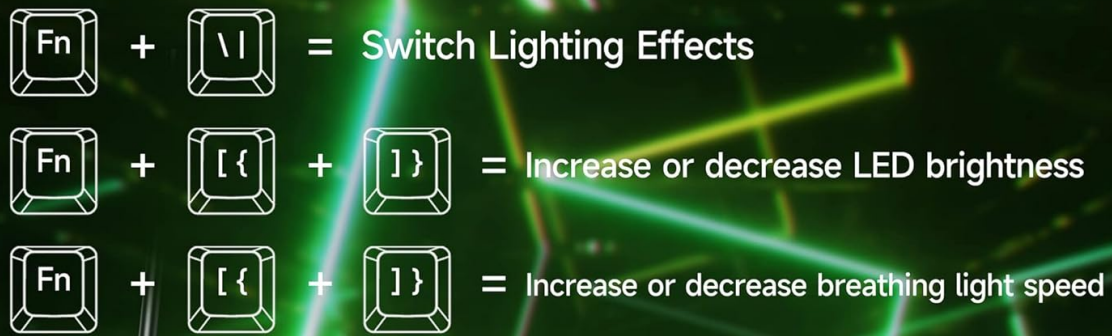


Image 5.2: Visual guide to controlling the 19 built-in lighting effects, brightness, and speed using Fn key combinations.

6. MAINTENANCE AND CARE

To ensure the longevity and optimal performance of your DIERYA DK61SE keyboard, follow these maintenance guidelines:

- **Cleaning:** Regularly clean the keycaps and the keyboard surface with a soft, dry cloth. For deeper cleaning, you may use a slightly damp cloth with mild soap, ensuring no liquid enters the keyboard.
- **Keycap Removal:** The double-shot keycaps are designed for durability. If you need to remove them for cleaning or customization, use a keycap puller to avoid damaging the keycaps or switches. Gently pull straight up to remove.
- **Storage:** When not in use, store the keyboard in a clean, dry environment away from direct sunlight and extreme temperatures. Detach the USB-C cable for easier storage and to prevent cable damage.




Image 6.1: Detailed view of the double-shot keycaps, highlighting their transparent material for uniform backlighting and precision engineering.

7. TROUBLESHOOTING

If you encounter any issues with your DIERYA DK61SE keyboard, please refer to the following common troubleshooting steps:

- **Keyboard Not Responding:** Ensure the USB-C cable is securely connected to both the keyboard and your computer. Try plugging the cable into a different USB port on your computer.
- **Keys Not Registering / Ghosting:** The keyboard supports full N-Key Rollover. If specific keys are not registering, ensure no debris is lodged under the keycap. If the issue persists, try reconnecting the keyboard.
- **Backlight Issues:** If the backlight is not working or behaving unexpectedly, try cycling through the lighting effects (Fn + \) or adjusting the brightness (Fn + [/]). Ensure the keyboard is receiving sufficient power.
- **Incorrect Layout (Windows/Mac):** The keyboard has a switch to toggle between Windows and Mac compatibility. Ensure it is set to the correct operating system for optimal function key mapping.
- **Firmware Update:** In rare cases, a firmware update might resolve persistent issues. Check the official DIERYA website for the latest firmware and instructions.

Full Keys Anti-Ghosting

61 Keys Full Anti-Ghosting,
Supports Simultaneous Keystrokes
Without Conflicts And Latency



Image 7.1: Explanation of the Full N-Key Rollover feature, ensuring all 61 keys can be pressed simultaneously without conflict.

8. TECHNICAL SPECIFICATIONS

Feature	Specification
Product Dimensions	11 x 3 x 1 inches
Item Weight	1.57 pounds
Manufacturer	DIERYA
Item Model Number	DK61SE
Connectivity Technology	USB-C (Wired)
Keyboard Description	Mechanical Gaming Keyboard
Switch Type	Red Linear Mechanical Switch
Number of Keys	61

Backlighting	LED (Single Color) with 19 effects
Compatible Devices	Laptop, PC (Windows 11/10/8/7/XP, Mac OS, Vista, Linux)

9. WARRANTY AND SUPPORT

DIERYA provides a **1-Year Quality Warranty** for the DK61SE Mechanical Gaming Keyboard. This warranty covers manufacturing defects and ensures product quality.

For any product inquiries, technical support, or warranty claims, please contact DIERYA customer support. You can typically find contact information on the official DIERYA website or through your purchase platform.

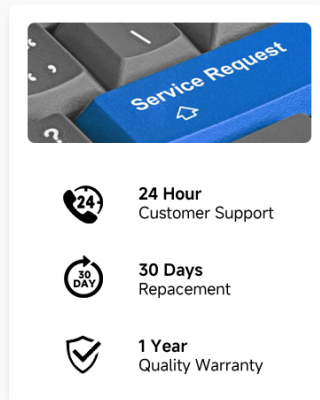


Image 9.1: DIERYA's commitment to customer satisfaction, including 24-hour support, 30-day replacement, and a 1-year quality warranty.