

iTouch ITA3SP3CR5FT-003

iTouch Wearables Smartwatch Replacement USB Charger Cable

Model: ITA3SP3CR5FT-003 | Brand: iTouch

PRODUCT OVERVIEW

This document provides essential information for the iTouch Wearables Air 3 and iTouch Sport 3 Smartwatch Replacement USB Charger Cable. It covers compatibility, features, setup, operation, maintenance, and troubleshooting to ensure optimal use of your charging cable.



Figure 1: iTouch Smartwatch Replacement USB Charger Cable. This image displays the full length of the black USB charging cable, featuring a circular magnetic charging puck on one end and a standard USB-A connector on the other.

COMPATIBILITY

This replacement USB charger cable is specifically designed for use with the following iTouch Smartwatch models:

- iTouch Air 3 Smartwatch
- iTouch Sport 3 Smartwatch
- iTouch Air 4 Smartwatch
- iTouch Sport 4 Smartwatch

Ensure your smartwatch model is listed above for proper functionality.

FEATURES

- **Easy Magnetic Connection:** The charger features a magnetic design that automatically aligns and connects to the back of your compatible smartwatch for hassle-free charging.
- **Optimal Length:** With a length of 5 feet (approximately 1.5 meters), this cable provides convenient reach for various charging setups.

- **Efficient Charging:** Designed to provide fast charging, allowing a full charge in approximately 2.5 to 3.5 hours.
- **Portable Design:** Its light and compact form factor makes it ideal for travel or as a spare charger.
- **Durable Construction:** Built for reliability and long-term use.

SETUP AND OPERATION

Connecting the Charger

1. Locate a standard USB-A power source, such as a wall adapter (not included), computer USB port, or power bank.
2. Insert the USB-A end of the charging cable into the USB power source.
3. Place the circular magnetic charging puck close to the charging contacts on the back of your iTouch smartwatch. The magnet will automatically snap the charger into the correct position.
4. Ensure the smartwatch screen indicates that charging has begun.



Figure 2: Close-up view of the iTouch Smartwatch Charger Cable. This image highlights the magnetic charging puck and the USB-A connector, showing the cable's design.

Charging Process

Once connected, your smartwatch will begin charging. A full charge typically takes between 2.5 to 3.5 hours. Charging time may vary based on the power source and the smartwatch's current battery level.

MAINTENANCE

To ensure the longevity and optimal performance of your charging cable, follow these maintenance guidelines:


- Keep the charging contacts on the magnetic puck clean and free of dust or debris. Use a soft, dry cloth to wipe them gently if needed.
- Avoid bending or kinking the cable excessively, especially near the connectors, as this can damage internal wires.

- Store the cable in a cool, dry place when not in use.
- Do not expose the cable to extreme temperatures or direct sunlight for prolonged periods.
- Do not attempt to disassemble or modify the charger.

TROUBLESHOOTING

Issue	Possible Solution
Smartwatch not charging.	<p>Ensure the magnetic puck is properly aligned and securely connected to the smartwatch's charging contacts.</p> <p>Try a different USB power source (e.g., another wall adapter, computer USB port).</p> <p>Check if the USB-A connector is fully inserted into the power source.</p> <p>Clean the charging contacts on both the cable and the smartwatch.</p> <p>Ensure the smartwatch is not completely drained; sometimes a very low battery requires a few minutes to show charging indication.</p>
Slow charging.	<p>Use a certified USB wall adapter with appropriate voltage (5V DC recommended).</p> <p>Avoid charging through unpowered USB hubs or older computer USB ports, which may provide insufficient power.</p> <p>Ensure the cable is not damaged.</p>
Cable appears damaged.	<p>Discontinue use immediately and replace the cable. Do not attempt to repair damaged cables.</p>

SPECIFICATIONS



- Connector Type
USB Type A
- Cable Type
USB
- Color
Black

Figure 3: iTouch Smartwatch Charger Cable with key specifications highlighted. This image visually confirms the connector type, cable type, and color.

Attribute	Detail
Model Number	ITA3SP3CR5FT-003
Brand	iTouch
Connectivity Technology	USB
Connector Type	USB Type A
Cable Length	5 Feet (approx. 1.5 meters)
Compatible Devices	iTouch Air 3 Smartwatch, iTouch Sport 3 Smartwatch, iTouch Air 4 Smartwatch, iTouch Sport 4 Smartwatch
Included Components	1 USB Cable
Special Features	Interchangeable, Replaceable
Color	Black
Input Voltage	5 Volts (DC) (from compatible USB power source)




Attribute	Detail
Manufacturer	iTouch

WARRANTY AND SUPPORT

For information regarding product warranty, returns, or technical support, please refer to the official iTouch Wearables website or contact their customer service directly. Keep your purchase receipt for warranty claims.

Note: This manual provides general guidance. Specific warranty terms and support procedures may vary.

Related Documents

	<p>iTouch Air Smartwatch User Manual</p> <p>Comprehensive user manual for the iTouch Air Smartwatch, covering setup, features, app integration, and care.</p>
	<p>iTouch Air Smartwatch User Manual</p> <p>Comprehensive user guide for the iTouch Air Smartwatch, covering setup, features, app integration, and care instructions.</p>
	<p>iTOUCH AIR 2S Smartwatch User Manual</p> <p>Comprehensive user guide for the iTOUCH AIR 2S Smartwatch, covering setup, features, app integration, wear and care, and regulatory information.</p>

iTOUCH AIR
SPECIAL EDITION
SMARTWATCH



USER MANUAL
VERSION 1.0

[iTOUCH AIR SE Smartwatch User Manual](#)

User manual for the iTOUCH AIR Special Edition Smartwatch, covering setup, features, care, and regulatory information.