

[manuals.plus](#) /

› [kwmobile](#) /

› [kwmobile Neoprene Phone Pouch XL \(6.7/6.8 inch\) Instruction Manual](#)

**kwmobile XL - 6.7/6.8 inch (Model 46188.4.23\_m000066)**

## **kwmobile Neoprene Phone Pouch XL (6.7/6.8 inch) Instruction Manual**

Model: XL - 6.7/6.8 inch (46188.4.23\_m000066)

Brand: kwmobile

### **1. INTRODUCTION**

This manual provides instructions for the proper use and care of your kwmobile Neoprene Phone Pouch, size XL (6.7/6.8 inch). Please read this manual thoroughly to ensure optimal performance and longevity of your product.



Image: The kwmobile Neoprene Phone Pouch in light blue, shown alongside a smartphone and wireless earbuds, demonstrating its capacity.

## 2. PRODUCT FEATURES

The kwmobile Neoprene Phone Pouch is designed to protect your mobile device and small accessories. Key features include:

- **Lightweight Design:** Constructed from lightweight, water-resistant neoprene/elastane material.
- **Full Protection:** Provides shockproof protection against impacts, falls, drops, bumps, and scratches.
- **Zipper Closure:** A secure zipper closure keeps your phone and contents safely inside.
- **Soft Touch:** The universal mobile phone pouch offers a smooth feel and slides easily into and out of pockets.
- **Internal Mesh Pocket:** Features an internal mesh pocket for storing small items securely.



# FULL PROTECTION



## MESH POCKET

Store items  
securely inside

## TOUGH EXTERIOR

Made of durable  
TPU fabric

Image: Illustration of the internal features of the kwmobile Neoprene Phone Pouch, highlighting the mesh pocket for small items and the tough exterior material.

# UNIVERSAL SOLUTION

Versatile case compatible with smartphones, cameras, and more



Image: The kwmobile Neoprene Phone Pouch open, with a smartphone, charger, memory card, and batteries, demonstrating its universal storage capability for various small electronic devices.

### 3. SETUP AND INSTALLATION

The kwmobile Neoprene Phone Pouch requires minimal setup. Follow these steps:

1. **Verify Compatibility:** Ensure your device's dimensions are compatible with the XL (6.7/6.8 inch) pouch. Refer to the 'Specifications' section for detailed inner dimensions.
2. **Insert Device:** Gently slide your mobile phone or other compatible device into the main compartment of the pouch.
3. **Secure Small Items:** If desired, place small accessories like earbuds or charging cables into the internal mesh pocket.
4. **Close Zipper:** Securely close the zipper to fully enclose and protect your device.
5. **Attach Wrist Strap:** The included wrist strap can be attached to the zipper pull for convenient carrying.

### 4. OPERATING INSTRUCTIONS



Using your kwmobile Neoprene Phone Pouch is straightforward:

- **Accessing Your Device:** To retrieve your device, simply unzip the pouch.
- **Carrying:** Use the wrist strap for secure carrying, or place the pouch directly into a bag or pocket. The soft material allows for easy insertion and removal.



Image: A person wearing the kwmobile Neoprene Phone Pouch on their wrist using the attached strap, showcasing its portability.

## 5. MAINTENANCE

To maintain the quality and appearance of your neoprene phone pouch:

- **Cleaning:** Wipe the exterior with a damp cloth and mild soap if necessary. Avoid harsh chemicals or abrasive cleaners.
- **Drying:** Allow the pouch to air dry completely before reinserting your device. Do not machine wash or tumble dry.
- **Storage:** Store in a cool, dry place away from direct sunlight when not in use.

## 6. TROUBLESHOOTING

If you encounter any issues with your phone pouch, consider the following:

- **Device Fit:** If your device does not fit, double-check its dimensions against the pouch's specifications. Ensure no bulky accessories are attached to your device that might prevent proper fit.
- **Zipper Issues:** If the zipper is stiff, ensure no fabric is caught in the teeth. Avoid forcing the zipper.
- **Protection Concerns:** While the pouch offers protection, it is not indestructible. Avoid extreme impacts or prolonged exposure to water.

## 7. SPECIFICATIONS

Feature	Detail
Product Dimensions	9.45 x 5.31 x 0.41 inches
Item Weight	2.11 ounces
Item Model Number	46188.4.23_m000066
Compatible Phone Models	XL - 6,7/6,8"
Compatible Devices	XL - 6.7" - 6.8"
Material	Neoprene
Color	Light Blue
Manufacturer	KW-Commerce
Visible Screen Diagonal	7" / 18 cm



Image: Diagram detailing the inner dimensions of various kwmobile Neoprene Phone Pouch sizes (XS, S, M, L, XL, XXL) in centimeters and inches, for proper device fit.

## 8. WARRANTY AND SUPPORT






For product support or warranty inquiries, please contact kwmobile customer service through the retailer where the product was purchased. Refer to your purchase documentation for specific return and warranty policies. General return policy for this product is 30 days.

## Related Documents - XL - 6.7/6.8 inch (Model 46188.4.23\_m000066)



### [WORKPRO Tool Bag Operator's Manual: Instructions, Safety & Maintenance](#)

Official operator's manual for WORKPRO tool bags. Learn about intended use, step-by-step instructions, essential safety regulations, and proper cleaning and maintenance for your WORKPRO tool bag.

	<p><a href="#">MATEIN 17 Inch Messenger Bag User Guide: Features, Specifications, and Brand Information</a></p> <p>Comprehensive user guide for the MATEIN 17 Inch Messenger Bag. Details specifications, features like spacious compartments and adjustable strap, and provides information about the Matein brand's commitment to quality and sustainability.</p>
	<p><a href="#">Oregon Scientific QW218 Wireless Charging Sleeve for iPhone 4/4S User Manual</a></p> <p>User manual for the Oregon Scientific QW218 Wireless Charging Sleeve for iPhone 4 and iPhone 4S, detailing precautions, setup instructions, product disposal, compliance information, and disclaimers.</p>
	<p><a href="#">Osprey Mk 4 Body Armour: User Care and Assembly Instructions</a></p> <p>Comprehensive guide to the user care and assembly of the Osprey Mk 4 Body Armour, including parts identification, fitting instructions, and maintenance.</p>
	<p><a href="#">MATEIN Laptop Bag User Manual - 15.6 Inch Water Resistant Briefcase</a></p> <p>User manual for the MATEIN 15.6 inch laptop bag. Features include water resistance, large capacity, organized pockets, padded compartment, and a luggage strap. Learn about product specifications, functions, and carry options.</p>
	<p><a href="#">Kensington EQ 16" Laptop Sleeve - Sustainable and Protective Carrying Solution</a></p> <p>Explore the Kensington EQ 16" Laptop Sleeve, a travel-friendly and sustainable carrying case crafted from recycled materials. Designed for commuters, it offers robust protection against scratches, bumps, and drops for laptops up to 16 inches.</p>