

## Moman CP1

# Moman CP1(C) 2.4GHz Wireless Lavalier Microphone User Manual

Model: CP1(C)

## 1. PRODUCT OVERVIEW

---

The Moman CP1(C) is a 2.4GHz wireless lavalier microphone system designed for use with smartphones, tablets, and laptops equipped with a Type-C port. This system includes one transmitter and one receiver, offering a stable and interference-free audio transmission for various recording needs such as live-streaming, vlogging, and interviews.

Key features include a plug-and-play design, an omnidirectional microphone for 360° sound pickup, and intelligent noise reduction technology to ensure clear audio capture even in noisy environments.



Image 1.1: Moman CP1(C) Wireless Microphone system, showing the transmitter, receiver, USB-C to USB adapter, charging cable, and storage bag.

## 2. PACKAGE CONTENTS

---

Please verify that all items are present in your package:

- 1 x Transmitter
- 1 x Receiver (Type-C)
- 1 x Type-C to USB Adapter
- 1 x Charging Cable
- 1 x Storage Bag
- 1 x Instruction Manual

# WHAT YOU GET



Image 2.1: Visual representation of the Moman CP1(C) package contents, including transmitter, receiver, charging cable, Type-C to USB adapter, storage bag, and instruction manual.

## 3. SETUP INSTRUCTIONS


The Moman CP1(C) features a plug-and-play design, requiring no driver installation or complex cable connections.

### 3.1 Initial Pairing

1. **Charge the Transmitter:** Ensure the transmitter is sufficiently charged using the provided charging cable.
2. **Connect the Receiver:** Plug the receiver directly into the Type-C port of your smartphone, tablet, or laptop.
3. **Power On Transmitter:** Press the power button on the transmitter. The transmitter and receiver will automatically pair. A green indicator light on the transmitter signifies a successful connection.

# Type-C Wireless Microphone

No Drives & App Installation Or Cable Connection Required



1 Plug the Receiver in



2 Click on the Transmitter Switch



3 Connected

## 1 Second

### Pairing Connection

Plug and Play



Image 3.1: Step-by-step guide illustrating the plug-and-play setup process for the Moman CP1(C) microphone, showing the receiver plugged into a smartphone and the transmitter pairing automatically.

## 3.2 Compatibility and Adapters

The Moman CP1(C) system is compatible with Android phones, laptops, and tablets that feature a Type-C interface. For use with devices that only have standard USB ports (e.g., some PCs), a Type-C to USB adapter is included in the package.

- **For Type-C Devices:** Plug the receiver directly into the Type-C port.



- **For USB Devices (PC/Laptop):** Attach the included Type-C to USB adapter to the receiver, then plug the adapter into a standard USB port on your computer.

## For Type-C Ports

Compatible with: HUAWEI, Samsung, Xiaomi, Redmi, VIVO, OPPO, DOOV, HONOR, Google Pixel, OSCAL, Ulefone and Type-C Devices



## Support Access to USB & PC Ports



**Type-C to USB Adapter**  
Included




Image 3.2: Illustration of the Moman CP1(C) receiver connecting to a smartphone via Type-C and to a PC via the included Type-C to USB adapter, demonstrating broad compatibility.

### 3.3 Android OTG Function

For some Android devices, it may be necessary to enable the OTG (On-The-Go) function in your device settings to ensure proper microphone recognition and recording functionality.

## 4. OPERATING INSTRUCTIONS

---

### 4.1 Recording Audio

Once the transmitter and receiver are paired, the Moman CP1(C) will function as your device's primary audio input. The microphone features a high-sensitivity omnidirectional pickup pattern, capturing sound from all directions. The integrated noise reduction chip helps to filter out ambient noise, focusing on authentic voices.

- Clip the transmitter securely to your collar or clothing, ensuring the microphone head is facing towards your mouth for optimal sound capture.
- Open your preferred recording application (e.g., camera app, voice recorder, live-streaming app) on your connected device.
- Begin recording. The audio will be captured by the Moman CP1(C) microphone.

# Wireless Recording Up to 20 M (65FT)

Support 360° Omnidirectional Pick Up, Perfect for Indoor/Outdoor Recording



Battery Life



Charging while  
Using



Vlog

20M

360°



Image 4.1: Depiction of the Moman CP1(C) wireless recording capabilities, highlighting its 20-meter (65ft) range, 360° omnidirectional pickup, 8-hour battery life, and support for charging during use.

## 4.2 Noise Reduction

The Moman CP1(C) incorporates an intelligent noise depression feature. This technology actively reduces background noise, allowing for clearer audio recordings, even in environments with moderate ambient sound.



# Intelligent Noise Depression

100% Acoustic Capture within 10m, Even under Noisy Environment



Image 4.2: Visual representation of the Moman CP1(C)'s intelligent noise depression, showing a waveform comparison of audio before and after noise reduction.

## 4.3 Charging While Recording

The Moman CP1(C) supports charging while in use. If your device's battery runs low during recording, you can connect a power supply to the charging port located on the side of the receiver.

## 5. MAINTENANCE



To ensure the longevity and optimal performance of your Moman CP1(C) wireless microphone, follow these simple maintenance guidelines:

- **Cleaning:** Gently wipe the microphone and receiver with a soft, dry cloth. Avoid using liquid cleaners or abrasive materials.
- **Storage:** When not in use, store the microphone system in the provided storage bag to protect it from dust and physical damage.
- **Avoid Moisture:** Keep the device away from water and high humidity.
- **Temperature:** Do not expose the device to extreme temperatures.

## 6. TROUBLESHOOTING

If you encounter issues with your Moman CP1(C) microphone, please refer to the following common solutions:

- **Q: Why can't I record on my Android phone?**  
A: Users of some Android devices may need to enable the OTG (On-The-Go) function in their device settings for the microphone to be recognized.
- **Q: Does connecting the CP1 disable the built-in microphone in my smartphone?**  
A: Yes, once the CP1 receiver is connected to your device, your recordings will be transmitted via the CP1 transmitter, overriding the device's internal microphone.
- **Q: What if my phone battery runs out while I'm recording?**  
A: The Moman CP1 supports charging while in use. You can find the charging port on the side of the receiver and connect a power supply to continue recording.
- **Q: Is an application or Bluetooth required for connection?**  
A: No, the Moman CP1 is designed for plug-and-play operation. No special application or Bluetooth pairing is required; simply plug the receiver into your device, and the microphone will auto-pair.
- **Q: The microphone is not recognized by my PC.**  
A: Ensure you are using the included Type-C to USB adapter if connecting to a standard USB port on your PC. Verify the adapter is securely connected to both the receiver and the PC's USB port.

## 7. SPECIFICATIONS

Model	MOMAN CP1(C)
Connectivity Technology	2.4GHz Wireless, USB (Type-C)
Compatible Devices	Smartphones, Tablets, Laptops with Type-C interface
Polar Pattern	Omnidirectional
Signal-to-Noise Ratio	76 dB
Item Weight	1.76 ounces (approx. 50g)
Battery Life	Up to 5 hours (transmitter)
Wireless Range	Up to 120m (394ft) LOS (Line of Sight)

## 8. WARRANTY AND SUPPORT

---


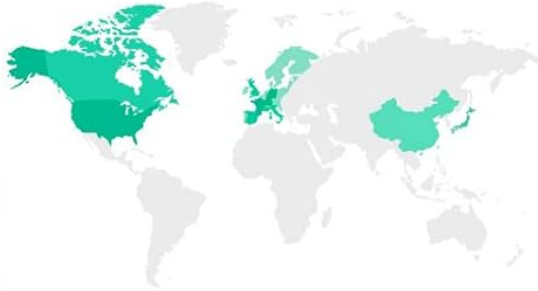
Specific warranty details are not provided in the product information. For warranty inquiries, please refer to the purchase documentation or contact Moman customer service directly.

### 8.1 Customer Support

Moman offers professional customer service. For any questions, technical assistance, or support needs, please contact the Moman support team. They aim to provide solutions within 24 hours on working days.

# Professional Customer Service

## Local Language Service Team



Reply within 24 hours on working days,  
provide solutions until you are satisfied



Transmitter x1



Type-C to USB Adapter x1



Charging Cable x1



Receiver x1



Storage Bag x1



Instruction Manuals x1

Image 8.1: Information regarding Moman's professional customer service, indicating a local language service team and a 24-hour response time on working days.

