

HOMCOM A90-2530531

HOMCOM Adjustable Football Rebound Net Instruction Manual

Model: A90-2530531

INTRODUCTION

Thank you for choosing the HOMCOM Adjustable Football Rebound Net. This manual provides essential information for the safe and effective assembly, operation, and maintenance of your new training equipment. Please read these instructions thoroughly before use and retain them for future reference.



Image: A football player demonstrating the use of the HOMCOM Adjustable Football Rebound Net during training.

SAFETY INFORMATION

Before assembly and use, please observe the following safety precautions:

- Ensure all components are present and undamaged before assembly. Do not use if any parts are missing or broken.
- Assemble the rebound net on a flat, stable surface.
- Always use the provided ground stakes (sardines) to secure the net firmly to the ground, especially during outdoor use or in windy conditions.
- Keep children and pets away from the assembly area.
- Regularly inspect the net and frame for wear, tear, or damage. Replace worn or damaged parts immediately.
- This product is intended for football training. Do not use it for purposes other than its intended use.
- Adult supervision is recommended for younger users.

PACKAGE CONTENTS

Verify that all the following items are included in your package:

- 1 x Football Rebound Net Frame
- 1 x Rebound Net (Polyethylene)
- 1 x Instruction Manual (this document)
- 30 x Black Elastic Loops (for net attachment)
- 4 x Ground Stakes (Sardines)



Image: Illustration of the product packaging, confirming a single package delivery.

SETUP INSTRUCTIONS

Follow these steps to assemble your HOMCOM Football Rebound Net:

1. **Unpack Components:** Carefully remove all parts from the packaging and lay them out on a clean, flat surface.
2. **Assemble the Frame:** Connect the metal frame sections according to the diagrams provided in the separate assembly sheet (if included). Ensure all connections are secure. The frame is made of robust epoxy-coated metal.
3. **Attach the Net:** Secure the polyethylene net to the assembled frame using the 30 black elastic loops. Ensure the net is taut and evenly distributed across the frame. The net features a 4.5 cm square mesh.
4. **Adjust Angle (Initial):** Set the desired initial angle for the rebound net. Refer to the "Adjusting the Rebound Net" section for details.
5. **Secure to Ground:** Position the rebound net in your desired training location. Use the 4 provided ground stakes to firmly anchor the net to the ground for optimal stability.

PLUS EN DÉTAILS



Filet en PE de qualité



**Châssis en métal
époxy anticorrosion**

Image: Detailed view of the quality polyethylene net and the anti-corrosion epoxy metal frame, highlighting material durability.



Image: Close-up demonstrating how the elastic loops attach the net to the frame, ensuring a secure fit.

OPERATING INSTRUCTIONS

The HOMCOM Football Rebound Net is designed for versatile football training, suitable for both amateur and professional use. It allows for various exercises to improve your skills.

Versatile Training Applications:

- **Volleys and Headers:** Practice receiving and returning balls with volleys and headers.
- **Free Kicks:** Use the net as a wall to practice free kicks and shot accuracy.
- **Passing and Control:** Improve passing accuracy and ball control by repeatedly sending and receiving the ball.

Target Practice:

The rebound net includes an adjustable white target zone. This target is designed to help players improve their shooting precision and practice hitting specific areas of the net.



Image: A child engaging in football practice using the rebound net in an outdoor setting.


ADJUSTING THE REBOUND NET

The HOMCOM Football Rebound Net offers adjustable features to cater to different training needs:

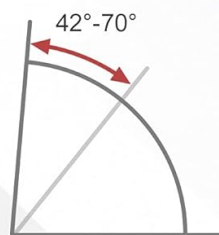
- **Angle Adjustment:** The inclination of the rebound net is adjustable across 4 levels, ranging from 42° to 70°. This allows you to change the rebound trajectory of the ball.
- **Height Adjustment:** The height of the rebound net can be adjusted from 130 cm to 183 cm, accommodating various drills and user heights.

To adjust, locate the adjustment mechanisms on the frame. Ensure the net is stable and securely locked in place after making any adjustments.

ANGLE RÉGLABLE



Hauteur réglable de 130 à 183 cm



Angle réglable sur 4 niveaux de 42° à 70°

Image: Visual representation of the rebound net's adjustable angle and height settings.

MAINTENANCE

To ensure the longevity and optimal performance of your rebound net, follow these maintenance guidelines:

- **Cleaning:** Wipe the metal frame with a damp cloth to remove dirt and debris. The net can be rinsed with water if necessary. Avoid harsh chemicals.
- **Inspection:** Regularly check all frame connections, elastic loops, and the net for any signs of wear, rust, or damage.
- **Storage:** The rebound net is foldable, making it convenient for storage. When not in use for extended periods, fold the net and store it in a dry, protected area to prevent weather damage.

PLIABLE

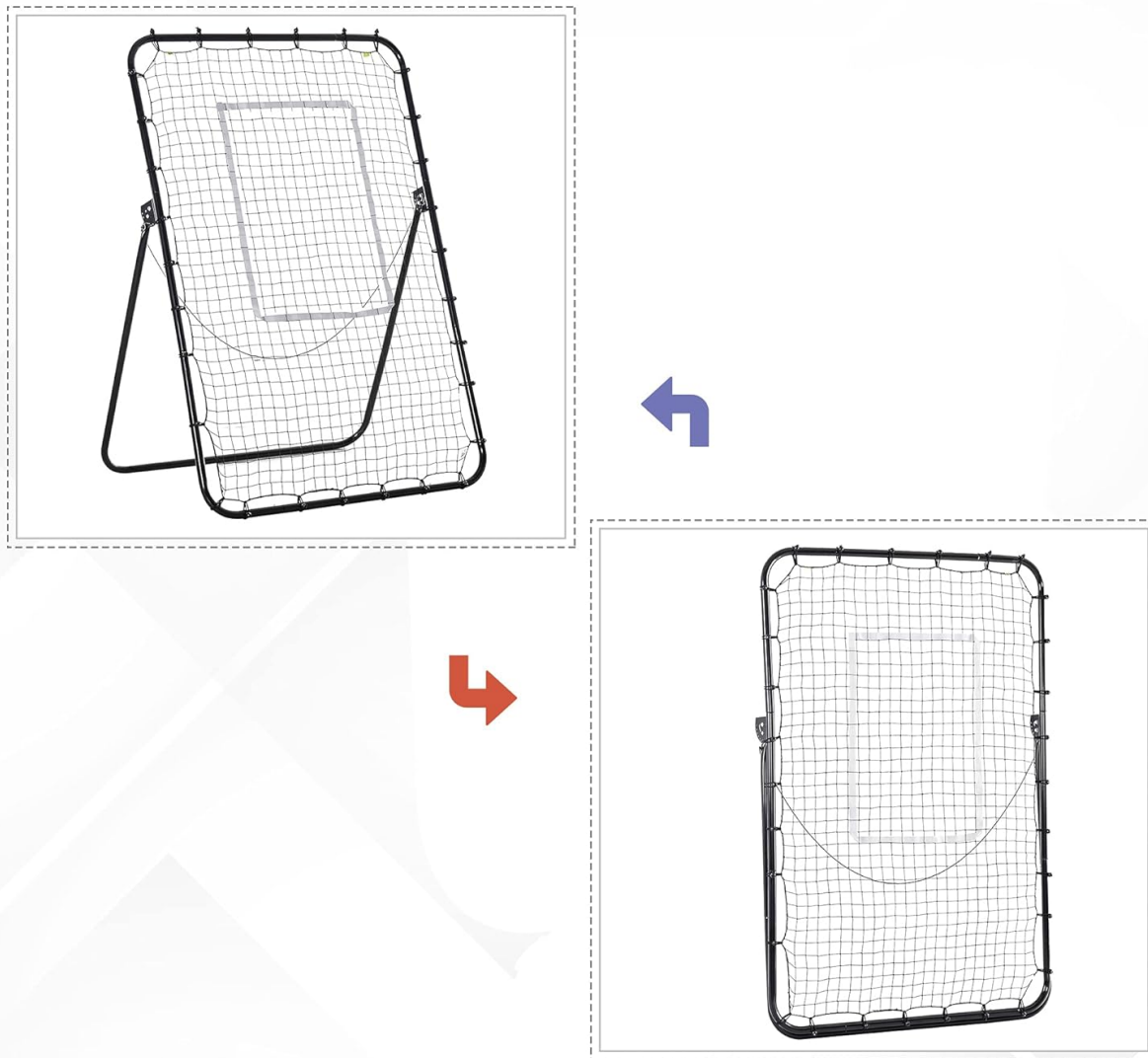


Image: Demonstration of the rebound net's foldable design for easy storage and portability.

TROUBLESHOOTING

If you encounter any issues with your HOMCOM Football Rebound Net, refer to the following common problems and solutions:

Problem	Possible Cause	Solution
Net is loose or sagging.	Elastic loops are not properly attached or are worn out.	Ensure all 30 elastic loops are securely attached. Replace any worn or broken loops.
Rebound net is unstable.	Not properly secured to the ground; uneven surface.	Use all 4 ground stakes to anchor the net. Ensure it is placed on a flat, stable surface.
Difficulty adjusting angle/height.	Adjustment mechanism is stiff or obstructed.	Check for any obstructions. Apply a small amount of lubricant to moving parts if necessary. Ensure locking pins are fully disengaged before adjusting.

Problem	Possible Cause	Solution
Frame components do not fit.	Misalignment or manufacturing defect.	Double-check the assembly instructions. If parts are deformed or do not fit, contact customer support.

SPECIFICATIONS

Feature	Detail
Model Number	A90-2530531
Brand	HOMCOM
Overall Dimensions (L x W x H)	123 cm x 73 cm x 178.5 cm (48.4 x 28.7 x 70.3 inches)
Folded Dimensions (L x W x H)	123 cm x 180 cm x 12.5 cm (48.4 x 70.9 x 4.9 inches)
Adjustable Angle Range	42° to 70° (4 levels)
Adjustable Height Range	130 cm to 183 cm (51.2 to 72 inches)
Net Dimensions	176 cm x 115 cm (69.3 x 45.3 inches)
Net Mesh Size	4.5 cm x 4.5 cm (1.8 x 1.8 inches)
Frame Material	Epoxy-coated Metal
Net Material	Polyethylene (PE)
Product Weight	7.04 kg (15.5 lbs)
Color	Black



Image: Dimensional diagram of the rebound net, illustrating its various measurements and foldable design.

WARRANTY AND SUPPORT

For warranty information or technical support, please refer to the retailer's policy or contact HOMCOM customer service directly. Keep your purchase receipt as proof of purchase.

Manufacturer: HOMCOM

Model Reference: A90-2530531