

[manuals.plus](#) /

› [ZOTOYI](#) /

› [ZOTOYI Outdoor String Lights User Manual \(Model 12-25-25\)](#)

ZOTOYI 12-25-25

ZOTOYI Outdoor String Lights User Manual

Model: 12-25-25

INTRODUCTION

Thank you for choosing ZOTOYI Outdoor String Lights. This manual provides essential information for the safe and efficient use of your string lights. Please read it thoroughly before installation and operation, and retain it for future reference.



Image: ZOTOYI Outdoor String Lights, 200FT package, demonstrating waterproof design in a rainy environment.

PRODUCT FEATURES

- **Waterproof IP65:** Designed to withstand various outdoor weather conditions including rain, sun, wind, and snow.
- **Energy Saving:** Each G40 LED bulb consumes 1 watt, offering a long lifespan of approximately 30,000 hours.
- **Dimmable:** Compatible with most dimmers (dimmer not included) for adjustable brightness.
- **Connectable:** Supports end-to-end connection of up to 10 strands, allowing for extended coverage.
- **Shatterproof Bulbs:** G40 plastic bulbs are designed to be shatterproof, enhancing safety and durability.



Image: Illustration highlighting the shatterproof and energy-efficient LED bulbs with ETL certification, contrasting them with fragile incandescent bulbs.

PACKAGE CONTENTS

- 2 x 100FT G40 Outdoor String Lights
- 104 x Shatterproof G40 Bulbs (100 installed, 4 spare)

SAFETY INSTRUCTIONS

- Ensure the power source voltage matches the product's specifications (120V AC).
- Do not exceed the maximum connectable strands (10 strands) or total wattage (432 watts).
- Always unplug the string lights from the power outlet before installing, replacing bulbs, or performing any maintenance.
- Avoid installing near flammable materials or in areas with excessive heat.
- Keep out of reach of children.
- If any part of the string light is damaged, do not use it. Contact customer support for assistance.

SETUP AND INSTALLATION

1. **Unpack and Inspect:** Carefully remove the string lights from the packaging. Untangle the strands if necessary. Inspect all bulbs and the cord for any damage.
2. **Plan Placement:** Determine the desired layout for your string lights. Consider the length of the strands (200FT total, 2x100FT) and the location of power outlets.
3. **Secure Mounting:** Each socket features a hanging hole for easy installation. Use cable ties, ropes, or screw nails to securely mount the string lights. Ensure the lights are supported adequately to prevent strain on the cable.
4. **Connect Multiple Strands (Optional):** If using multiple strands, connect them end-to-end. The lights support connecting up to 10 strands. Ensure the total wattage does not exceed 432 watts.
5. **Bulb Installation/Replacement:**
 - Ensure the string is unplugged.
 - Gently screw each G40 bulb into its socket until snug. Do not overtighten.
 - If replacing a bulb, unscrew the old bulb counter-clockwise and screw in a new one clockwise.

6. **Power Connection:** Once fully installed and all bulbs are secure, plug the string lights into a standard 120V AC power outlet.




Image: Visual guide for connecting the plug, accessing the fuse, bulb dimensions, and the process of installing a bulb.

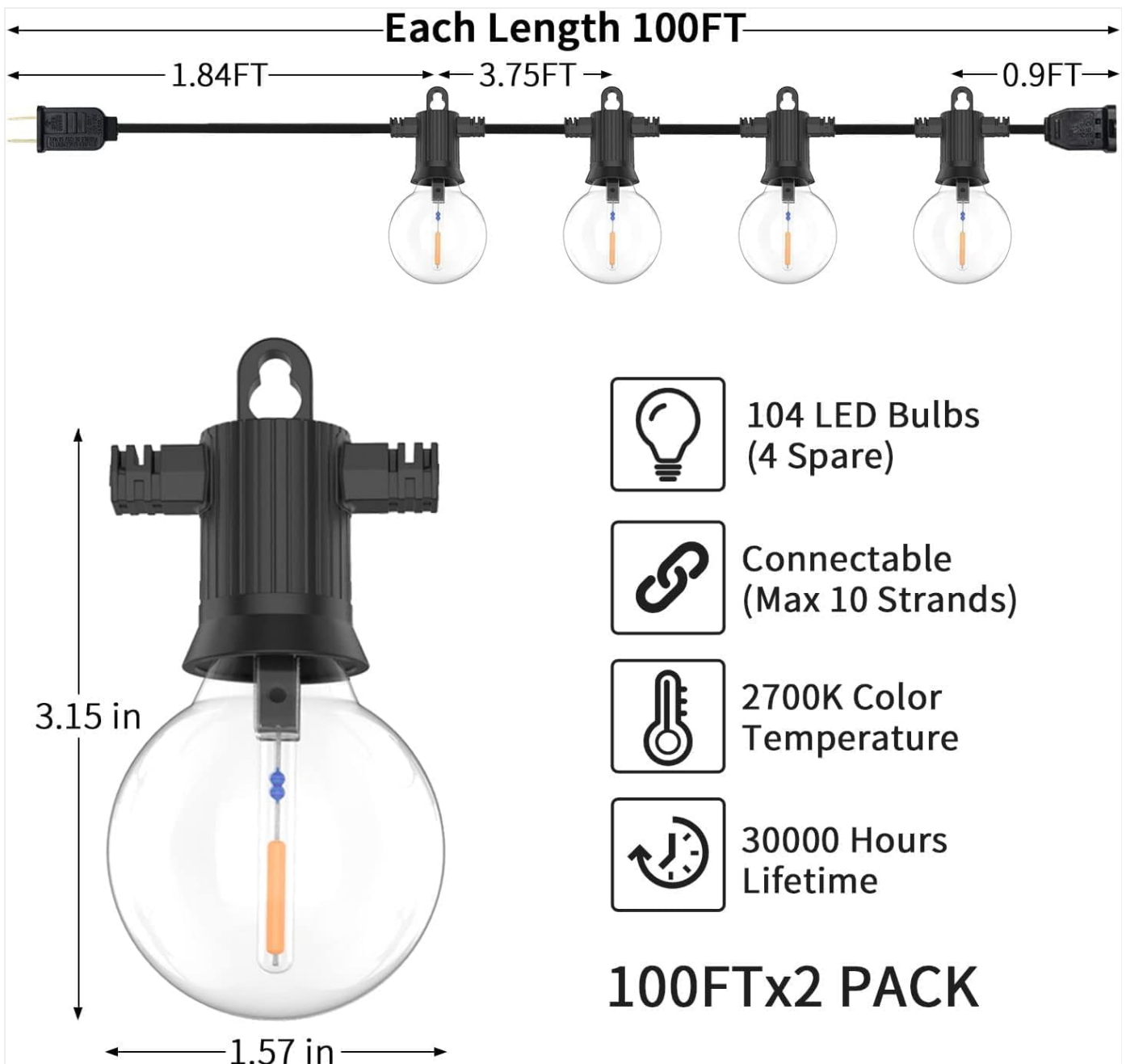


Image: Detailed specifications and dimensions for the 100FT string light strand, including bulb count, connectability, color temperature, and lifespan.

OPERATING INSTRUCTIONS

Once installed and plugged in, the ZOTOYI Outdoor String Lights will illuminate. These lights are designed for simple operation.

- **Power On/Off:** Plug the string lights into a power outlet to turn them on. Unplug to turn them off.
- **Dimmable Function:** The string lights are compatible with various dimmers (not included). To adjust brightness, connect the string lights to a compatible dimmer switch. Follow the dimmer's instructions for operation.




Image: Visual representation of the dimmable feature, showing different brightness levels from 25% to 100%.

MAINTENANCE

- **Cleaning:** Ensure the lights are unplugged before cleaning. Wipe bulbs and cords with a soft, damp cloth. Do not use harsh chemicals or abrasive cleaners.
- **Bulb Replacement:** If a bulb needs replacement, ensure the string is unplugged. Unscrew the faulty bulb and replace it with a new G40 LED bulb (4 spare bulbs are included). Search for B08G4N1CFS for dedicated replacement filaments.
- **Storage:** When not in use for extended periods, unplug the lights, clean them, and store them in a cool, dry place away from direct sunlight.
- **Weather Resistance:** The IP65 waterproof rating ensures durability against various weather conditions. However, regular inspection for any wear or damage is recommended, especially after severe weather.



Image: Explanation of the advanced materials and double-layer waterproof protection contributing to the IP65 rating.

TROUBLESHOOTING

- **Lights do not turn on:**

- Ensure the power plug is securely inserted into a working outlet.
- Check if the outlet is receiving power.
- Inspect the fuse in the plug. If blown, replace it with a fuse of the same rating.
- Verify that all bulbs are securely screwed into their sockets.

- **Some bulbs are out, but others are lit:**

- These light strands are connected in parallel. If one bulb breaks or burns out, it will not affect the remaining bulbs.
- Replace the faulty bulb(s) with a spare G40 LED bulb.

- **Lights flicker or dim unexpectedly:**

- Ensure the power connection is stable.
- If using a dimmer, ensure it is compatible and functioning correctly.
- Check for loose bulb connections.

- **Water inside bulbs:**

- The ZOTOYI string lights feature an upgraded IP65 waterproof design with fully concealed connections to prevent water seepage. If water is observed, inspect the bulb seals and socket connections for any damage or improper installation.

Ours
Fully Concealed



Upgraded Version
IP65 Waterproof

✓

Others
Water Seepage



Not Safe
IP45 Waterproof

✗

VS

Image: Visual comparison demonstrating the superior waterproof design of ZOTOYI lights compared to other brands that may experience water seepage.

SPECIFICATIONS

Feature	Detail
Model Number	12-25-25
Total Length	200 FT (2 x 100 FT strands)
Bulb Type	G40 Plastic Shatterproof LED
Number of Bulbs	100 (plus 4 spare)
Bulb Wattage	1 Watt per bulb

Feature	Detail
Total Max Wattage (Connectable)	432 Watts
Voltage	120V AC
Light Color	Warm White (2700 Kelvin)
Luminous Flux	30 Lumens per bulb
Lifespan	Approx. 30,000 Hours
Water Resistance Level	IP65
Dimmable	Yes (Dimmer Required, Not Included)
Material	Plastic
Indoor/Outdoor Usage	Outdoor, Indoor



Image: Detailed bulb specifications, including brightness, type, base, lifespan, color, dimmability, energy consumption, voltage, and waterproof rating.

WARRANTY AND SUPPORT







ZOTOYI products are designed for quality and durability. For specific warranty details, please refer to the product packaging or contact ZOTOYI customer support.

If you encounter any issues or have questions regarding your ZOTOYI Outdoor String Lights, please contact our customer support team for assistance. Replacement filaments can be found by searching for B08G4N1CFS.

Contact Information: Please visit the official ZOTOYI store on Amazon or refer to the contact details provided with your purchase.



Related Documents - 12-25-25

	<p>48ft Diamond LED Solar Powered String Lights User Manual</p> <p>User manual for 48ft Diamond LED Solar Powered String Lights, including specifications, package contents, installation, advice, and attentions.</p>
	<p>ZOTOYI 200FT LED ST38 Outdoor String Light User Manual</p> <p>This document provides care, maintenance, troubleshooting, safety, and installation instructions for the ZOTOYI 200FT LED ST38 Outdoor String Light. It includes a one-year limited warranty and details on package contents.</p>
	<p>48ft Diamond LED Solar Powered String Lights User Manual</p> <p>User manual for 48ft Diamond LED Solar Powered String Lights, including specifications, package contents, installation, advice, and attentions.</p>
	<p>ZOTOYI 200FT LED ST38 Outdoor String Light User Manual</p> <p>This document provides care, maintenance, troubleshooting, safety, and installation instructions for the ZOTOYI 200FT LED ST38 Outdoor String Light. It includes a one-year limited warranty and details on package contents.</p>
	<p>Enbrighten Classic Color Changing String Lights User Manual</p> <p>User manual for Enbrighten Classic Color Changing String Lights (24ft, 12 bulbs, RGB LED, weatherproof). Includes setup, installation, remote control features, pairing, and safety instructions.</p>
	<p>Novolink Voice-Controlled WiFi RGB LED String Lights: Installation and Setup Guide</p> <p>This guide provides step-by-step instructions for installing and setting up Novolink Voice-Controlled WiFi RGB LED String Lights. It covers necessary equipment, assembly, connecting to the WiFi D-Lights app, troubleshooting common issues, and using the app to control your lights. Learn how to integrate with voice assistants like Alexa and Google Assistant.</p>