

Ozeino ZW1

Ozeino ZW1 Gaming Headset User Manual

Model: ZW1 | Brand: Ozeino

INTRODUCTION

This manual provides comprehensive instructions for the Ozeino ZW1 Gaming Headset. It covers setup, operation, maintenance, and troubleshooting to ensure optimal performance and user experience across various gaming platforms.

Key Features:

- **All-day Comfort:** Lightweight design (240 grams) with premium protein leather memory foam earcups and a super soft, stretchable headband for ergonomic fit.
- **7.1 Surround Sound:** Provides clear 7.1 surround sound with deep bass for immersive 360-degree audio, aiding in directional audio cues during gameplay.
- **Noise-Cancelling Microphone:** Upgraded omni-directional microphone transmits clear communication and effectively reduces background noise. Features an easy mute switch.
- **Multi-Platform Compatibility:** Supports PS5, PS4, Xbox Series X/S, PC, Switch, Laptop, and Mac via universal 3.5mm wired connection. (Note: An extra Microsoft Adapter is required for old version Xbox One controllers, not included).
- **RGB Lighting:** USB-powered RGB lights on the earcups and microphone for enhanced gaming aesthetics.

WHAT'S IN THE BOX

- 1 x Ozeino ZW1 Gaming Headset
- 1 x 1-to-2 3.5mm Audio Jack Splitter Cable (Red-Mic, Green-Audio)
- 1 x USB Extension Cord
- 1 x User Manual

SETUP INSTRUCTIONS

Follow these steps to connect your Ozeino ZW1 Gaming Headset to your preferred device.

Connecting to PC:

1. Connect the headset's 3.5mm jack to the 1-to-2 3.5mm audio jack splitter cable.
2. Plug the red connector (microphone) into your PC's microphone input.
3. Plug the green connector (audio) into your PC's audio output.
4. For RGB lighting, plug the headset's USB connector into an available USB port on your PC. Use the provided USB extension cord if needed.

Connecting to PS4/PS5/Xbox Series X/S/Switch/Laptop/Mac:

1. Plug the headset's 3.5mm jack directly into the controller's 3.5mm port or the device's audio jack.
2. For RGB lighting, plug the headset's USB connector into an available USB port on your console or device. Use the provided USB extension cord if needed.
3. **Note for old version Xbox One controllers:** An extra Microsoft Adapter (not included) is required for full functionality.

Professionelles Gaming-Headset

Immersiver Audiogenuss für alle Ihre Spiele



Image: Ozeino ZW1 Gaming Headset ready for use with a PC setup.

OPERATING INSTRUCTIONS

Familiarize yourself with the headset's controls and features for an enhanced gaming experience.

Microphone Usage:

- The microphone is omni-directional and features noise-cancelling technology for clear voice transmission.
- It is flexible and can be adjusted 120 degrees to position it optimally for your voice.
- Use the in-line mute switch to easily turn the microphone on or off.

Volume Control:

- An intuitive in-line volume knob allows for quick and precise audio adjustments during gameplay.

RGB Lighting:

- The RGB lights on the earcups and microphone are powered via the USB connection.

- The lights automatically cycle through various colors, adding to the gaming aesthetic.

Comfort Adjustment:

- The headband is stretchable and adjustable to fit various head sizes comfortably.
- The earcups feature premium protein leather and memory foam for extended comfort during long gaming sessions.



Image: Headset highlighting the flexible, noise-cancelling microphone.



Image: Close-up of the in-line volume control and mute switch.

Your browser does not support the video tag.

Video: Demonstrating the 7.1 Surround Sound capabilities of the Ozeino ZW1 Gaming Headset.

MAINTENANCE

Proper care will extend the lifespan of your headset.

- Clean the earcups and headband regularly with a soft, dry cloth.
- Avoid exposing the headset to extreme temperatures or direct sunlight.
- Store the headset in a cool, dry place when not in use.
- Do not attempt to disassemble or repair the headset yourself, as this may void the warranty.

TROUBLESHOOTING

If you encounter any issues, refer to the following common solutions:

No Sound/Low Volume:

- Ensure the 3.5mm jack is fully inserted into the device/controller.
- Check the in-line volume control and adjust it to an audible level.
- Verify your device's audio settings and ensure the headset is selected as the output device.

- If using the 1-to-2 splitter, ensure both red and green jacks are correctly plugged into the PC.

Microphone Not Working:

- Check the in-line mute switch to ensure the microphone is not muted.
- Ensure the 3.5mm jack is fully inserted. If using a splitter, confirm the red (microphone) jack is correctly connected.
- Verify your device's audio settings and ensure the headset microphone is selected as the input device.
- For old version Xbox One controllers, ensure the Microsoft Adapter (not included) is properly connected.

RGB Lights Not Working:

- Ensure the USB connector is securely plugged into a powered USB port on your device or console.
- The USB connection is solely for powering the RGB lights.

SPECIFICATIONS

Model Name	ZW1
Connectivity Technology	Wired (3.5mm Jack, USB for LED)
Ear Placement	Over Ear
Audio Driver Size	50 Millimeters
Noise Control	Active Noise Cancellation (Microphone)
Frequency Response	20 GHz
Sensitivity	100 dB
Impedance	32 Ohms
Item Weight	281 Grams (9.9 ounces)
Product Dimensions	7.48 x 4.05 x 8.07 inches
Material	Plastic

WARRANTY AND SUPPORT

Ozeino is committed to providing high-quality products and excellent customer service.





- **3-Year Dedicated Support:** Each Ozeino gaming headset comes with professional after-service

support for three years.

- **Prompt & Professional Reply:** Expect a fast and friendly response to any questions or issues within 24 hours.
- Please feel free to contact us if you have any questions regarding your product.

© 2025 Ozeino. All rights reserved.

Related Documents - ZW1

	<p>GM-6 USB+3.5 Single Plug V8 Version Manual</p> <p>User manual for the ozeino GM-6, a versatile adapter designed to connect devices with USB and 3.5mm audio interfaces, featuring a V8 (Micro USB) connector. Provides details on features, specifications, operation, and troubleshooting.</p>
	<p>ozeino OW310 K2 Wireless Keyboard User Manual 2.4GHz & Bluetooth</p> <p>User manual for the ozeino OW310 K2 wireless keyboard, detailing setup, features, connectivity options (2.4GHz and Bluetooth), specifications, and troubleshooting. Includes information for model OW310 and product line K2.</p>
	<p>Ozeino Wired Gaming Headset with Microphone - 3D Surround Sound, Noise Cancelling</p> <p>Experience immersive gaming with the Ozeino Wired Gaming Headset. Featuring 3D Surround Sound, Noise Cancelling, and a comfortable, breathable design with 50mm Neodymium drivers. Compatible with multiple devices.</p>
	<p>Ozeino OW810 Beprzewodowy Zestaw Słuchawkowy Gamingowy do PS5, PS4, PC</p> <p>Ozeino OW810 to bezprzewodowy zestaw słuchawkowy gamingowy kompatybilny z PS5, PS4 i PC, oferujący ponad 10 godzin pracy na baterii w trybie Bluetooth. Zapewnia wysoką jakość dźwięku, komfort użytkowania oraz funkcje takie jak regulacja głośności, dźwięk przestrzenny i mikrofon ENC z redukcją szumów. Idealny dla dorosłych graczy ceniących niezawodność i wyjątkowy design.</p>