

## Dogtra HANDSFREE SQUARE (644622020840)

# Dogtra HANDSFREE Square Remote Dog Training Device User Manual

Model: HANDSFREE SQUARE (644622020840)

## INTRODUCTION

The Dogtra HANDSFREE Square is an expandable remote dog training device designed for discreet control and flexible training scenarios. This device allows trainers to operate remotely without carrying a traditional transmitter, offering freedom to multitask during training sessions.

It is compatible with HANDSFREE PLUS and previous HANDSFREE models, allowing for pairing with up to 14 HANDSFREE Squares to a single transmitter for enhanced training versatility.



Image: The Dogtra HANDSFREE Square device, a compact remote controller attached to a wrist strap, shown from an angled perspective.

## SETUP

### 1. Battery Installation

The HANDSFREE Square requires one CR2032 lithium coin battery (included). To install or replace the battery:

1. Locate the battery compartment on the device.
2. Open the compartment and insert the CR2032 battery with the positive (+) side facing up.
3. Securely close the battery compartment.

The battery is designed for extended life, lasting 7 to 10 years with normal usage (100 presses per

day, 12 seconds each). Replace the battery when the LED indicator no longer blinks.

## 2. Pairing with a Transmitter

The HANDSFREE Square must be paired with a compatible Dogtra HANDSFREE Series transmitter (HANDSFREE PLUS or previous HANDSFREE models) to function.

- For HANDSFREE PLUS models: Up to 14 HANDSFREE Squares can be paired to one transmitter, allowing for duplicate functions across multiple Squares.
- For previous HANDSFREE versions: Only one HANDSFREE Square can be programmed to the transmitter.

Refer to your specific Dogtra HANDSFREE Series transmitter manual for detailed pairing instructions, as the process may vary slightly between models.

# HANDSFREE SQUARE

## EXPANDABLE HANDSFREE SQUARES



Expandable up to 14  
SQUARES paired to  
a HANDSFREE PLUS  
transmitter

Image: A diagram illustrating the expandability of the HANDSFREE Square, showing one square connected wirelessly to a transmitter, with an icon indicating that up to 14 squares can be paired.

## OPERATING THE DEVICE



## Wearing the HANDSFREE Square

The HANDSFREE Square is designed for discreet and convenient control. It features a flexible strap and intuitive buckle, allowing it to be fastened to your wrist, palm, or fingers. This ergonomic design enables you to operate the device remotely while keeping your hands free for other tasks during training.




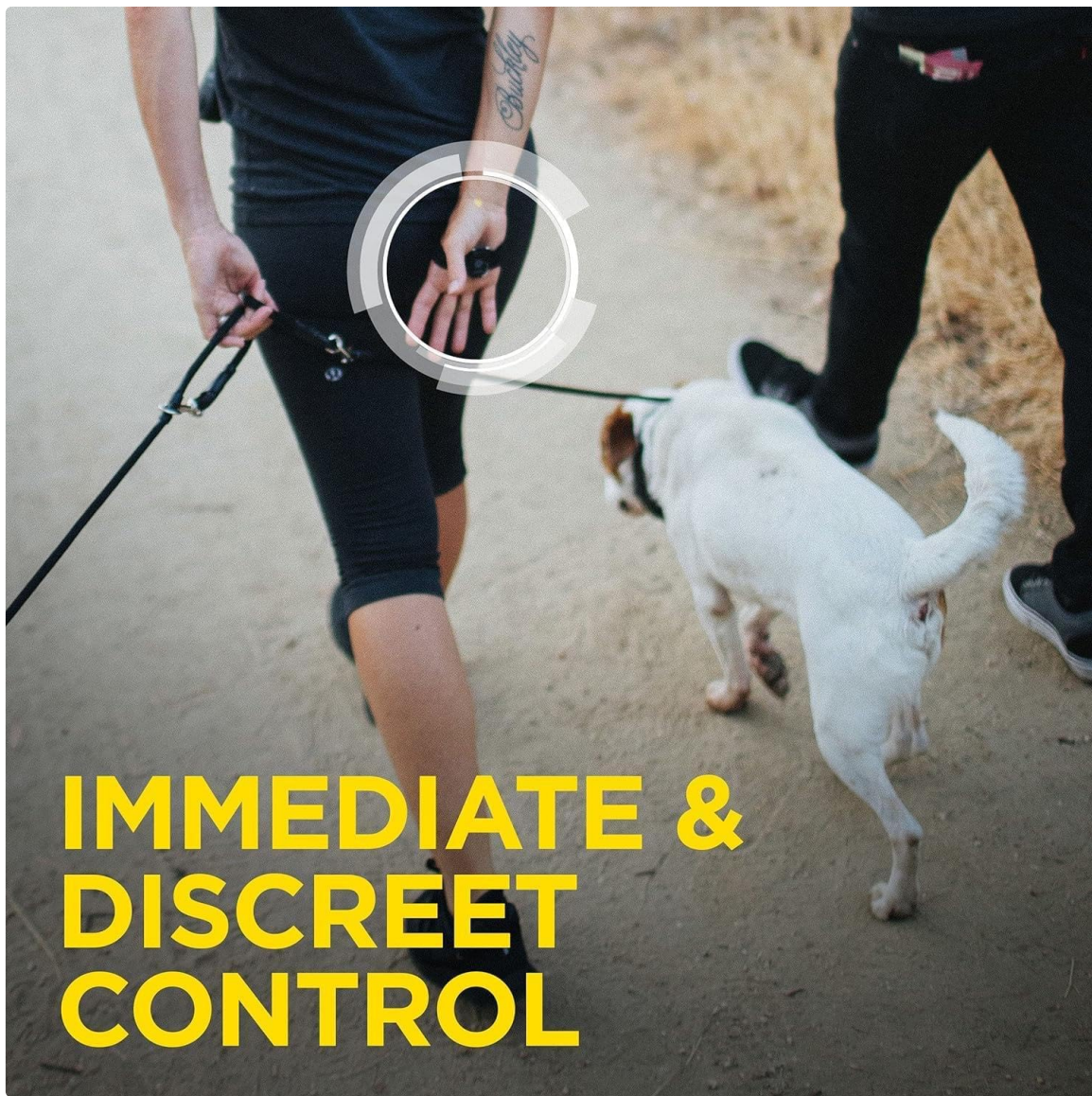
Image: A person wearing the HANDSFREE Square on their hand, discreetly controlling the device while interacting with a dog, demonstrating hands-free operation.

## Functions and Range

Once paired, the HANDSFREE Square provides quick access to the programmed functions of your main transmitter, typically including Nick, Constant, or Pager functions. The device needs to be used within 33 feet of the main transmitter to maintain connection and functionality.

This setup allows you to control your dog's training collar from a distance of up to 3/4-mile (depending on the main transmitter's range), all from your fingertips, ensuring immediate and discreet control.





# IMMEDIATE & DISCREET CONTROL

Image: A person walking a dog outdoors, with the HANDSFREE Square visible on their hand, emphasizing immediate and discreet control during training.

## MAINTENANCE

### Battery Replacement

As noted in the setup section, the CR2032 lithium coin battery has an extended life. When the LED indicator on the HANDSFREE Square no longer blinks, it is time to replace the battery. Follow the battery installation steps outlined in the Setup section.

### Cleaning and Care

To ensure the longevity and proper function of your HANDSFREE Square, keep it clean and free from dirt and debris. Wipe the device with a soft, damp cloth as needed. Avoid using harsh chemicals or abrasive materials.

**Important Note: The HANDSFREE Square is not waterproof. Avoid submerging it in water or exposing it to heavy rain.**

## TROUBLESHOOTING

This section addresses common issues you might encounter with your Dogtra HANDSFREE Square.

- **Device Not Responding:**

- Check the battery: Ensure the CR2032 battery is correctly installed and has sufficient charge. Replace if the LED is not blinking.
- Check pairing: Verify that the HANDSFREE Square is properly paired with your Dogtra HANDSFREE Series transmitter. Refer to your transmitter's manual for pairing instructions.
- Check range: Ensure the HANDSFREE Square is within 33 feet of the main transmitter.

- **Inconsistent Operation:**

- Environmental interference: Strong radio signals or large metal structures can interfere with the device's operation. Try moving to a different location.
- Battery level: A low battery can cause inconsistent performance. Replace the battery.

If you continue to experience issues, please contact Dogtra customer support for assistance.

## SPECIFICATIONS

Model Name	HANDSFREE SQUARE
Item Model Number	644622020840
Brand	Dogtra
Item Weight	0.317 ounces
Item Dimensions (LxWxH)	2.25 x 0.75 x 0.04 inches
Batteries	1 CR2032 battery (included)
Material	Plastic
Color	Black
Compatibility	Dogtra HANDSFREE PLUS and previous HANDSFREE models
Max Paired Units	Up to 14 HANDSFREE Squares (with HANDSFREE PLUS)
Range to Transmitter	Within 33 feet
Water Resistance	Not waterproof

## WARRANTY INFORMATION

The Dogtra HANDSFREE Square is covered by a **1 Year Manufacturer Warranty**. This warranty is handled by Dogtra USA. Please retain your proof of purchase for any warranty claims.



Image: A graphic displaying the Dogtra logo and a "Warranty Notification" stating that the product is covered by Dogtra USA's 1-year manufacturer warranty.



## CUSTOMER SUPPORT

For further assistance, technical support, or warranty inquiries, please visit the official Dogtra website or contact their customer service department.

You can also visit the [Dogtra Brand Store on Amazon](#) for more product information and resources.

© 2023 Dogtra. All rights reserved.

**Related Documents - HANDSFREE SQUARE (644622020840)**

	<p><a href="#">Dogtra ARC800 FREE PLUS Owner's Manual - Expandable 2-Dog E-Collar System</a></p> <p>The Dogtra ARC800 FREE PLUS Owner's Manual provides comprehensive instructions for operating and maintaining this expandable 2-dog training e-collar system. Learn about product safety, features, button functions, receiver fitting, stimulation levels, battery charging, troubleshooting, and warranty information for effective dog behavior modification.</p>
	<p><a href="#">Dogtra 1900X E-Collar Owner's Manual</a></p> <p>Comprehensive owner's manual for the Dogtra 1900X e-collar, detailing features, operation, safety guidelines, and troubleshooting for effective dog training.</p>
	<p><a href="#">Dogtra 280C/282C Electronic Dog Training Collar: Code Setting &amp; Warranty Guide</a></p> <p>Learn how to code Dogtra 280C and 282C transmitters to receivers with this comprehensive guide. Includes detailed product warranty, registration, and service information.</p>
	<p><a href="#">Dogtra ARC-X Owner's Manual: Comprehensive Guide to Training E-Collar</a></p> <p>Detailed owner's manual for the Dogtra ARC-X training e-collar. Learn about features, setup, usage, maintenance, and troubleshooting for effective dog training.</p>
	<p><a href="#">Dogtra iQ PLUS E-Collar Owner's Manual - Expandable 2-Dog Training System</a></p> <p>Comprehensive owner's manual for the Dogtra iQ PLUS expandable 2-dog training system. Learn about safety, features, operation, collar fitting, stimulation levels, charging, code setting, training tips, maintenance, troubleshooting, and warranty information for this advanced e-collar.</p>
	<p><a href="#">Dogtra ARC-X Training E-Collar Owner's Manual</a></p> <p>Comprehensive owner's manual for the Dogtra ARC-X training e-collar, covering setup, features, operation, training tips, maintenance, and troubleshooting.</p>





## [Dogtra Canada Product Guide: Advanced E-Collars and GPS Tracking Systems](#)

Explore the comprehensive Dogtra Canada product guide featuring advanced e-collars, GPS tracking collars, no-bark collars, and training accessories designed for professional dog trainers and owners.

lang:en **score:42** filesize: 5.36 M page\_count: 17 document date: 2025-08-06



## [\[pdf\] Guide](#)

CA 2025 Renewal Product Guide EN 250813 online BATTERY BP74T3P 7 4V 1000mA 3500X TX DUAL DIAL Dogtracdn shopify s files 1 0682 6645 9308 v 1757719809 |||

Dogtra Canada 8661 201st Street, 2nd Floor Langley, BC, V2Y 0G9 Toll Free 1.888.811.9111 E-mail info dogtra.ca Website www.dogtra.ca 2025 DOGTRA CANADA PRODUCT GUIDE O cial sponsor of Master National Retriever Club International Association of Canine Professionals Partnership for Electronic Tr...

lang:en **score:35** filesize: 5.36 M page\_count: 17 document date: 2025-08-13