

Manuals+

[Q & A](#) | [Deep Search](#) | [Upload](#)

[manuals.plus](#) /

- › [DonJoy](#) /
- › [DonJoy DJO 81993000 White Pro Care Knee Support User Manual](#)

DonJoy 81993000

DonJoy DJO 81993000 White Pro Care Knee Support User Manual

Model: **81993000** | Brand: **DonJoy**

1. PRODUCT OVERVIEW

The DonJoy DJO 81993000 Pro Care Knee Support is designed to provide comfortable compression and support to the knee. This pull-on style brace is suitable for use on either the left or right knee and is available in various sizes, including 2XL, to ensure a proper fit. It is intended for general support and comfort during daily activities.



Image: The DonJoy DJO 81993000 White Pro Care Knee Support, shown worn on a knee, illustrating its pull-on design and white fabric.

2. SETUP AND APPLICATION

Follow these steps to correctly apply your DonJoy Pro Care Knee Support:

1. **Preparation:** Ensure your leg is clean and dry before application.
2. **Identify Top and Bottom:** The knee support is designed to be symmetrical for either knee. The wider opening is typically for the thigh, and the narrower for the calf.
3. **Pull On:** Gently pull the knee support up your leg, guiding it over your foot and ankle.
4. **Positioning:** Center the support over your kneecap. The knitted fabric should conform smoothly around your knee joint without bunching or excessive tightness. The top and bottom edges should sit comfortably on your thigh and calf, respectively.
5. **Adjust for Comfort:** Make minor adjustments to ensure the support is evenly distributed and comfortable. It should provide firm, yet comfortable, compression.

Note: If you experience any discomfort, numbness, or tingling, remove the support and re-apply. If symptoms persist, consult a healthcare professional.

3. OPERATING INSTRUCTIONS

The DonJoy Pro Care Knee Support is designed for continuous wear during activities where knee support is desired. It is a passive support device that works by providing compression and warmth to the knee joint.

- **Daily Use:** Wear the support during activities that may strain the knee or when you require additional stability and comfort.
- **Activity Level:** This support is suitable for light to moderate activity levels. For high-impact sports or severe injuries, consult a healthcare professional for appropriate bracing.
- **Duration of Wear:** Wear duration can vary based on individual comfort and need. It is generally safe for extended periods, but remove if any irritation or discomfort occurs.

4. MAINTENANCE AND CARE

Proper care will extend the life of your knee support:

- **Washing:** Hand wash in cold water with mild soap. Do not use bleach or harsh detergents.
- **Drying:** Air dry completely. Do not tumble dry, iron, or dry clean, as high heat can damage the elastic fibers.
- **Storage:** Store in a cool, dry place away from direct sunlight when not in use.
- **Inspection:** Periodically inspect the support for signs of wear, tears, or loss of elasticity. Replace if significant wear is observed to ensure continued effectiveness.

5. TROUBLESHOOTING

If you encounter issues with your knee support, consider the following:

- **Discomfort or Irritation:**
 - Ensure the support is not too tight. Check the sizing chart if you suspect it's too small.
 - Re-adjust the position to ensure it's not bunched or twisted.

- If skin irritation occurs, discontinue use and consult a healthcare professional.

- **Support Feels Loose:**

- The support may have stretched over time, or the size might be too large. Consider a smaller size if available.
- Ensure it is pulled up sufficiently and centered on the knee.

- **Rolling or Bunching:**

- This can occur if the size is incorrect or if the support is not pulled up smoothly.
- Ensure the top and bottom edges are flat against the skin.

6. SPECIFICATIONS

| | |
|-----------------|--|
| Brand | DonJoy |
| Model Number | 81993000 |
| Product Type | Knee Support / Brace |
| Color | White |
| Application | Left or Right Knee |
| Size | 2XL (as per product title, though specifications show "X Large") -Note: Refer to product packaging for exact size. |
| Age Range | Adult |
| Unit Count | 1.0 Count |
| Number of Items | 1 |

Note: Specifications are based on available product information and may vary slightly. Always refer to the product packaging for the most accurate details.


7. WARRANTY AND SUPPORT






For information regarding product warranty, returns, or customer support, please refer to the official DonJoy website or contact the retailer from whom the product was purchased.

You can often find more information by visiting the official DonJoy store page:[DonJoy Store on Amazon](#)

Always retain your proof of purchase for warranty claims.

Related Documents - 81993000

| | |
|---|---|
|  | DONJOY X-ROM Post-Op Knee Brace: User Instructions and Application Guide Comprehensive instructions for the DONJOY X-ROM Post-Op Knee Brace, covering intended use, application, adjustment, contraindications, warnings, cleaning, and warranty. Designed for post-operative knee rehabilitation. |
|---|---|

| | |
|---|---|
|  | <p><u>DonJoy FullForce Knee Brace with FourcePoint Hinge Technology User Guide</u></p> <p>Comprehensive user guide for the DonJoy FullForce Knee Brace, detailing application, hinge adjustment, use, care, and warranty information. Designed for post-ACL injury support and collateral ligament deficiencies.</p> |
|  | <p><u>DonJoy MalleoForce Ankle Support: Instructions for Use and Care</u></p> <p>Comprehensive guide for the DonJoy MalleoForce and MalleoForce Plus ankle support, covering intended use, indications, contraindications, application, usage, care, composition, warranty, and disclaimer. Designed for ankle support and stability.</p> |
| <p>DONJOY®</p> <p>X-ROM iQ</p> <p>Instructions For Use</p>  | <p><u>DONJOY X-ROM iQ Instructions For Use: User Manual and Technical Specifications</u></p> <p>Comprehensive instructions for use, setup, application, and technical specifications for the DONJOY X-ROM iQ brace, a motion platform designed for post-operative knee therapy and range of motion management.</p> |
|  | <p><u>DonJoy ISOFORM Postural Extension Brace: Clinician Application Instructions</u></p> <p>Comprehensive guide for clinicians on applying the DonJoy ISOFORM Postural Extension brace, including sizing, fitting, application steps, adjustments, cleaning, indications, contraindications, and warranty information.</p> |
|  | <p><u>DonJoy Surround Ankle Brace: Instructions for Use, Warnings, and Care</u></p> <p>Comprehensive instructions for using the DonJoy Surround Ankle Brace, including intended use, warnings, application steps, care instructions, and warranty information. Designed for ankle support following acute and chronic injuries.</p> |