

AVI-8 AV-4088

AVI-8 Hawker Hurricane AV-4088 Pilot Watch Instruction Manual

Model: AV-4088

INTRODUCTION

This manual provides detailed instructions for the AVI-8 Hawker Hurricane AV-4088 Men's Pilot Watch. This timepiece features a Japanese Quartz Dual Time movement, a 43.5mm stainless steel case, and a leather strap. It is designed for reliability and functionality, offering dual time zone display and date functionality.



Image: Front view of the AVI-8 Hawker Hurricane AV-4088 watch, showcasing its green dial, white hour markers, dual time sub-dials, and a dark green leather strap with white stitching.

Before using your watch, please familiarize yourself with its components and setting procedures.

Watch Components

- **Crown:** Used for setting time and date.
- **Pushers (A & B):** Used for adjusting the dual time zone.
- **Main Dial:** Displays local time.
- **Dual Time Sub-dials:** Display a second time zone (Zone 1 and Zone 2).
- **Date Window:** Displays the current date.

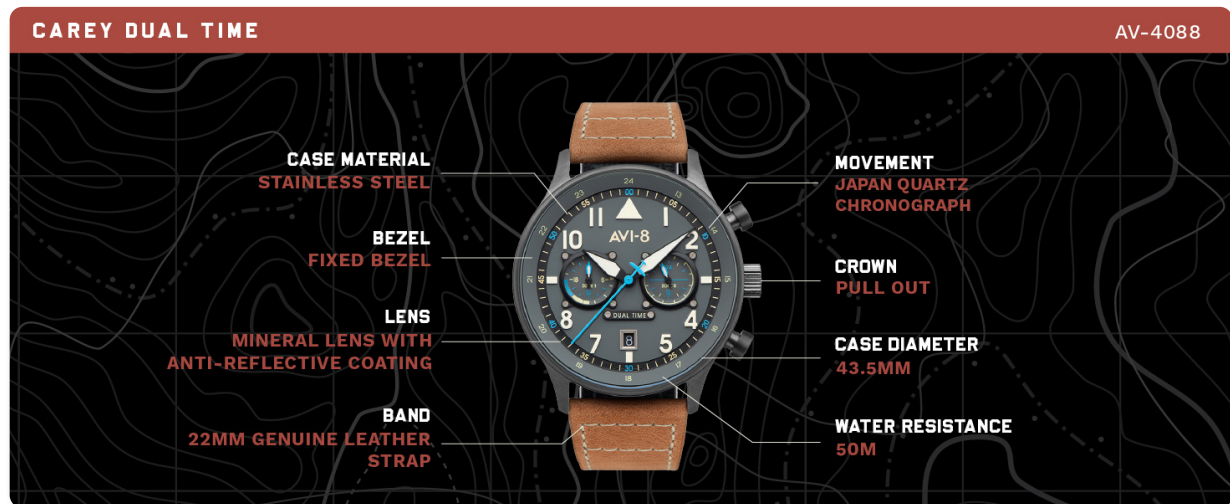


Image: A detailed diagram of the AVI-8 AV-4088 watch, labeling its key components such as case material, bezel, lens, band, movement, crown, case diameter, and water resistance.

Setting the Main Time and Date

1. **Pull the Crown:** Gently pull the crown out to position 2. The watch will stop.
2. **Set the Date:** Rotate the crown clockwise or counter-clockwise to set the correct date. Avoid setting the date between 9 PM and 3 AM to prevent damage to the movement.
3. **Set the Time:** Pull the crown out further to position 3. Rotate the crown to set the hour and minute hands to the correct local time. Ensure AM/PM is correctly set by observing the date change (the date changes at midnight).
4. **Push the Crown Back:** Once the time and date are set, push the crown back into position 1 to start the watch.

Setting the Dual Time Zones (Zone 1 & Zone 2)

The dual time sub-dials are adjusted independently using the pushers.

1. **Adjust Zone 1:** Press Pusher A repeatedly to advance the hour hand of the 'Zone 1' sub-dial. Each press advances the hand by one hour.
2. **Adjust Zone 2:** Press Pusher B repeatedly to advance the hour hand of the 'Zone 2' sub-dial. Each press advances the hand by one hour.
3. **Synchronize:** Set these sub-dials to your desired second and third time zones. Note that these sub-dials typically display in a 24-hour format.

OPERATING YOUR WATCH

Reading the Time

The main hour, minute, and second hands indicate the primary time zone. The two smaller sub-dials display additional time zones, useful for travelers or those tracking different regions.



Image: The AVI-8 Hawker Hurricane AV-4088 watch dial glowing in the dark, highlighting the luminous hands and hour markers for visibility in low-light conditions.

Water Resistance

This watch has a water resistance rating of 50 meters (5 ATM). This means it is suitable for short periods of recreational swimming, but not for diving or prolonged water immersion. Avoid operating the crown or pushers when the watch is wet or submerged to prevent water ingress.

MAINTENANCE

Proper care will ensure the longevity and performance of your AVI-8 watch.

Cleaning

- Wipe the watch case and crystal with a soft, dry cloth regularly to remove dust and smudges.
- For the leather strap, avoid excessive moisture and direct sunlight. Clean with a specialized leather cleaner if necessary, following product instructions.



Image: The AVI-8 Hawker Hurricane AV-4088 watch laid on a dark surface, surrounded by watch repair tools, suggesting maintenance or strap replacement.

Battery Replacement

The watch is powered by a Japanese Quartz movement, requiring a battery. When the watch stops or the second hand begins to jump erratically (indicating low battery), it is time for a replacement. It is recommended to have the battery replaced by a qualified watch technician to ensure proper sealing and maintain water resistance.

Strap Care

The genuine leather strap will naturally age and develop a unique patina over time. To prolong its life, avoid prolonged exposure to water, sweat, and direct sunlight. If the strap becomes wet, allow it to air dry naturally, away from direct heat.

TROUBLESHOOTING

If you encounter issues with your watch, refer to the following common solutions:

- **Watch Not Running:**
 - Check if the crown is fully pushed into position 1.
 - The battery may need replacement. See the Maintenance section.
- **Incorrect Time/Date:**
 - Refer to the 'Setting the Main Time and Date' section under Setup to reset.
- **Water Inside the Watch:**
 - Immediately contact AVI-8 customer support or an authorized service center. Do not attempt to open the watch yourself.

SPECIFICATIONS

Feature	Detail
Model Number	AV-4088-02
Movement	Japanese Quartz Dual Time
Case Material	Stainless Steel
Case Diameter	43.5mm
Strap Material	Genuine Leather (22mm)
Lens	Mineral with Anti-Reflective Coating
Water Resistance	50m (5 ATM)
Product Dimensions	1.73 x 0.87 x 0.43 inches
Weight	3.53 ounces

WARRANTY AND SUPPORT

International Warranty

Your AVI-8 watch is covered by a **two (2) year international warranty** from the date of purchase against any manufacturing defects. This warranty does not cover normal wear and tear, damage caused by improper handling, accidents, or unauthorized repairs.







Customer Support

For warranty claims, service, or any inquiries regarding your AVI-8 watch, please contact AVI-8 customer

support through their official website or your point of purchase. Ensure you retain your proof of purchase for warranty validation.

© 2023 AVI-8. All rights reserved.

Related Documents - AV-4088

	<p>AVI-8 Spitfire & Hawker Hurricane Chronograph Watch Instruction Manual</p> <p>Official instruction manual for AVI-8 Spitfire (AV-4089) and Hawker Hurricane (AV-4011) 85th Limited Edition chronograph watches. Learn how to set time, date, use the stopwatch, tachymeter, and understand water resistance and safety warnings.</p>
	<p>AVI-8 Hawker Hurricane AV-4094 Automatic Watch Instruction Manual</p> <p>Official instruction manual for the AVI-8 Hawker Hurricane AV-4094 automatic watch. Learn how to wind, set time and date, use the clasp, resize the bracelet, and understand water resistance.</p>
	<p>AVI-8 Hawker Hunter Atlas Dual Time Chronograph Watch (AV-4100) - Instruction Manual</p> <p>Official instruction manual for the AVI-8 Hawker Hunter Atlas Dual Time Chronograph watch, model AV-4100. This guide details how to set the home and local time, adjust the date, utilize the chronograph and stopwatch functions, understand third time zone readouts, and interpret water resistance ratings. Includes important safety warnings regarding batteries.</p>
	<p>AVI-8 Hawker Harrier Matador Chronograph AV-4125 Instruction Manual</p> <p>Comprehensive instruction manual for the AVI-8 Hawker Harrier Matador Chronograph watch (Model AV-4125). Learn how to set the time and date, operate the stopwatch functions, use the tachymeter for speed measurement, and understand water resistance guidelines and battery safety warnings.</p>
	<p>AVI-8 Hawker Hurricane Kent GMT Automatic Peanuts Snoopy Flying Ace Limited Edition Instruction Manual AV-4136</p> <p>Instruction manual for the AVI-8 Hawker Hurricane Kent GMT Automatic Peanuts Snoopy Flying Ace Limited Edition watch (Model AV-4136). Learn how to set the time, date, second time zone, wind the mainspring, and understand water resistance ratings.</p>
	<p>AVI-8 Hawker Hurricane Classic Chronograph AV-4011 Instruction Manual</p> <p>Comprehensive instruction manual for the AVI-8 Hawker Hurricane Classic Chronograph AV-4011, covering time setting, chronograph functions, tachymeter usage, and bracelet resizing.</p>



[pdf]

AV 4088 trendyelements img cms |||

AVI_8 CAREY DUAL TIME Pour plus de dtails sur la montre merci de vous rfrer ce manuel d utilisation ou ce site : AVI-8.CO.UK Pour plus d informations Manuel d insctruction Vol. 1.88A EN **AV-4088** MULTI-FUNCTION WATCH Cette montre est quipe d une fonction multifonction unique avec lecture d un s...

lang:fr score:21 filesize: 2.94 M page_count: 10 document date: 2021-10-07

[pdf]

AV 4088 AVI 8 CO UK Trendy elementsAppuyez sur le bouton A ou B pour régler la deuxième aiguille afin qu elle indique l heure locale du second fuseau horraire Boutton 10 minute B trendyelements img cms srsltid AfmBOoo60FtpHSKISJiiEKIEIeAI172wC4OkK8F98U8huZOYFVY3kuDX elementsAVI B AVI Pour plus d informations Manuel insctruction Vol 1 88A EN CAREY DUAL TIME Page 2 MULTI FUNCTION WATCH Cette trendyelements

AfmBOoo60FtpHSKISJiiEKIEIeAI172wC4OkK8F98U8huZOYFVY3kuDXtrendyelements AfmBOor7hJNSTKYak2ohPHUQRUHYMYRkVAgTp9pxCid5y K6DNp8cZqV ||| ||| AVI_8 CAREY DUAL TIME Pour plus de dtails sur la montre merci de vous rfrer ce manuel d utilisation ou ce site : AVI-8.CO.UK Pour plus d informations Manuel d insctruction Vol. 1.88A EN AV-4088 MULTI-FUNCTION WATCH Cette montre est quipe d

AVI_8 CAREY DUAL TIME Pour plus de dtails sur la montre merci de vous rfrer ce manuel d utilisation ou ce site : AVI-8.CO.UK Pour plus d informations Manuel d insctruction Vol. 1.88A EN **AV-4088** MULTI-FUNCTION WATCH Cette montre est quipe d une fonction multifonction unique avec lecture d un s...

lang:fr score:20 filesize: 2.94 M page_count: 10 document date: 2021-10-07

