

Manuals+

[Q & A](#) | [Deep Search](#) | [Upload](#)

manuals.plus /

- › [Aisidra](#) /
- › [Aisidra V5.0 Bluetooth Transmitter Receiver User Manual](#)

Aisidra BA010

Aisidra V5.0 Bluetooth Transmitter Receiver

USER MANUAL

Model: BA010 | Brand: Aisidra

Introduction

Thank you for choosing the Aisidra V5.0 Bluetooth Transmitter Receiver. This 2-in-1 device is designed to seamlessly integrate Bluetooth functionality into your audio setup, allowing you to transmit audio from non-Bluetooth devices (like TVs, PCs, MP3 players) to Bluetooth headphones or speakers (TX mode), or receive audio from your smartphone to wired speakers or earphones (RX mode). This manual provides detailed instructions to help you get the most out of your device.



The Aisidra V5.0 Bluetooth Transmitter Receiver, shown with its 3.5mm audio and RCA cables.

Safety Information

Please read and follow these safety guidelines to ensure proper use and prevent damage to the device or injury:

- Ensure to use the device in a suitable environment, avoiding extreme temperatures and humidity.
- Do not dispose of batteries in fire.
- Replace batteries only with specified types.
- Keep the device away from water and other potential hazards.
- Do not attempt to disassemble or repair the device yourself. Refer to qualified service personnel.

What's in the Box

Verify that all items are present in the package:

- Aisidra V5.0 Bluetooth Transmitter Receiver (BA010)
- 3.5mm Audio Cable
- 3.5mm to RCA Audio Cable
- USB Charging Cable
- User Guide (this manual)

What's in the box



All components included in the Aisidra Bluetooth Transmitter Receiver package.

Product Overview and Features

The Aisidra Bluetooth Transmitter Receiver offers versatile audio connectivity with several key features:

- **2-in-1 Functionality:** Operates as both a Bluetooth transmitter (TX mode) for non-Bluetooth devices and a Bluetooth receiver (RX mode) for wired audio systems.
- **Stable Bluetooth 5.0 Connection:** Equipped with a Qualcomm Bluetooth 5.0 chip for stable, high-quality stereo sound, upgrading older audio devices without replacement.
- **Low Latency:** Minimizes audio delay to approximately 40ms, ensuring synchronized audio and video. (Note: Paired Bluetooth headphones/speakers must also support low latency technology for optimal performance).
- **Dual Device Pairing:** Connects to two Bluetooth headphones or speakers simultaneously, ideal for shared listening experiences.
- **Working While Charging:** The built-in battery provides up to 10 hours of use per charge, and the device can be used continuously while plugged into power.

Mode Diagram

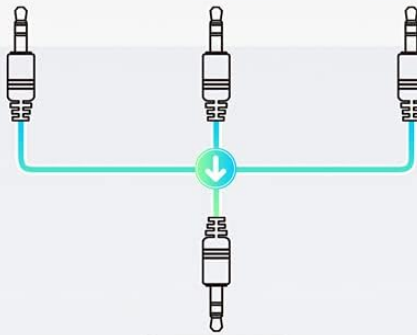
2-IN-1

Bluetooth Transmitter and Receiver

Transmitter Mode (TX)



TV Nintendo switch Computer



Bluetooth headphones



Wireless speaker

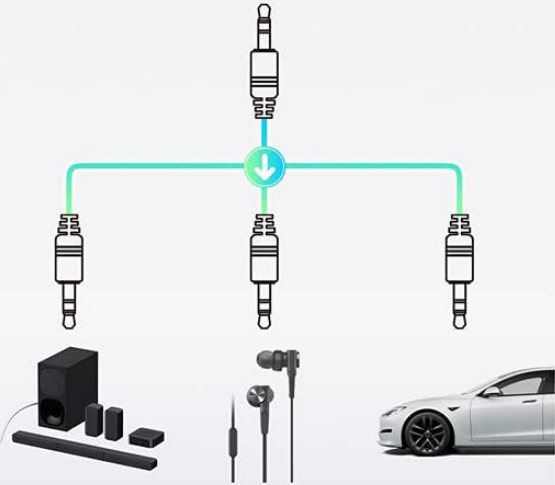
Receiver Mode (RX)



Smart phone



Tablet



Wired speaker

Wired earphones


Car stereo

Visual representation of the device's Transmitter (TX) and Receiver (RX) modes.

Advanced Bluetooth 5.0

Advanced Bluetooth 5.0

Stable signal and Hi-Fi stereo sound



The device features advanced Bluetooth 5.0 technology for superior audio performance.

Low Latency Performance

Low Latency Codec

Sound always keeps in sync with the TV



Qualcomm aptX[™]
low latency



Experience perfectly synchronized audio and video with low latency.

Dual Connection Capability

Dual Connection

Pairing 2 headphones at the same time



Share your audio experience by connecting two headphones at once.

Continuous Play While Charging

Play while Charging

10 hours working time & Rechargeable battery



Enjoy uninterrupted audio with the ability to charge the device during use.

Setup

Follow these steps to set up your Aisidra Bluetooth Transmitter Receiver:

1. **Charge the Device:** Before first use, fully charge the device using the provided USB charging cable. Connect the USB cable to a 5V USB power adapter (not included) and the other end to the device's charging port. The indicator light will show charging status.

2. **Select Mode (TX/RX):** Locate the TX/RX switch on the side of the device. Slide the switch to the desired mode:
 - **TX (Transmitter) Mode:** To send audio from a non-Bluetooth device (e.g., TV, PC) to Bluetooth headphones/speakers.
 - **RX (Receiver) Mode:** To receive audio from a Bluetooth device (e.g., smartphone) to wired speakers/earphones.
3. **Connect Audio Cable:** Connect the appropriate audio cable (3.5mm or 3.5mm to RCA) from the Aisidra device's audio port to the audio output/input port of your source/destination device.
4. **Power On:** Press and hold the power button until the indicator light turns on, indicating the device is powered on and ready for pairing.

Operating Instructions

TX (Transmitter) Mode Operation

In TX mode, the device transmits audio from a non-Bluetooth source to Bluetooth headphones or speakers.

1. Ensure the TX/RX switch is set to **TX**.
2. Connect the Aisidra device to the audio output (e.g., headphone jack, RCA output) of your TV, PC, MP3 player, etc., using the appropriate audio cable.
3. Power on the Aisidra device. It will automatically enter pairing mode (indicator light will flash).
4. Put your Bluetooth headphones or speakers into pairing mode.
5. Place the Aisidra device and your Bluetooth audio device close to each other. They should pair automatically within a few seconds. Once paired, the indicator light on the Aisidra device will turn solid.
6. Adjust the volume on your connected Bluetooth headphones/speakers or the source device.

RX (Receiver) Mode Operation

In RX mode, the device receives audio from a Bluetooth source (like a smartphone) and outputs it to wired speakers or earphones.

1. Ensure the TX/RX switch is set to **RX**.
2. Connect the Aisidra device to the audio input (e.g., AUX input) of your wired speaker, car stereo, or wired earphones using the appropriate audio cable.
3. Power on the Aisidra device. It will automatically enter pairing mode (indicator light will flash).
4. On your smartphone or other Bluetooth-enabled device, search for Bluetooth devices and select "Aisidra BA010" (or similar name) from the list to pair.
5. Once paired, the indicator light on the Aisidra device will turn solid.
6. Play audio on your smartphone, and it will be transmitted wirelessly to your wired audio system. Adjust volume from your smartphone or the wired audio system.

Dual Device Pairing (TX Mode)

The Aisidra device can connect to two Bluetooth headphones or speakers simultaneously in TX mode:

1. First, pair the Aisidra device with your first Bluetooth headphone/speaker as described in the TX Mode Operation section.
2. Once the first device is successfully paired, put your second Bluetooth headphone/speaker into pairing mode.
3. The Aisidra device will automatically search for and connect to the second device. Once both are connected, the indicator light will remain solid.
4. Audio will now be transmitted to both paired devices simultaneously.

Maintenance

To ensure the longevity and optimal performance of your Aisidra Bluetooth Transmitter Receiver, follow these maintenance tips:

- **Cleaning:** Use a soft, dry cloth to clean the device. Do not use liquid cleaners or aerosols.
- **Storage:** Store the device in a cool, dry place away from direct sunlight and extreme temperatures.
- **Battery Care:** Although the device can work while charging, avoid leaving it continuously plugged in for extended periods after it's fully charged to prolong battery life. If storing for a long time, charge the battery to about 50% every few months.
- **Handle with Care:** Avoid dropping the device or subjecting it to strong impacts.

Troubleshooting

If you encounter issues with your Aisidra Bluetooth Transmitter Receiver, refer to the following common problems and solutions:

Problem	Possible Cause	Solution
No sound or distorted audio	Incorrect mode selected; Loose audio cable connection; Volume too low; Device not paired.	Ensure TX/RX switch is in the correct position. Check all audio cable connections. Increase volume on both the Aisidra device and the connected audio device. Re-pair the devices.
Cannot pair with a device	Device not in pairing mode; Too far from the other device; Other device not in pairing mode; Interference.	Ensure the Aisidra device is powered on and its indicator light is flashing (pairing mode). Place devices within 1 meter of each other. Ensure the other Bluetooth device is also in pairing mode. Turn off other Bluetooth devices nearby to reduce interference.
Audio delay (latency)	Paired device does not support low latency codec.	For optimal low latency performance, ensure both the Aisidra device and your Bluetooth headphones/speakers support low latency codecs (e.g., aptX Low Latency). If not, some delay may be unavoidable.

Problem	Possible Cause	Solution
Device not turning on	Low battery; Faulty charging cable/adapter.	Charge the device fully. Try a different USB charging cable or power adapter.

Specifications

Feature	Specification
Model Number	BA010
Bluetooth Version	V5.0
Connectivity Technology	Bluetooth
Special Feature	Low Latency
Power Source	Battery Powered (1 Lithium Ion battery required)
Battery Life	Up to 10 hours (per full charge)
Material	Aluminum
Product Dimensions	1.88 x 1.39 x 0.43 inches
Item Weight	0.53 ounces
Manufacturer	Aisidra
Date First Available	September 2, 2021

Warranty and Support

The Aisidra Bluetooth Transmitter Receiver comes with a **1-year warranty** from the date of purchase, covering manufacturing defects. Please retain your proof of purchase for warranty claims.

For technical support, troubleshooting assistance, or warranty inquiries, please contact Aisidra customer service through the retailer's platform or the official Aisidra website. Provide your product model number (BA010) and a detailed description of the issue for faster service.

