



Manuals.plus /

› dOvOb /

› dOvOb Louvre Micro Building Blocks Set Instruction Manual

## dOvOb Louvre Micro Building Blocks Set

# dOvOb Louvre Micro Building Blocks Set Instruction Manual

Model: Louvre Micro Building Blocks Set (2885 Pieces)

Brand: dOvOb

## 1. INTRODUCTION

---

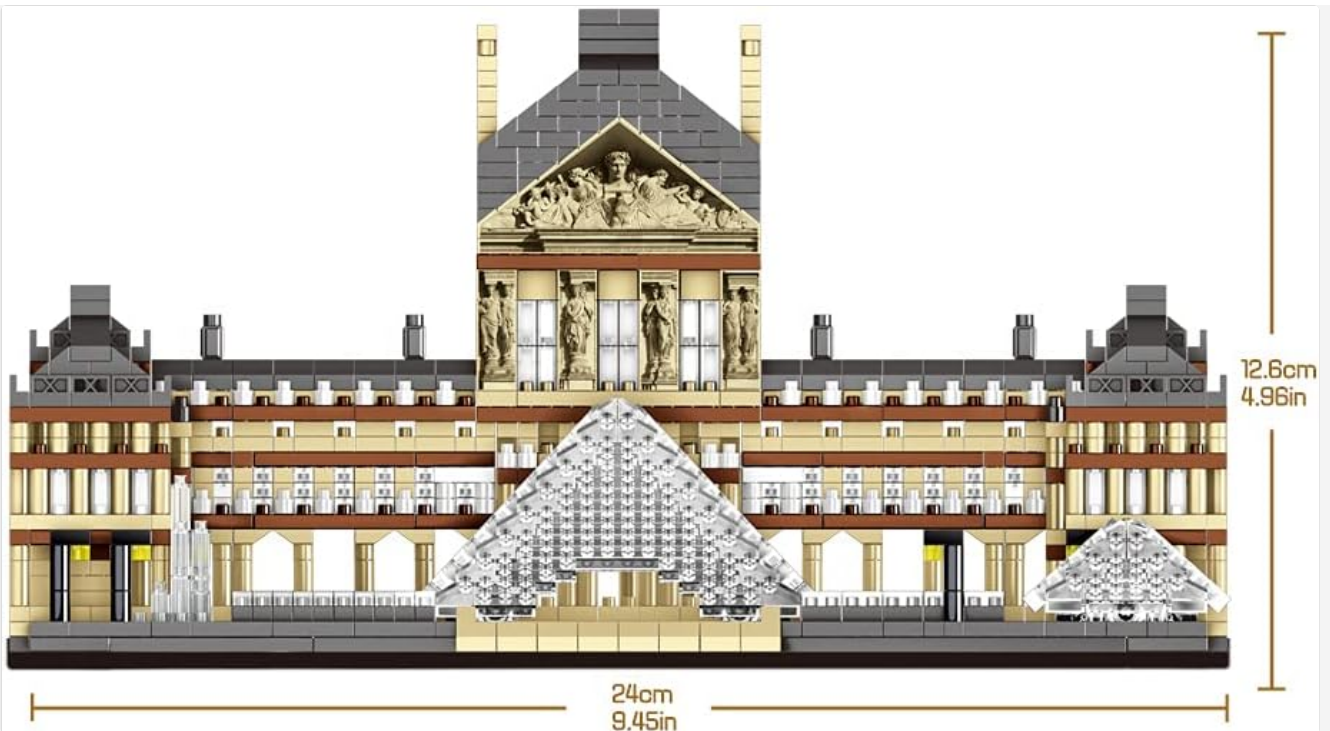
This manual provides detailed instructions for assembling the dOvOb Louvre Micro Building Blocks Set. This set allows you to construct a miniature replica of the iconic Louvre Museum, featuring intricate details due to its micro-block design. Please read all instructions carefully before beginning assembly.

## 2. WHAT'S INCLUDED

---

Your dOvOb Louvre Micro Building Blocks Set contains approximately 2885 micro-sized building blocks and a detailed instruction manual. The blocks are designed to be smaller than standard building blocks, enabling a higher level of detail in the finished model.

The set includes various block shapes and sizes necessary to construct the Louvre model, which measures over 12cm (4.96in) high, 24cm (9.45in) wide, and 16cm (6.3in) deep when completed.



*Image: Dimensions of the assembled dOvOb Louvre model.*



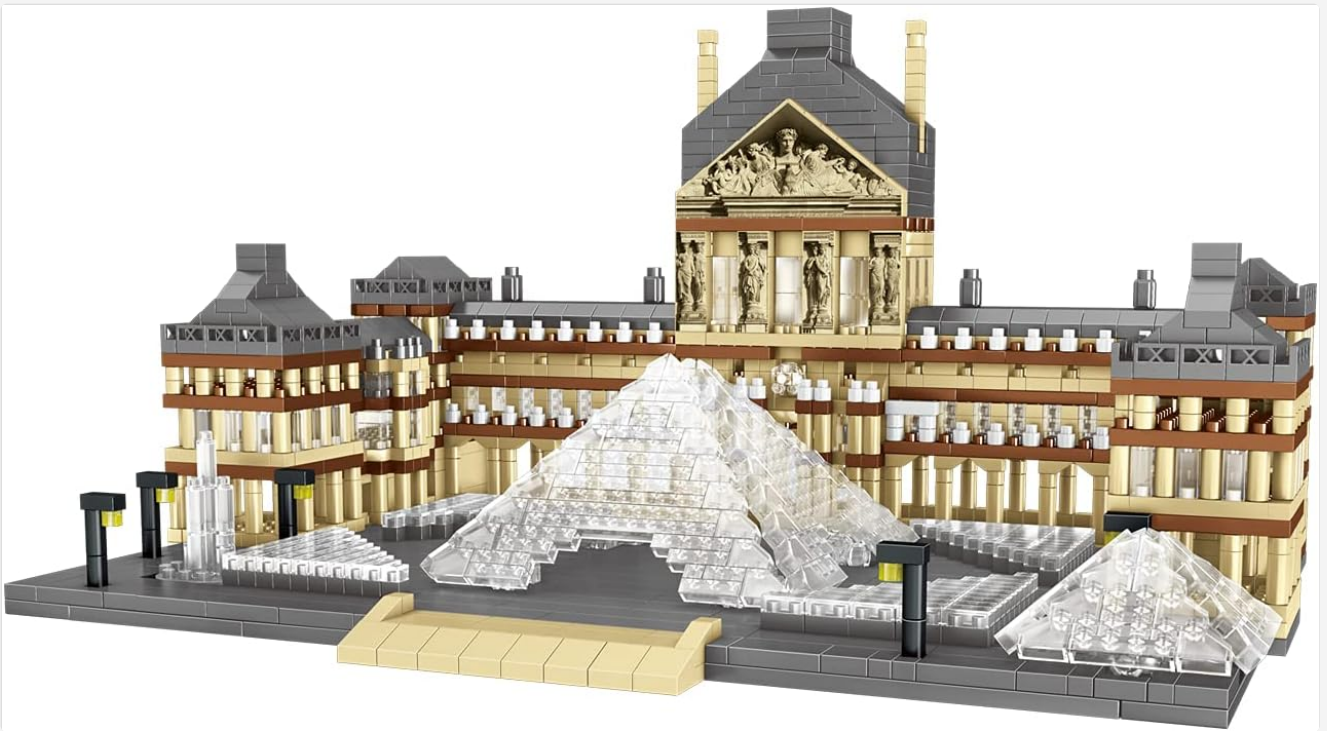
*Image: Illustration comparing the size of dOvOb micro blocks to standard blocks, highlighting the detail achievable.*

### 3. ASSEMBLY INSTRUCTIONS


Assembly of the dOvOb Louvre Micro Building Blocks Set requires careful attention to detail due to the small size of the pieces. Follow the included printed instruction manual step-by-step for the best results.

1. **Preparation:** Unpack all bags of blocks. It is recommended to sort pieces by color and shape to facilitate the building process.
2. **Follow the Manual:** The instruction manual provides clear, large-sized images for each building step. Pay close attention to the placement and orientation of each micro block.
3. **Layer-by-Layer Construction:** The model is typically built layer by layer, from the base upwards. Ensure each layer is securely connected before proceeding to the next.
4. **Precision:** Due to the small size of the blocks (as small as 4mm x 5mm), precision is key. Some users may find tweezers helpful for placing very small pieces.
5. **Structural Integrity:** Verify that all connections are firm to maintain the model's stability. The blocks are designed

for a tight fit.



*Image: The completed dOvOb Louvre Micro Building Blocks Set.*



*Image: Detailed view of the Louvre model's facade.*



*Image: Close-up of the transparent pyramid structure.*



require precise placement.

- **Model Instability:** Review previous steps in the instruction manual to ensure all connections are secure and no steps were missed.

## 6. SPECIFICATIONS

---

Feature	Detail
Product Dimensions	9.45 x 6.3 x 4.96 inches (24cm x 16cm x 12.6cm)
Item Weight	1.69 ounces
Number of Pieces	Approximately 2885
Recommended Age	14 years and up
Material	High-quality plastic
Manufacturer	LZ

## 7. SAFETY INFORMATION

---

**Warning: Choking Hazard - Small Parts.** This product contains small parts and is not suitable for children under 3 years of age. Adult supervision is recommended during assembly, especially for younger builders (14+ recommended).

Keep all packaging materials away from children to prevent suffocation hazards.

## 8. WARRANTY AND SUPPORT

---

dOvOb stands behind the quality of its products. For any issues regarding missing parts, defects, or assembly assistance, please contact dOvOb customer support. Refer to the product packaging or the dOvOb official website for specific contact information.