

## Serta ST54-0204

# Serta Luxuriously Soft Plush Electric Blanket Instruction Manual

Model: ST54-0204

## INTRODUCTION

---

Thank you for choosing the Serta Luxuriously Soft Plush Electric Blanket. This manual provides essential information for the safe and efficient use of your electric blanket. Please read all instructions carefully before use and retain this manual for future reference.



Image: The Serta Luxuriously Soft Plush Electric Blanket in Smoke Grey, spread out on a bed with two controllers visible.

## SETUP INSTRUCTIONS

---

1. **Unpack:** Carefully remove the electric blanket and controllers from the packaging.
2. **Position the Blanket:** Spread the electric blanket evenly over your mattress. Ensure the blanket is not bunched, folded, or wrinkled.
3. **Connect Controllers:** For Queen and larger sizes, two controllers are provided. Connect each controller to its designated port on the blanket. Ensure connections are secure.
4. **Plug In:** Plug the power cords from the controllers into separate 120V/60Hz electrical outlets. Ensure the cords are loose and not twisted or pinched.

## Dual Controllers for size Queen & larger







-  11ft Extended Cord - Effortless Access
-  10 Heat Level Setting With LCD Display
-  1-12H Timer Auto-Off - 1-Hour Increments
-  Durable Heavy Duty Insulated cord
-  6ft power cord
-  Input voltage 120v /60hz



Image: A close-up view of two Serta electric blanket controllers, highlighting their features including 11ft extended cord, 10 heat level setting with LCD display, 1-12H timer auto-off, durable heavy-duty insulated cord, 6ft power cord, and input voltage 120V/60Hz.

## OPERATING INSTRUCTIONS

### Controller Functions:

- **ON/OFF Button:** Press to turn the blanket on or off.
- **Heat Setting Buttons (+/-):** Adjust the heat level from 1 to 10. The current setting is displayed on the LCD.
- **Timer Button:** Set the auto-shut off timer from 1 to 12 hours. The blanket will automatically turn off after the selected duration.

### Using Your Electric Blanket:

1. **Power On:** Press the ON/OFF button on the controller.
2. **Select Heat Level:** Use the '+' or '-' buttons to choose your desired heat setting (1-10). Start with a lower setting and adjust as needed.
3. **Set Timer (Optional):** Press the Timer button to select an auto-shut off duration from 1 to 12 hours. If no timer is set, the blanket will operate until manually turned off or until its default safety shut-off.
4. **Dual Zone Heating (Queen and Larger Sizes):** Each controller operates an independent heating zone, allowing two users to customize their warmth settings.





Image: An illustration demonstrating dual zone heating, showing two individuals in bed with separate temperature controls and heat distribution ranging from 85°F to 105°F on each side.



Image: A detailed view of the Serta electric blanket controller, showing the ON/OFF, Timer, and Heat buttons, an LCD display, and indicators for 10 heat setting levels and a 1-12 hour auto shut-off timer.

## CARE AND MAINTENANCE

### Washing Instructions:

1. **Disconnect:** Always disconnect the controller(s) from the blanket and unplug from the wall outlet before washing.
2. **Pre-soak (Optional):** For best results, pre-soak the blanket for 15 minutes in mild soap and cold water.
3. **Machine Wash:** Wash on a delicate cycle in cold water with minimal detergent.
4. **Rinse:** Rinse thoroughly.
5. **Spin Cycle:** Remove the blanket immediately after the spin cycle to prevent creasing.

## Drying Instructions:

- **Tumble Dry:** Tumble dry on medium or low heat for approximately 5 minutes.
- **Air Dry:** Gently stretch the blanket to its original size and hang to finish drying.
- **Do Not:** Do not use clothespins, and do not iron the blanket.

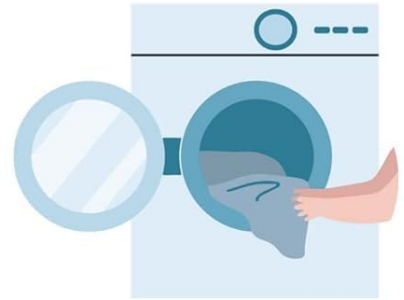
# WASHING



Wash by Hand or  
With Delicate Cycle



Wash & Rinse in Cold Water,  
Minimal Detergent



Remove Immediately  
After Spin Cycle

**5 mins**




Tumble Dry on Medium  
or Low for 5 Minutes

# DRYING



Gentle Stretch and  
Hang to Finish Drying



Do Not Hang with  
Clothespins



Do Not Iron

Image: An infographic detailing the washing process (hand wash or delicate cycle, cold water, minimal detergent, remove after spin) and drying process (tumble dry low for 5 minutes, hang to dry, do not use clothespins, do not iron).

## SAFETY GUIDELINES

To ensure safe operation and prolong the life of your Serta Electric Blanket, please adhere to the following guidelines:

### Do's:

- Keep the controller uncovered when in use to prevent overheating.
- Spread the blanket out evenly on the bed.

- Keep the power cord loose, ensuring it is not twisted or pinched.

### Don'ts:

- Do not lay on top of the blanket to prevent damage to internal coils.
- Do not ball up your blanket while it is on.
- Do not fold your blanket while it is on.
- Do not use this heated product on waterbeds, bunk beds, adjustable mechanical beds, or children's cribs and beds.



Image: An infographic illustrating correct usage (controller uncovered, blanket spread evenly, loose cord) and incorrect usage (lying on top, balling up, folding while on) of an electric blanket.

## TROUBLESHOOTING

### Q: Why is my light blinking?

A: Unplug and reconnect the blanket to try again. Ensure the controller is well connected. If the issue persists, please

contact customer support.

**Q: My controller feels warm to the touch. Is this a problem?**

A: No. The control will feel warm (not hot) to the touch when functioning properly. Even when the controller is on, small amounts of electricity will cycle through it, which may make the controller warm.



Image: A section titled "Frequently Asked Questions" addressing common issues such as a blinking light and a warm controller, providing solutions.

**PRODUCT SPECIFICATIONS**

Model Name	Plush Throw Ultra Soft Knitted Electric Blanket
Model Number	ST54-0204
Material	Microlight (100% Microlight to Polyester)
Color	Smoke Grey
Size (Queen)	90"L x 84"W
Heat Settings	10 Levels
Auto Shut-Off Timer	1-12 Hours
Power Cord Length	6 ft
Controller Cord Length	11 ft
Input Voltage	120V/60Hz
Certification	ETL Certified
Care Instructions	Machine Washable

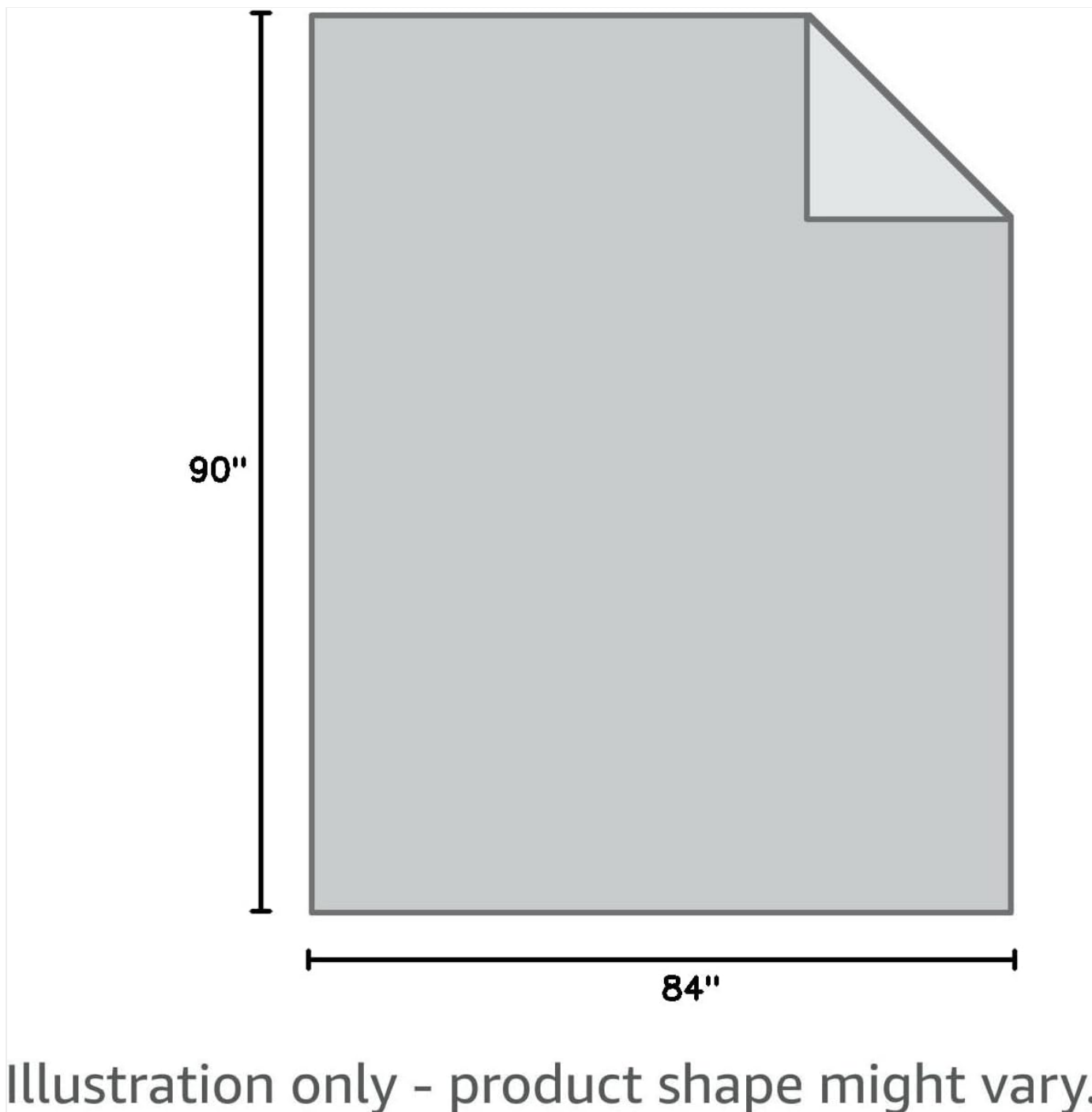


Image: A diagram illustrating the dimensions of the Queen size electric blanket, measuring 90 inches in length by 84 inches in width.

## WARRANTY AND SUPPORT

---







Your Serta Luxuriously Soft Plush Electric Blanket is backed by a **5-year limited manufacturer's warranty**. This warranty covers defects in materials and workmanship under normal use.

For warranty claims, technical support, or any product-related inquiries, please contact Serta customer service. Refer to the product packaging or the official Serta website for the most current contact information.



© 2023 Serta. All rights reserved.



	<p><a href="#"><u>Serta Heated Blanket &amp; Mattress Pad User Manual - Setup, Features, and Care</u></a></p> <p>Comprehensive user manual for Serta heated blankets and mattress pads. Includes setup instructions, controller features, safety guidelines, care and maintenance, troubleshooting, and warranty information.</p>
	<p><a href="#"><u>Serta Heated Product User Manual - Setup, Care, and Warranty</u></a></p> <p>Comprehensive user manual for Serta heated products, covering setup procedures, controller features, troubleshooting, safety essentials, care and maintenance instructions, and warranty information from Perfect Fit Industries.</p>
	<p><a href="#"><u>Serta Safe &amp; Warm™ Heated Blanket, Throw, and Mattress Pad User Manual</u></a></p> <p>Comprehensive user manual for Serta Safe &amp; Warm™ electric blankets, throws, and mattress pads, covering setup, operation, care, safety, troubleshooting, and warranty information.</p>
	<p><a href="#"><u>Serta Heated Blanket User Manual and Operation Guide</u></a></p> <p>Comprehensive guide for Serta heated blankets, covering important warnings, operation instructions, troubleshooting, maintenance, and warranty information. Includes product specifications for Twin, Full, Queen, and King sizes.</p>
	<p><a href="#"><u>Serta Heated Throw User Manual and Operation Guide</u></a></p> <p>User manual and operation guide for the Serta Heated Throw, including important safety instructions, usage guidelines, troubleshooting, maintenance, and warranty information.</p>
	<p><a href="#"><u>Serta Safe &amp; Warm Warming Products User Manual and Warranty</u></a></p> <p>Comprehensive user manual and warranty information for Serta Safe &amp; Warm warming products, including setup, care, troubleshooting, and safety guidelines. Learn how to safely use, clean, and maintain your electric blanket, mattress pad, or throw.</p>