

Artist Unknown speaker

30W Portable Bluetooth Speaker User Manual

Model: speaker

PRODUCT OVERVIEW

This 30W Portable Bluetooth Speaker is designed to deliver powerful stereo sound with deep bass, perfect for parties, family karaoke, and general music listening. It features Bluetooth 5.0 for stable wireless connectivity, a built-in microphone for karaoke and calls, and multiple playback options including USB, TF card, and AUX input. Its portable design and robust features make it an ideal companion for various audio needs.



Image: Front view of the 30W Portable Bluetooth Speaker, showcasing its dual woofers with integrated colorful LED lighting and a sleek black finish.

KEY FEATURES

- **Powerful Audio Output:** 30W PMPO for rich, clear sound and strong bass.
- **Bluetooth 5.0 Connectivity:** Ensures stable and efficient wireless streaming from compatible devices.
- **Integrated Microphone:** Built-in microphone for hands-free calls and karaoke functions.
- **Multiple Playback Options:** Supports MP3 playback via USB drive, TF (MicroSD) card, and AUX input.
- **TWS (True Wireless Stereo) Function:** Allows connection of two speakers for a wider stereo sound experience.
- **FM Radio:** Built-in radio tuner for listening to your favorite stations.

- **Waterproof Design:** Provides protection against splashes, suitable for outdoor use.
- **Portable Design:** Column-style speaker with a handle for easy transport.
- **LED Display:** For easy navigation and status indication.
- **Colorful LED Lights:** Dynamic lighting effects on the woofers enhance the party atmosphere.

PACKAGE CONTENTS

Please check the package carefully to ensure all items are present and in good condition.

- 1 x 30W Portable Bluetooth Speaker
- 1 x Wired Microphone
- 1 x Charging Cable (USB)
- 1 x User Manual (this document)



Image: The portable Bluetooth speaker shown alongside its included wired microphone and charging cable, illustrating the complete package contents.

SETUP GUIDE

1. Charging the Speaker

Before first use, fully charge the speaker. Connect the provided USB charging cable to the speaker's charging port and the other end to a USB power adapter (not included) or a computer's USB port. The LED indicator will show charging status and turn off or change color when fully charged.

2. Power On/Off

- To power on, press and hold the **Power button** for a few seconds until the speaker powers on and you hear an audible prompt.
- To power off, press and hold the **Power button** again until the speaker powers off.

3. Bluetooth Pairing

1. Ensure the speaker is powered on and in Bluetooth mode. If not, press the **Mode button** to switch to Bluetooth mode. The LED display will indicate "BT" and you will hear a pairing prompt.
2. On your mobile device (smartphone, tablet, etc.), enable Bluetooth and search for available devices.
3. Select "[Speaker Model Name/ID]" from the list of found devices.
4. Once paired, the speaker will indicate a successful connection, and you can start playing audio.

4. Microphone Connection

Insert the microphone's 6.35mm (1/4 inch) jack into the microphone input port on the speaker. The microphone is ready for use once connected.

5. TWS (True Wireless Stereo) Pairing (Optional)

To use two identical speakers for a stereo experience:

1. Ensure both speakers are powered on and in Bluetooth mode, but not connected to any device.
2. On one of the speakers (this will be the primary speaker), press and hold the **TWS button** (or a dedicated pairing button, refer to speaker controls if different) until you hear a pairing prompt.
3. The two speakers will automatically search and connect to each other. Once connected, you will hear a confirmation sound.
4. Now, connect your mobile device to the primary speaker via Bluetooth as described in step 3. Audio will play through both speakers in stereo.

OPERATING INSTRUCTIONS

1. Audio Playback

- **Bluetooth Mode:** After successful pairing, play music from your connected device. Use the speaker's **Play/Pause**, **Next Track**, and **Previous Track** buttons to control playback.
- **USB/TF Card Mode:** Insert a USB drive or TF (MicroSD) card with MP3 audio files into the respective port. The speaker will automatically switch to USB/TF mode and begin playback.
- **AUX Mode:** Connect an external audio device (e.g., MP3 player, computer) to the speaker's AUX input using a 3.5mm audio cable (not included). Press the **Mode button** to switch to AUX mode.
- **FM Radio Mode:** Press the **Mode button** to switch to FM radio mode. Press the **Play/Pause button** to auto-scan and save available stations. Use **Next/Previous Track buttons** to switch between saved stations.

2. Volume Control

Rotate the **Volume knob** on the speaker to increase or decrease the master volume. You can also adjust volume from your connected device.

3. Karaoke Function

With the wired microphone connected, simply play your desired karaoke track. Your voice will be amplified through the speaker. Adjust microphone volume if available on the speaker, or use the master volume.

4. Phone Function (Hands-Free Calling)

- When a call comes in while connected via Bluetooth, the music will pause.
- Press the **Play/Pause button** to answer the call.
- Press the **Play/Pause button** again to end the call.

- Press and hold the **Play/Pause button** to reject an incoming call.

MAINTENANCE

- **Cleaning:** Use a soft, dry cloth to wipe the speaker's surface. Do not use abrasive cleaners, alcohol, or other chemical solvents, as they may damage the finish.
- **Storage:** Store the speaker in a cool, dry place away from direct sunlight and extreme temperatures.
- **Battery Care:** To prolong battery life, avoid fully discharging the battery frequently. Charge the speaker regularly, even if not in use for extended periods (e.g., once every 3 months).
- **Water Resistance:** While waterproof, avoid submerging the speaker in water. Ensure all ports are securely closed before exposure to water.

TROUBLESHOOTING

Problem	Possible Cause	Solution
Speaker does not power on.	Low battery; Power button not pressed correctly.	Charge the speaker fully. Press and hold the Power button for a few seconds.
No sound from speaker.	Volume too low; Incorrect mode selected; Device not connected.	Increase speaker and device volume. Ensure correct mode (Bluetooth, USB, AUX) is selected. Reconnect Bluetooth device.
Bluetooth connection fails.	Speaker not in pairing mode; Device Bluetooth off; Too far from speaker.	Ensure speaker is in Bluetooth pairing mode. Turn Bluetooth on/off on your device. Move device closer to speaker (within 10 meters).
Microphone not working.	Microphone not fully inserted; Microphone faulty.	Ensure microphone jack is fully inserted into the port. Test with another microphone if available.
TWS pairing fails.	Speakers not in TWS pairing mode; Too far apart.	Ensure both speakers are in TWS pairing mode and close to each other. Power cycle both speakers and try again.

SPECIFICATIONS



Image: Diagram illustrating the dimensions of the portable Bluetooth speaker, with a height of 399mm and a width of 170mm.

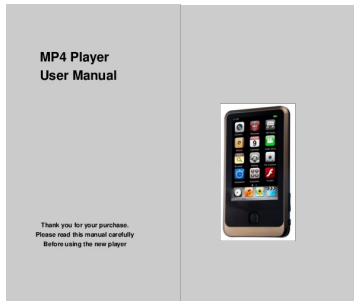
Feature	Detail
Output Power	30W (PMPO)
Bluetooth Version	5.0
Frequency Range	60Hz-23KHz
Impedance	2 Ohm
Connectivity	Bluetooth, USB, TF Card, AUX
Material	Plastic
Waterproof Rating	Yes (Splash-proof)
Built-in Microphone	Yes
Channels	2 (2.0 Stereo)
Dimensions (Approx.)	Height: 399mm, Width: 170mm

WARRANTY AND SUPPORT

This product comes with a standard manufacturer's warranty. For specific warranty terms and conditions, please refer to the warranty card included in your product packaging or contact the retailer where you purchased the product. For technical support, troubleshooting assistance, or any questions regarding your speaker, please contact the customer support team of the brand or your retailer. Please have your product model number and purchase details ready when contacting support.

Brand: Artist Unknown

Documents - Artist Unknown – speaker



[\[pdf\]](#) User Manual Instructions Guide

GL3966 Design Spec Davide TS350 Operating Instructions User Guide for Mpman mp3 mp4 Player Free Instruction Manual ENG central manuals player mp man |||

MP4 Player User Manual Thank you for your purchase. Please read this manual carefully Before using t ... TMAP supported Built-in lithium battery Supporting operating the player while charging Built-in **speaker**, Earphone/**Speaker** can be shifted automatically Music Select in Main Interface to enter Mus...

lang:es **score:46** filesize: 918.32 K page_count: 40 document date: 2013-05-24



[\[pdf\]](#) User Manual Instructions Guide Declaration of Conformity

Microsoft Word TS350 A11 english manual doc sales9 TS340 Operating Instructions User Guide for Mpman mp3 mp4 Player Free Instruction Manual 350 EN central manuals player mp man |||

FOR MODEL NO TS350 EN MP3 Video Player with Touchscreen Control Instruction Manual Please read th ... P supported z Built-in lithium battery z Supporting operating the player while charging z Built-in **speaker**, Earphone/**Speaker** can be shifted automatically Music 4 Select in Main Interface to enter ...

lang:de **score:44** filesize: 1.26 M page_count: 40 document date: 2014-01-31



[\[pdf\]](#) User Manual Guide Declaration of Conformity

Microsoft Word HS 2802 8GB Manual Fr Mar17 11Final doc Vincent User Guide for Hip Street mp3 mp4 Player Free Instruction EN central manuals player hip street |||

HS-2802 User Manual 2011-3-14 HS-2802 User Manual Table of contents Table of contents..... : Calculator, Calendar, Stopwatch, File Browser. Micros SD Memory Card Expansion. Built-in internal **speaker**. Built-in rechargeable battery. USB2.0 high-speed data transfer. Multi-task operation. Page ...

lang:es **score:36** filesize: 502.1 K page_count: 38 document date: 2011-05-25




[\[pdf\]](#) Troubleshooting Guide Specifications Guide

Help Guide Top hap s1 help guide en docs sony release |||

Help Guide HDD AUDIO PLAYER HAP-S1 Use this Help Guide when you have any questions on how to use you ... o before starting to use the HDD AUDIO PLAYER.....30 Prep 1. Connecting **speakers**.....

lang:en **score:24** filesize: 1.56 M page_count: 173 document date: 2014-10-14



[\[pdf\]](#) User Manual Guide Accessories

About the HDD AUDIO PLAYER Sony Help Guide Web manual HAP Z1ES The is a music player that allows you to transfer and store High Resolution Audio files such as DSD various other formats of audio W0014474M sony electronics support res manuals W001

HDD AUDIO PLAYER HAP-Z1ES About the HDD AUDIO PLAYER Features of the HDD AUDIO PLAYER 1 Playable a ... formats are supported. Playing formats other than those above may produce noise or even damage the **speakers** if played at a high volume. 3 About the HDD AUDIO PLAYER How to make and enter selections... lang:en **score:23** filesize: 773.58 K page_count: 152 document date: 2017-02-02



[\[pdf\]](#) User Manual Warranty

SR6004 5004 N 00 cover indd marantsuinsatsubutsu SR5004 Refer to the instruction manual of TV or display be connected unit for ENTER button Manual Setup 2005 2009 2020 2035 2057 User bulletin qualifi au s3 ap southeast 2 amazonaws Marantz Owners

SVENSKA ITALIANO ESPAOL NEDERLANDS DEUTSCH FRANAIS ENGLISH AV Surround Receiver SR6004 SR5004 ... ertical expressiveness added to the existing horizontal sound field through the use of front height **speakers**. HD Audio decoder This unit incorporates a high-sound-quality HD audio decoder that employs...

lang:nl **score:23** filesize: 21.14 M page_count: 88 document date: 2009-07-13



[\[pdf\]](#) User Manual Warranty Borchure

15 Digital Photo Frame with 4GB Built in Memory Remote Control Instructional Manual Registration Warranty Card Signage Solution Aluratek s Frames are a great digital signage solution Place on any sturdy table surface or mount the frame wall your place of business to enhance message customers Showcase videos product service 1011052461 content etilize Manufacturer Brochure DIGITAL PHOTO FRAMES ADMPF315F_ Product Reference Sheet 15 Digital Photo Frame with 4GB Built-in M ... 5 TFT true color LCD at 1024 x 768 resolution 4:3 aspect ratio High quality frame with built-in **speakers** easy to use controls Supports various picture, video and audio formats as most file form... lang:en **score:22** filesize: 645.2 K page_count: 3 document date: 2014-10-12

[\[pdf\]](#) User Manual Instructions

1 indb marantsuinsatsubutsu AV Surround Receiver SR6004 SR5004 Marantz User Manual Refer all servicing to qualified service personnel The unit s SBL HL terminal and SBR HR serve as terminals for surround back speakers the instruction manual of TV or display be connected detailed information regarding HDMI * HDCP High bandwidth presence important operating maintenance instructions in IMPORTANT SAFETY INSTRUCTIONS 2012 2017 2018 2019 2021 2034 BOSE NOTE This equipment has been tested found comply with limits a Class B digital device pursuant Part 15 FCC Rules 5004 U EN 542892610 marantz media files documentmaster marantzna us sr6004 u en images na ssl amazon G 01 00 05 42 89 26 Files DocumentMaster MarantzNA US ESPAOL FRANAIS ENGLISH AV Surround Receiver SR6004 SR5004 CAUTION RISK OF ELECTRIC SHOCK DO NOT ... ertical expressiveness added to the existing horizontal sound field through the use of front height **speakers**. HD Audio decoder This unit incorporates a high-sound-quality HD audio decoder that employs... lang:en **score:22** filesize: 20.59 M page_count: 96 document date: 2009-08-04




[\[pdf\]](#) Troubleshooting Guide Guide


Help Guide Top ASONYHAPZIES HG musicdirect 80 documents Help Guide HDD AUDIO PLAYER HAP-Z1ES Use this Help Guide when you have any questions on how to use y ... a built-in antenna for wireless LAN. Make sure to keep a distance between the HDD AUDIO PLAYER and **speakers** or other devices to maintain good wireless communication. Hint We recommend using a wired L... lang:en **score:19** filesize: 2 M page_count: 206 document date: 2013-12-20



[\[pdf\]](#) User Manual Owner's Manual Instructions Specifications Warranty

CONTENTS MG Motor UK Important Safety Instructions about Using Child Restraints the operation or specification of your car Authorised Repairer will be glad to ZS Owner Manual mg co uk sites default files 2021 11 ||| CONTENTS Preface..... e or Enabled function. In Private Mode, you may continue with the call using the mobile phone; the **speakers** and microphone of the 93 AIR CONDITIONING AND AUDIO SYSTEMS Infotainment system will be... lang:en **score:19** filesize: 47.77 M page_count: 324 document date: 2020-02-20



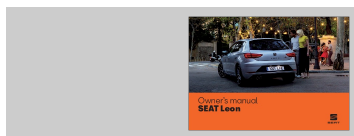


[\[pdf\]](#) User Manual Quick Start Guide Instructions Specifications Guide Declaration of Conformity Label

DMRBW500GN RQT9131 L eng book Quick Start Guide OK RETURN ≥On It is possible to start quickly from the power off state ≥Off will go into Power Save mode when turned rqt9131 I panasonic content dam Panasonic support manual Blu ray English

Quick Start Guide Basic operations Operating Instructions Blu-ray Disc Recorder Model No.DMR-BW500 ... round1 V.Surround2 2-channel or over only Enjoy a surround-like effect if you are using two front **speakers** only. Turn V.Surround off if it causes distortion. Check the surround function on the con...

lang:en **score:19** filesize: 13.93 M page_count: 120 document date: 2008-05-12



[\[pdf\]](#) User Manual Owner's Manual Instructions Documentation

11 19 Owner s manual Leon SEAT The printed instruction contains rele vant information about the use of vehicle and Infotainment System digital version manuals more in depth It is available on 39 official website To view Fig 1 scan QR code LEON EN seat co uk datamanual leon my20 w48 en

Owner s manual SEAT Leon Vehicle identification data Model: Vehicle Registration:

Vehicle identifi ... e been removed or if the panels have not been correctly fitted.

Never drive the vehicle if the loud**speakers** in the door panels have been removed, unless the holes left by the loud**speakers** have been c...

lang:en **score:18** filesize: 8.55 M page_count: 396 document date: 2019-10-07




[\[pdf\]](#) User Manual

NAD Manuals Theatre Series T748 T 748 Manual CHINESE v2 Electronics T748r2 chi OM v04 nadelectronics 2016 09 |||

SVENSKA NEDERLANDS DEUTSCH ITALIANO PORTUGUS ESPAOL FRANAIS AV T 748 ... 18 NAD IPDiPodT748 ... 35 ITALIANO **SPEAKER** SETUP. 19 iPod

lang:af **score:18** filesize: 3.48 M page_count: 40 document date: 2014-01-29



[\[pdf\]](#) User Manual

LOGIK 24 Full HD LED TV L24FE13I Manual currys ssl cdn dixons manuals |||

Instruction Manual 24 Full HD LED TV L24FE13I L24FE13I_IB.indd 1 24/03/2014 15:02 WE KNOWHOW TO ... nly accessible if User was selected from Sound Mode. Balance: Adjusts the sound from left and right **speakers**. SRS TruSurround HD: On - Off. SPDIF: Off - PCM - Auto - Multi. Channel Menu Channel Pic...

lang:en **score:18** filesize: 7.63 M page_count: 40 document date: 2014-03-24

[\[pdf\]](#) User Manual Owner's Manual Instructions Documentation

575012720BF AT E C A Owner s manual wards backwards in this refer to the travel direction of vehicle unless other-wise stated The audiovisual material is only meant help users better understand some features car It not a replacement for instruction Access instruc-tion see complete information and warnings Cupra Ateca s3cf792cad773e861 jimcontent version 1590834289 module 15723596222 name When it unlocked manually driver door opens t automotive-manuals net app

ATEC A Owner s manual <https://www.automotive-manuals.net/> Vehicle identification data Model: Vehic ... e been removed or if the panels have not been correctly fitted. Never drive the vehicle if the loud**speakers** in the door panels have been removed, unless the holes left by the loud**speakers** have been c...

lang:en **score:18** filesize: 2.98 M page_count: 372 document date: 2020-05-30



[\[pdf\]](#) User Manual Quick Start Guide Instructions Guide Declaration of Conformity Label

Operating Instructions Blu ray Disc Recorder Model No DMR Panasonic does not accept any responsibility for damages directly or indirectly due to type It is recommended that you use s HDMI cable B001Y8Y7XI V205302785 images eu ssl amazon G 08 electronics manuals classe2

Quick Start Guide P8 15 Operating Instructions Blu-ray Disc Recorder Model No. DMR-BS850EB DMR-BS7 ... y High Bit rate Audio and Video50 Enjoying High Bit rate Audio with 7.1ch **speaker**50 Regarding 24p output

lang:en **score:18** filesize: 5.04 M page_count: 144 document date: 2009-07-02



[\[pdf\]](#) User Manual Quick Start Guide Instructions Guide Declaration of Conformity Label

DMR XW450 GL en indb tazuke ka Quick Start Guide Regarding DR HG HX HE HL mode This unit will record the high denition quality programmes 1 of digital broadcast onto HDD with rqt9429 1l panasonic content dam Panasonic support manual DVD Recorder English

Getting started Quick Start Guide Operating Instructions DVD Recorder Model No. DMR-XW450 DMR-XW35 ... kHz, surround audio is mixed and recorded in front LR channels. Audio will be output from two front **speakers** only, even if you play it on 5.1 ch **speaker** connection. Recording method :Possible, :Im...

lang:en **score:17** filesize: 10.11 M page_count: 120 document date: 2009-04-08



[\[pdf\]](#) User Manual Owner's Manual

070XDVD210 Dual XDVD210 DVD Receiver CRUTCHFIELD COM HNEWBERRY owner s manual receiver at Crutchfield crutchfieldonline ImageBank v20181212050500 Manuals 070 |||

XDVD210 INSTALLATION/OWNER S MANUAL DVD Multimedia Receiver with 6.2 Touch Screen Display - 411111 ... ed or incorrect voltage Black wire not connected Fuse blown **Speaker** wires not connected One or mores**speaker** wires touching each other or touching chassis ground Yellow or red wire touching chassis gro...

lang:en **score:17** filesize: 2.11 M page_count: 36 document date: 2018-12-12





[\[pdf\]](#) User Manual

VISO TWO DVD CD Receiver Russian Manual nadelectronics 2017 03

VISOTWO DVD Receiver SVENSKA NEDERLANDS DEUTSCH ITALIANO ESPAOL FRANAIS ENGLISH ... pean version only North American version only VISO TWO . , .

1 **SPEAKERS**: L R **SPEAKERS** . - - , ...

lang:es **score:17** filesize: 2.42 M page_count: 36 document date: 2013-02-19



[\[pdf\]](#) User Manual Instructions

MARANTZ SR5004 01 MANUAL Manual Hub drive google file d 1jLdXC5HoeIBxv7gfJ3H X1 XR70rUBza preview |||

ESPAOL FRANAIS ENGLISH AV Surround Receiver SR6004 SR5004 https://manual-hub.com/ CAUTION RISK ... ertical expressiveness added to the existing horizontal sound field through the use of front height **speakers**. HD Audio decoder This unit incorporates a high-sound-quality HD audio decoder that employs...

lang:en **score:16** filesize: 21.54 M page_count: 96 document date: 2023-10-13



[\[pdf\]](#) User Manual Reference Guide Guide Warranty

SPRINT MOTOROLA I886 01 MANUAL Manual Hub drive google file d

1W92PkX9FNvDY421vreGys5JxlqqieYJ preview |||

https://manual-hub.com/ https://manual-hub.com/ Nextel Direct Connect Make a Direct Connect Call ... manual-hub.com/ Phone Basics Key and Connector Functions 1. **Speaker** Button lets you turn the **speaker** phone on or off during a call. From the home screen, pressing the **Speaker** button turns Direc...

lang:en **score:16** filesize: 6.43 M page_count: 151 document date: 2023-10-27



[\[pdf\]](#) User Manual

T 748 v2 Manual CHINESE NAD Electronics T748r2 chi OM v04 nadelectronics 2017 02 |||

SVENSKA NEDERLANDS DEUTSCH ITALIANO PORTUGUS ESPAOL FRANAIS AV T 748 ... 18 NAD IPDiPodT748 ... 35 ITALIANO **SPEAKER** SETUP. 19 iPod

lang:af **score:16** filesize: 3.48 M page_count: 40 document date: 2014-01-29



[\[pdf\]](#) User Manual

VISO FIVE DVD CD Surround Sound Receiver Russian Manual nadelectronics 2017 03 |||

VISO FIVE DVD Surround Sound Receiver SVENSKA NEDERLANDS DEUTSCH ITALIANO ESPAOL FRANCAIS ... ALIANO DEUTSCH NEDERLANDS 1 2 3 4 5 6

VISO FIVE . . . 1 **SPEAKERS**: FRONT L, FRONT R, SURR R, SURR L CENTER **SPEAKERS** . - ...

lang:es **score:16** filesize: 2.29 M page_count: 38 document date: 2009-05-08



[\[pdf\]](#) User Manual Owner's Manual Instructions Documentation

Owner s manual SEAT instruction Access the to see complete information and warnings The features marked with an asterisk are included by default only in certain versions of model supplied as op tional for or fered countries Trademarks ® ab MSPLUS NS NSPLUS ATECA 07 18 EN seat co uk datamanual infotainment media system plus navi my19 w31 en This contains recom mendations suggestions advice about It is not a replacement

Owner s manual Media System Plus Navi System Navi System Plus Ateca About this manual This manual ... Plus discs, Dual Discs or Flip Discs, as these are thicker than normal CDs. CAUTION The vehicle loud**speakers** may be damaged if the volume is too high or the sound is distorted. General instructions fo...

lang:en **score:16** filesize: 4.11 M page_count: 106 document date: 2018-07-24



[\[pdf\]](#) User Manual

T 748 v2 Manual RUSSIAN NAD Electronics T748r2 rus OM v05 nadelectronics 2017 02 |||

SVENSKA NEDERLANDS DEUTSCH T 748 AV- ITALIANO PORTUGUS ESPAOL FRANCAIS ENGLISH ENGL 18 iPod SETUP iPod

. 18 **SPEAKER** SETUP 19 AUTO CALIBRATION 19 **SPEAKER** CONFIG...

lang:de **score:16** filesize: 3.25 M page_count: 40 document date: 2014-01-06




[\[pdf\]](#) User Manual Quick Start Guide Instructions Guide Declaration of Conformity Label

DMR XW350 RQT9487 L indb taguchi ka Operating instructions support panasonic co nz docstore

Getting started Quick Start Guide Operating Instructions DVD Recorder Model No.

DMR-XW350 Basic o ... kHz, surround audio is mixed and recorded in front LR channels. Audio will be output from two front **speakers** only, even if you play it on 5.1 ch **speaker** connection. Recording method :Possible, :Im...


lang:en **score:16** filesize: 12.33 M page_count: 120 document date: 2009-06-11



[\[pdf\]](#) Accessories

print sony europe 80 pub manuals html HAP S1 HG EN

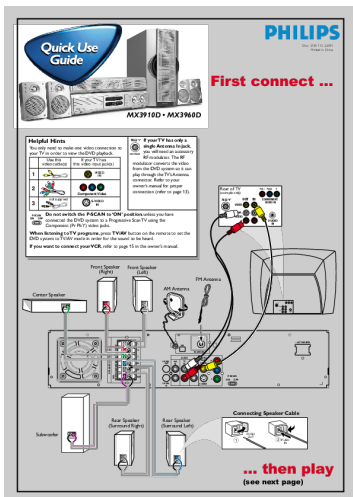
HDD AUDIO PLAYER SYSTEM HAP-S1 About the HDD AUDIO PLAYER SYSTEM
Features of the HDD AUDIO PLAYER SY ... reparations What you need to do before
starting to use the HDD AUDIO PLAYER 11 Prep 1. Connecting **speakers** 12 Prep 2.
Connecting to a network with a LAN cable only when using a wired LAN 13 Pr...
lang:en **score:15** filesize: 778.78 K page_count: 127 document date: 0000-00-00



[\[pdf\]](#) User Manual Guide Accessories

About the HDD AUDIO PLAYER SYSTEM Supported Connecting to a network manually 28 Wi Fi support
WPS Check operation manual of your wireless LAN router access print helpguide sony net ha haps1 v1
en 80 |||

HDD AUDIO PLAYER SYSTEM HAP-S1 About the HDD AUDIO PLAYER SYSTEM
Features of the HDD AUDIO PLAYER SY ... reparations What you need to do before
starting to use the HDD AUDIO PLAYER 11 Prep 1. Connecting **speakers** 12 Prep 2.
Connecting to a network with a LAN cable only when using a wired LAN 13 Pr...
lang:en **score:14** filesize: 1.34 M page_count: 156 document date: 0000-00-00



[\[pdf\]](#) User Manual Owner's Manual Accessories

001 044 MX391060 37 Eng1 Jenny ea037c54 09c2 45be b Index of manuals beaf f43407f25796

sonosplaybar |||

12nc: 3139 115 23091 Printed in China First connect ... MX3910D MX3960D Helpful
Hints You only n 10 Care and safety information 10
Connections Step 1: Placing the **speakers** and subwoofer 11 Step 2: Connecting
speakers and subwoofer 11 Step 3: Connecting TV

lang:en **score:14** filesize: 3.67 M page_count: 46 document date: 2003-11-27



[\[pdf\]](#)

pg 001 045 MX57 22 new18 Jenny MX5700D ecefe45c 494e 4580 802b 7997e9d0ea80 sonosplaybar manuals 8 Index of |||

5700D DVDVIDEO DIGITAL SURROUND SYSTEM MX 1 Important notes for users in the U.K. Mains plug This ... are and safety information 8

Connections Step 1: Set up the surround **speakers** 9 Step 2: Set up the front **speakers** with the subwoofer stands

lang:en **score:14** filesize: 1.54 M page_count: 45 document date: 2003-04-03



[\[pdf\]](#)

User Manual Quick Start Guide Instructions Guide Label

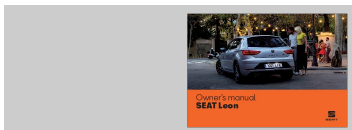
PANASONIC DMR BS750 01 MANUAL Manual Hub drive google file d 1r

wxOaT8EcmkrCzTK1pmFzWjvAW5djo preview |||

Quick Start Guide Basic operations Operating Instructions Blu-ray Disc Recorder Model No. DMR-BS85 ... oy High Bit Rate Audio and Video 47

Enjoying High Bit Rate Audio with 7.1ch **speaker** 47 Regarding 24p output.

lang:en **score:14** filesize: 7.45 M page_count: 124 document date: 2023-10-19



[\[pdf\]](#)

User Manual Owner's Manual Instructions Documentation

seat leon 2019 owner manual Seat Leon Owner s Manual Download procarmanuals |||

Owner s manual SEAT Leon Vehicle identification data Model: Vehicle Registration: Vehicle identifi ... e been removed or if the panels have not been correctly fitted.

Never drive the vehicle if the loud**speakers** in the door panels have been removed, unless the holes left by the loud**speakers** have been c...

lang:en **score:14** filesize: 8.25 M page_count: 392 document date: 0000-00-00




[\[pdf\]](#)

User Manual

Philips MX5700D 22S user manual German Owner s User mx5700d 22s dfu fin p4c philips files m |||

5700D DVDVIDEO DIGITAL SURROUND SYSTEM MX 1 Important notes for users in the U.K. Mains plug This ... ketta 2. 5 Valitse Front L R, Center, Surr L R, Sub Woofer painamalla painikkeita 3 4, nyt sitten **speaker** setting -valikko painamalla painiketta 2. Testini alkaa kuulua automaattisesti. 6 Sd painam...

lang:en **score:14** filesize: 3.58 M page_count: 45 document date: 2003-04-08



[pdf] Guide Application Guide

UYESEE Wifi Audio API WiFi Bluetooth 5.0 preamplifier Receiver Wireless multiroom multizone Home Stereo Music Circuit Module with Airplay Spotify Connect and Remote Control for DIY Speakers Up2stream S10 Arylic Amplifier STA326 50 50W 24V DC 2 Channel 1 DLNA Multiroom Sync 24bit 192 kHz HiFi Streaming Integrated speakers A50 21V Mono Board Amp V4 S50 Pro aptX HD Preamplifier ESS Sabre Dac AKM ADC Internet Radio Subwoofer 50W2 Pair 100W Sub Class D Speaker Application Guide Rakoi Technology amp SET WIFI HTTP All Copyrights belong to iEAST No disclosure without permission AXX module is the SoC audio solutions it support Smartlink 91gnAa Ds4L m media amazon images I

Wifi AudioHttp API WIFI Audio HTTP API All Copyrights belong to iEAST No disclosure without permission 2014.07 1 / 26 Wifi AudioHttp API Revision record Date 2014-03-26 Revision version 0.1 Initially built Description 2014-4-10 0.2 Revised interface description, added multiroom interfaces...

lang:en score:13 filesize: 930.67 K page_count: 26 document date: 2019-02-20



[pdf] User Manual Quick Start Guide Instructions Guide Label

PANASONIC DMR BS850 01 MANUAL Manual Hub drive google file d 1 CbJCGDYXnBNb5T QP8NH kqJZaMR3Qn preview |||

Quick Start Guide Basic operations Operating Instructions Blu-ray Disc Recorder Model No. DMR-BS85 ... oy High Bit Rate Audio and Video 47 Enjoying High Bit Rate Audio with 7.1ch **speaker** 47 Regarding 24p output.

lang:en score:13 filesize: 7.45 M page_count: 124 document date: 2023-10-19



[pdf] User Manual Instructions

1 indb MARANTZ SR5004 01 MANUAL drive google uc id 1jLdXC5HoeIBxv7gfJ3H X1 XR70rUBza export |||

ESPAOL FRANAIS ENGLISH AV Surround Receiver SR6004 SR5004 CAUTION RISK OF ELECTRIC SHOCK DO NOT ... ertical expressiveness added to the existing horizontal sound field through the use of front height **speakers**. HD Audio decoder This unit incorporates a high-sound-quality HD audio decoder that employs...

lang:en score:13 filesize: 20.6 M page_count: 96 document date: 2009-08-04



[\[pdf\]](#) User Manual

Philips MX5700D 22S user manual German Owner s User mx5700d 22s dfu swe p4c philips files m |||
5700D DVDVIDEO DIGITAL SURROUND SYSTEM MX 1 Important notes for users
in the U.K. Mains plug This ... bel subwoofer Fronthgtalare med subwooferstativ hger
Fronthgtalare med subwooferstativ vnster **SPEAKER SYSTEMS 8 SURROUND**
CENTER FRONT SUB-WOOFER L L MW R R FM ANTENNA C AUDIO VIDEO D...
lang:en **score:13** filesize: 3.47 M page_count: 45 document date: 2003-04-08



[\[pdf\]](#) User Manual

Philips MX5700D 22S user manual German Owner s User mx5700d 22s dfu pol p4c philips files m |||
5700D DVDVIDEO DIGITAL SURROUND SYSTEM MX 1 Important notes for users
in the U.K. Mains plug This ... bwooferw Przedni glonik na stojaku subwoofera prawy
Przedni glonik na stojaku subwoofera lewy **SPEAKER SYSTEMS 8 SURROUND**
CENTER FRONT SUB-WOOFER L L MW R R FM ANTENNA C AUDIO VIDEO D...
lang:en **score:13** filesize: 2.32 M page_count: 46 document date: 2003-04-08




[\[pdf\]](#) User Manual

Philips MX5700D 25S user manual Italian Owner s User mx5700d 25s dfu dan p4c philips files m ||| 5700D DVDVIDEO DIGITAL SURROUND SYSTEM MX 1 Important notes for users in the U.K. Mains plug This ... to subwoofere Fronthjttaler med subwoofer-sjle hjre Fronthjttaler med subwoofer-sjle venstre **SPEAKER SYSTEMS 8 SURROUND CENTER FRONT SUB-WOOFER L L MW R R FM ANTENNA C AUDIO VIDEO D...** lang:en **score:13** filesize: 4.6 M page_count: 45 document date: 2003-04-08



[\[pdf\]](#) User Manual

Philips MX5700D 22S user manual German Owner s User mx5700d 22s dfu por p4c philips files m ||| 5700D DVDVIDEO DIGITAL SURROUND SYSTEM MX 1 Important notes for users in the U.K. Mains plug This ... ante frontal com base do subwoofer direito altifalante frontal com base do subwoofer esquerdo **SPEAKER SYSTEMS 8 SURROUND CENTER FRONT SUB-WOOFER Po r t u g u s L L MW R R FM ANTENNA C...** lang:en **score:13** filesize: 3.45 M page_count: 45 document date: 2003-04-08



[\[pdf\]](#) Instructions Accessories

ARB7384 A Linked PMC 8cfa253a 5310 4798 8 Index of manuals 8596 c7fbb88cb25b sonosplaybar ||| Operating Instructions Audio Multi-channel Receiver Subwoofer SX-LX70SW Satellite **Speaker SSP-** 6 Front surround setup 6 Preparing the **speakers**. 6 Using the suppli**speaker** bases

lang:en **score:13** filesize: 6.62 M page_count: 179 document date: 2007-08-07



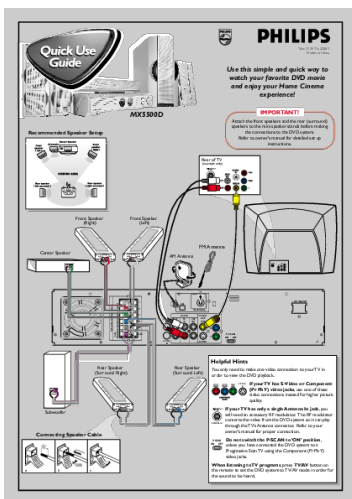
[\[pdf\]](#) User Manual

Philips MX5700D 22S user manual German Owner s User mx5700d 22s dfu fra p4c philips files m ||| 5700D DVDVIDEO DIGITAL SURROUND SYSTEM MX 1 Important notes for users in the U.K. Mains plug This ... c support du caisson de basses droite Enceinte avant avec support du caisson de basses gauche **SPEAKER SYSTEMS** 8 SURROUND CENTER FRONT SUB-WOOFER L L MW R R FM ANTENNA C AUDIO VIDEO D... lang:en **score:13** filesize: 1.7 M page_count: 45 document date: 2003-04-08



[\[pdf\]](#) User Manual

Philips MX5700D 22S user manual German Owner s User mx5700d 22s dfu esp p4c philips files m ||| 5700D DVDVIDEO DIGITAL SURROUND SYSTEM MX 1 Important notes for users in the U.K. Mains plug This ... ntero con pedestal de subwoofer derecha Altavoz delantero con pedestal de subwoofer izquierdo **SPEAKER SYSTEMS** 8 SURROUND CENTER FRONT SUB-WOOFER Espaol L L MW R R FM ANTENNA C AUDIO ... lang:en **score:13** filesize: 1.75 M page_count: 45 document date: 2003-04-08



[\[pdf\]](#) User Manual Owner's Manual Instructions

pg 001 048 MX55 37 Eng1 Jenny p4c philips files m mx5500d dfu aen Disc Stuck Philips MX5500D Support The user manual |||

Recommended **Speaker** Setup MX5500D 12nc: 3139 115 22081 Printed in China Use this simple and quick way to watch your favorite DVD movie and enjoy your Home Cinema experience **IMPORTANT** Attach the front **speakers** and the rear surround **speakers** to the mini **speaker** stands before making the connectio... lang:en **score:13** filesize: 2.5 M page_count: 50 document date: 2003-04-14