

VINGLI FC0WFDW

VINGLI FC0WFDW Wood Mobile File Cabinet Instruction Manual

Model: FC0WFDW

Brand: VINGLI

1. PRODUCT OVERVIEW

The VINGLI Wood Mobile File Cabinet is a versatile storage solution designed for home and office environments. It features four drawers, open shelves, and a sturdy top surface suitable for a printer. The cabinet is equipped with lockable drawers for secure storage and mobile casters for easy relocation.

Key Features:

- **Spacious Drawers:** Four drawers with full extension slides, accommodating letter-sized hanging files. Each drawer includes a lock with two keys for security.
- **Multiple Open Shelves:** Four compartments of varying sizes for displaying items or storing office supplies.
- **Stable & Flexible:** Constructed from P2 Grade MDF for durability. Features five 360-degree rotating industrial wheels, all lockable for stability or flexible movement.
- **Printer Stand Functionality:** The spacious and sturdy tabletop can support a printer.



The VINGLI Wood Mobile File Cabinet in a home office setting, showcasing its design and storage capabilities.

2. SAFETY INFORMATION

Please read and follow these safety guidelines carefully to ensure safe assembly and use of your file cabinet:


- Always follow the assembly instructions carefully.
- Keep fingers away from pinch points during assembly.
- Do not overload the cabinet, as it can tip over.
- Keep the cabinet away from heat sources to prevent warping.
- Use the lock feature responsibly to prevent accidental locking.

3. SETUP AND ASSEMBLY

Assembly is required for this product. Please ensure all parts are present and refer to the detailed instructions below. An assembly video is provided for visual guidance.

3.1 Three-in-One Connector & Wooden Dowel Installation Guide

This video demonstrates the correct method for installing three-in-one connectors and wooden dowels, which are crucial for stable furniture assembly. Pay close attention to the orientation of the eccentric wheels.



Official VINGLI video demonstrating the installation of three-in-one connectors and wooden dowels for furniture assembly.

3.2 Step-by-Step Cabinet Assembly

Follow this comprehensive video for detailed instructions on assembling your VINGLI 4-Drawer Lateral File Cabinet. It covers unpacking, identifying parts, installing slide rails, assembling panels, and attaching the bottom panel and wheels.

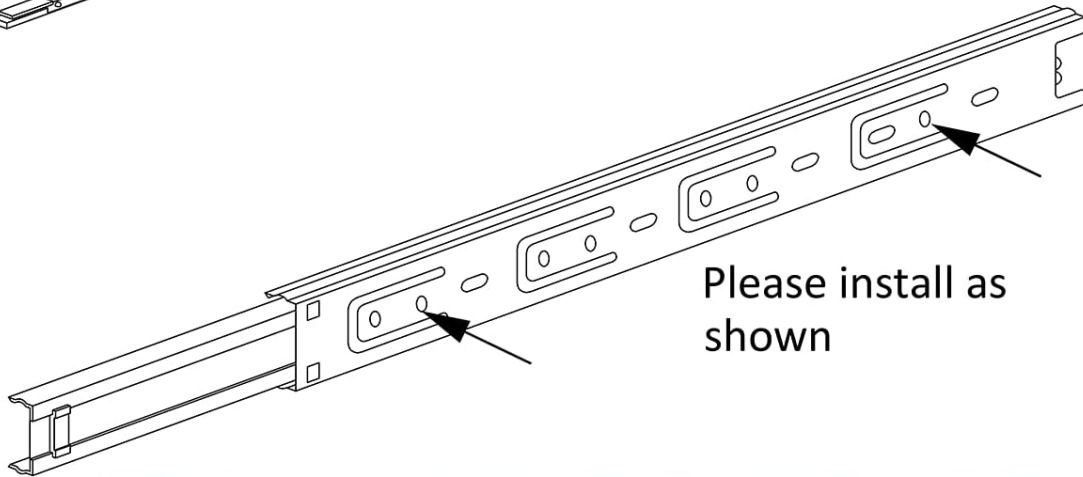
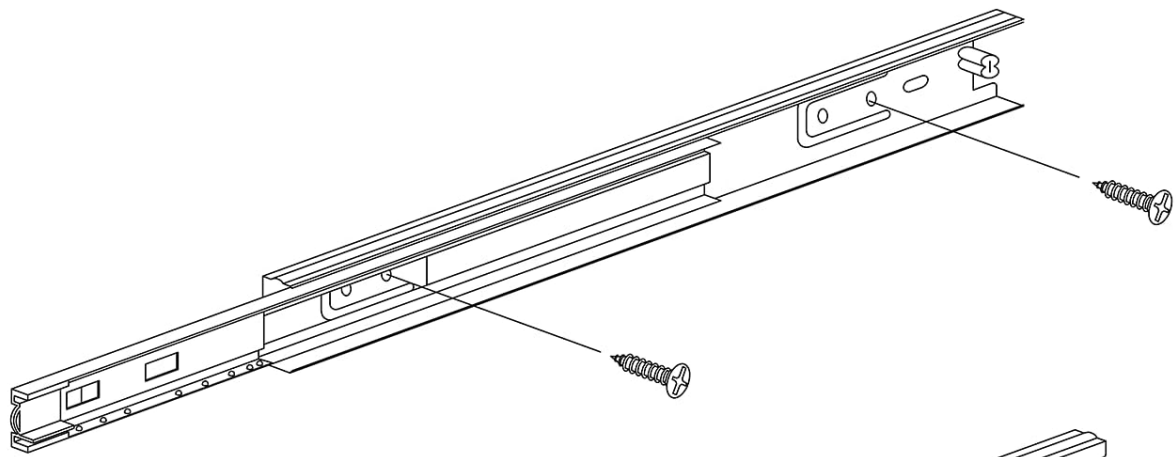


Official VINGLI assembly instruction video for the 4-Drawer Lateral File Cabinet.

3.3 Key Assembly Details

For specific components, pay attention to the following details:

- **Drawer Slide Rail Installation:** Ensure the slide rails are correctly aligned and screws are flattened to prevent obstruction. The head of the slide rail should be retracted slightly, not flush with the side panel, to align with the pre-drilled position.



Please install as shown



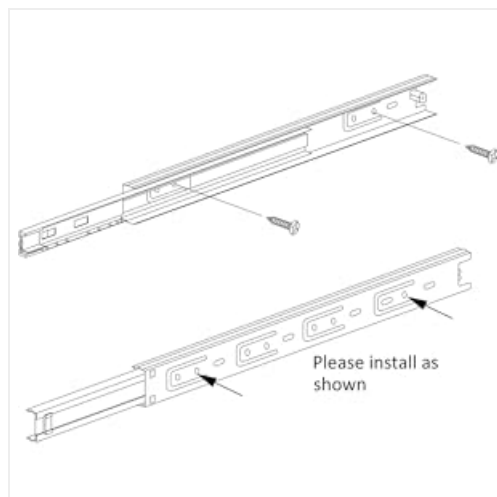
Right: this end is not aligned with the side of panel

Note:

The head of the slide rail is not flush with the side panel, but retracted a little so that the second hole at the other end can be aligned with the pre-drilled position

Diagram illustrating the correct alignment and installation of the drawer slide rails.

- **Drawer Assembly:** When assembling the drawers, ensure the hanging rod is aligned with the designated hole before locking the panel.



Please install as shown

4. OPERATING INSTRUCTIONS

Your VINGLI file cabinet is designed for ease of use and organization.

4.1 Using the Drawers and Locks

- **Full Extension Slides:** The drawers feature full extension slides, allowing them to open completely for easy access to contents.
- **Lockable Drawers:** Each drawer is equipped with a lock. Insert the key and turn to lock or unlock. Ensure the drawer is fully closed before locking.
- **File Hanging:** The larger drawers are designed to accommodate letter-sized hanging files.



Various Size Open Shelves

Spaces for your creativity

4 multifunctional drawers

The larger drawers can hang letter-sized files



The file cabinet with open shelves and drawers, demonstrating storage capacity.

VINGLI INGENUOUS DESIGN



Metal Handles and Locks



Full-extension Silent Slide Rail



Premium Lockable Industrial Wheels

Detailed view of the cabinet's metal handles, integrated locks, and full-extension silent slide rails.

4.2 Mobility and Stability

- **Lockable Casters:** The cabinet is fitted with five industrial wheels that rotate 360 degrees. To move the cabinet, unlock all casters. To secure it in place, engage the locks on all casters.

4.3 Product Display and Usage

This video provides a visual overview of the VINGLI 4-Drawer Lateral File Cabinet in various settings, highlighting its functionality and aesthetic appeal.



Official VINGLI video showcasing the 4-Drawer Lateral File Cabinet in different environments and demonstrating its features.

5. MAINTENANCE

To maintain the appearance and longevity of your VINGLI file cabinet:

- Wipe the surfaces with a dry cloth to remove dust and debris.
- Avoid using harsh chemicals or abrasive cleaners, as these can damage the finish.

- Periodically check all screws and fasteners to ensure they are tight. Retighten if necessary.

6. TROUBLESHOOTING

If you encounter any issues with your VINGLI file cabinet, consider the following:

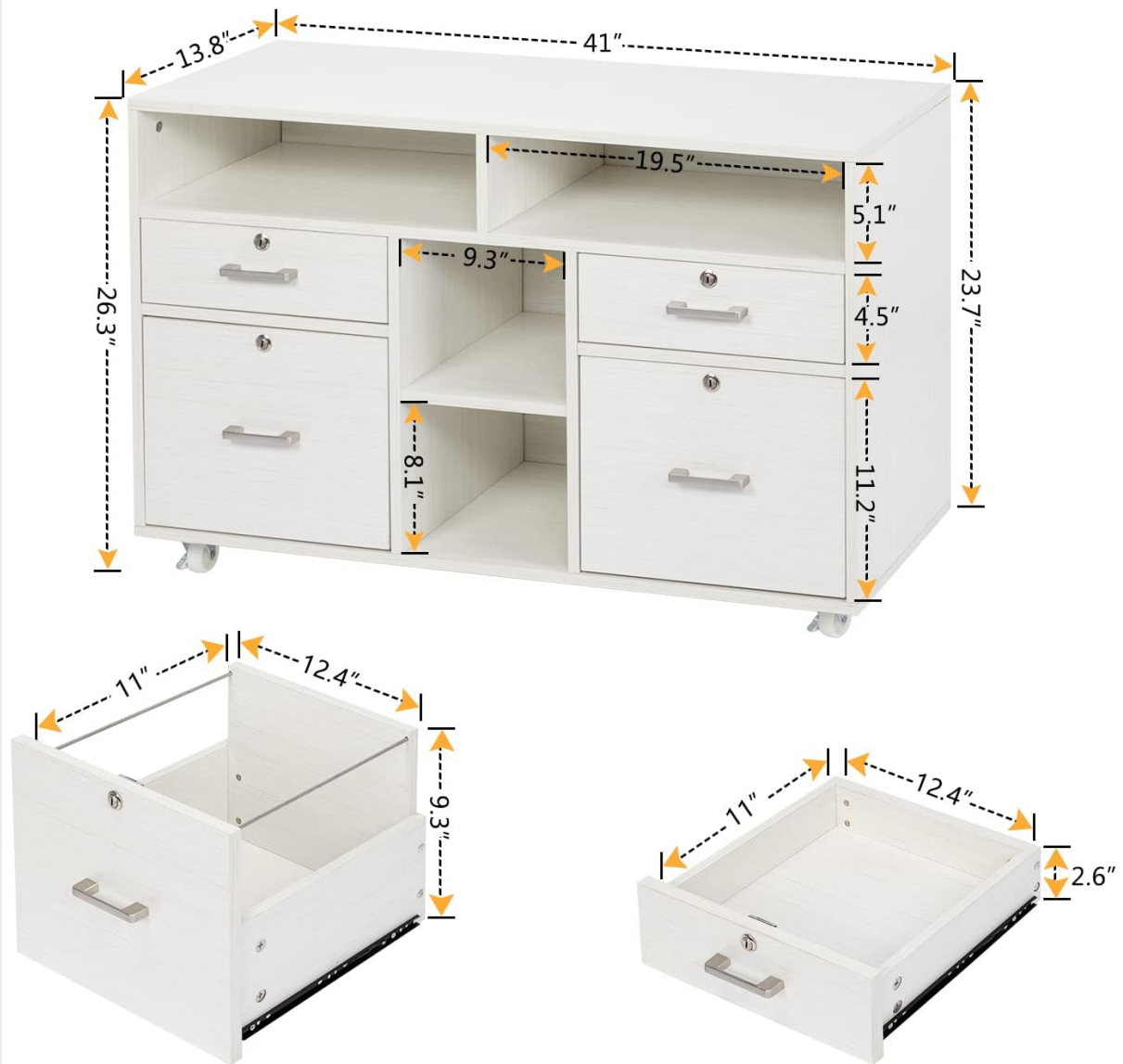
- **Drawers not sliding smoothly:** Check if the slide rails are clean and free of obstructions. Ensure they are correctly installed and lubricated if needed. Verify that the drawer contents are evenly distributed and not overloaded.
- **Cabinet instability:** Ensure all casters are locked when the cabinet is stationary. Check that the cabinet is placed on a level surface.
- **Missing or damaged parts:** Refer to the warranty and support section for assistance with replacement parts.

7. PRODUCT SPECIFICATIONS

Detailed specifications for the VINGLI FC0WFDW Wood Mobile File Cabinet:

Specification	Detail
Brand	VINGLI
Model Number	FC0WFDW
Color	White
Material	Engineered Wood
Product Dimensions (D x W x H)	13.8"D x 41"W x 26.3"H
Item Weight	86 Pounds
Weight Capacity Maximum	220 Pounds
Number of Drawers	4
Number of Shelves	4
Lock Type	Key
Mounting Type	Wheels
Required Assembly	Yes
Product Care Instructions	Wipe with Dry Cloth

DIMENSION



Detailed dimensions of the VINGLI Wood Mobile File Cabinet.

8. WARRANTY AND SUPPORT

VINGLI offers a Worry-Free Lifetime Quality Warranty for this file cabinet. For any inquiries or assistance, VINGLI customer support typically responds within 24 hours.

- **Warranty:** Life time quality warranty.
- **Customer Support:** Contact VINGLI-Direct for assistance.