

manuals.plus /

› [LifePro](#) /

› [LifePro Allevared Red Light Therapy Device User Manual](#)

LifePro LP/ALVRD/BLK (Allevared)

LifePro Allevared Red Light Therapy Device User Manual

Model: LP/ALVRD/BLK

1. INTRODUCTION

The LifePro Allevared Red Light Therapy Device is designed to provide targeted red and near-infrared light therapy. This device utilizes specific wavelengths of light to support muscle relaxation, improve circulation, and aid in overall wellness. Please read this manual thoroughly before using the device to ensure safe and effective operation.



Image 1.1: The Lifepro Allevared Red Light Therapy Device, showing its flexible belt design with red LED lights and a connected remote control.

2. SAFETY INFORMATION

Before using the Lifepro Allevared device, observe the following safety precautions:

- Consult with a healthcare professional before use if you have any medical conditions, are pregnant, or are taking medications that may increase light sensitivity.
- Do not use the device on broken skin, open wounds, or areas with active infections.
- Avoid direct eye exposure to the LED lights. Protective eyewear is recommended during use.
- Keep the device dry. Do not immerse it in water or use it in wet environments.
- Ensure the power adapter and cables are not damaged before each use. Discontinue use if any damage is observed.
- Keep out of reach of children and pets.
- Do not cover the device during operation, as this may lead to overheating.

3. PACKAGE CONTENTS

Verify that all items are present in your package:

- Lifepro Allevared Red Light Therapy Belt
- Remote Control
- Power Adapter
- Extension Belt (for larger areas)
- User Manual
- Storage Bag

4. DEVICE OVERVIEW

The Allevared device features a flexible belt design with integrated Red Light (660nm) and Near-Infrared Light (850nm) LEDs. It includes a wired remote control for adjusting settings.



Image 4.1: Diagram illustrating the penetration depth of 660nm Red Light and 850nm Near-Infrared Light into body tissues.

The device is designed for comfortable, hands-free use, allowing application to various body parts such as the back, abdomen, shoulders, hamstrings, and quadriceps.



Image 4.2: Examples of the Alleaved belt being used on the hamstring, abdomen, shoulder, back, and quadriceps.

5. SETUP

1. **Unpack:** Carefully remove all components from the packaging.
2. **Connect Power:** Plug the power adapter into the device's input port and then into a standard electrical outlet.
3. **Attach Extension Belt (Optional):** If a larger circumference is needed, attach the included extension belt using the Velcro fasteners.



Image 5.1: A user demonstrating how to attach the extension belt to the Allevared device for a customized fit.

4. **Position Device:** Place the Allevared belt directly on the desired area of the body. Ensure the LED side is facing the skin. Remove any jewelry from the application area.

6. OPERATING INSTRUCTIONS

The device is controlled via the attached remote control.

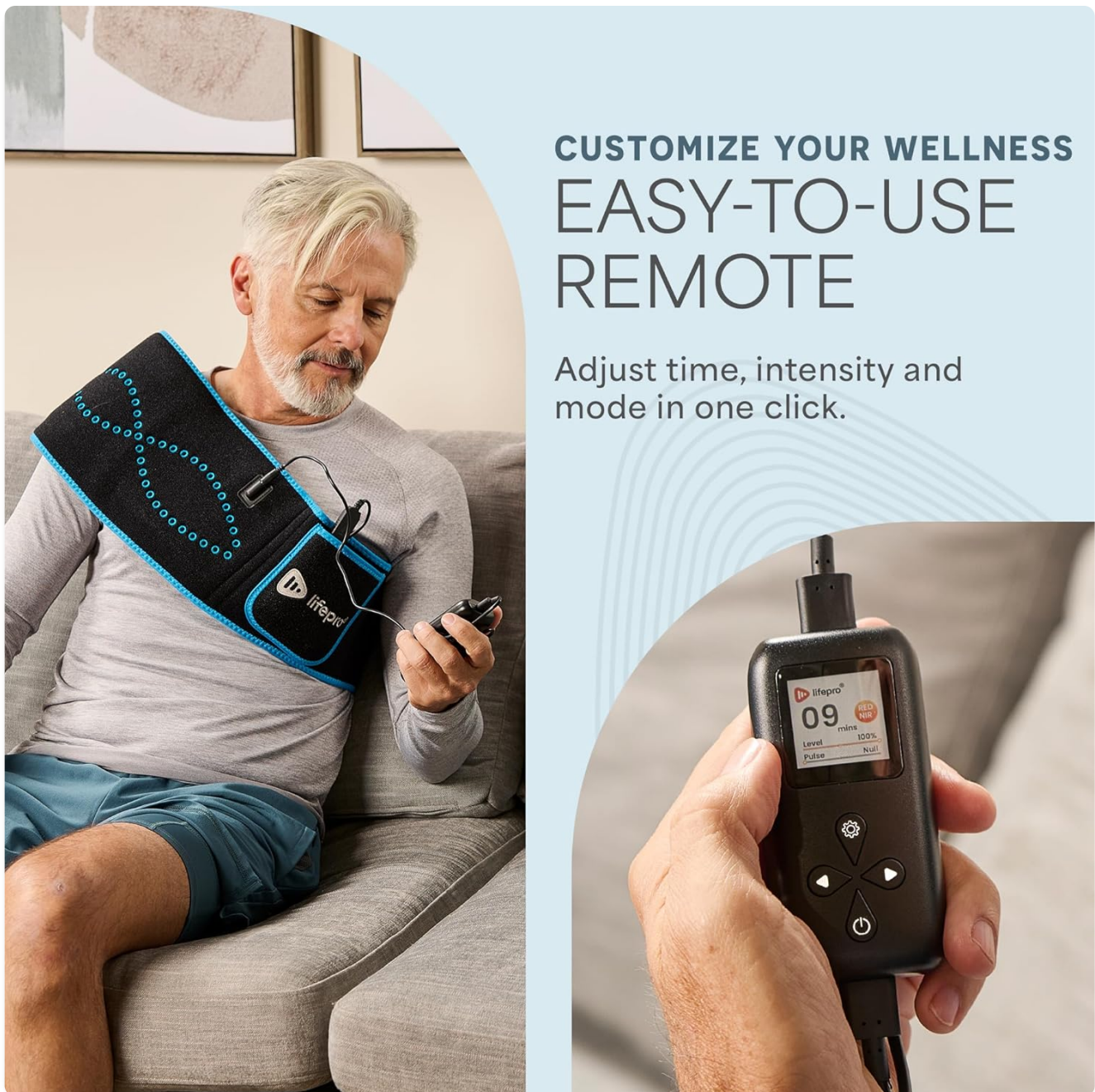


Image 6.1: Close-up of the remote control for the Lifepro Alleaved device, showing buttons for power, mode, intensity, and timer.

1. **Power On:** Press the power button on the remote control to turn on the device. The LEDs will illuminate.
2. **Select Mode:** Use the 'Mode' button to cycle through available light therapy modes:
 - Red Light (660nm) only
 - Near-Infrared Light (850nm) only
 - Combined Red and Near-Infrared Light
3. **Adjust Intensity:** Use the '+' and '-' buttons to adjust the intensity level of the light.
4. **Set Timer:** The remote allows you to set a treatment duration. Typical sessions range from 10 to 20 minutes.
5. **Begin Session:** Once settings are configured, the device will operate for the set duration.
6. **Power Off:** After your session, press the power button to turn off the device and unplug it from the power source.

For optimal results, use the device regularly as recommended by your healthcare professional or as per the general guidelines provided in this manual.

ALLEVARED BELT EASE TENSION & DISCOMFORT

Let red light therapy alleviate tension
and help relax your muscles.



Image 6.2: A man comfortably using the Allevared belt on his lower back while sitting on a couch.



Image 6.3: A woman using the Alleaved belt on her thigh while sitting, demonstrating its flexibility for various body areas.

7. MAINTENANCE

- **Cleaning:** Disconnect the device from power before cleaning. Wipe the surface of the belt with a soft, damp cloth. Do not use abrasive cleaners or submerge the device in water.
- **Storage:** Store the device in its original packaging or the provided storage bag in a cool, dry place away from direct sunlight and extreme temperatures.
- **Cable Care:** Avoid bending or twisting the power cable excessively. Do not pull the cable to unplug the device; always grasp the plug itself.

8. TROUBLESHOOTING

Problem	Possible Cause	Solution
---------	----------------	----------

Problem	Possible Cause	Solution
Device does not turn on.	Not properly plugged in; power adapter fault; device fault.	Ensure power adapter is securely connected to both the device and the outlet. Try a different outlet. If problem persists, contact customer support.
LEDs are dim or flickering.	Low power supply; device fault.	Ensure stable power supply. Contact customer support if issue continues.
Remote control is unresponsive.	Loose connection; remote fault.	Check the connection between the remote and the belt. Contact customer support if unresponsive.
Unusual odor during use.	New product odor; overheating.	A slight odor may be present during initial uses. Ensure device is not covered and is in a well-ventilated area. If odor is strong or persistent, discontinue use and contact support.

9. SPECIFICATIONS

- **Model:** LP/ALVRD/BLK
- **Dimensions:** 125.98 x 17.98 x 2.54 cm (49.6 x 7.08 x 1 inches)
- **Weight:** 1.38 kg (2.64 lbs)
- **LED Type:** Triple Chip LED
- **Wavelengths:** 660nm (Red Light), 850nm (Near-Infrared Light)
- **Power Source:** AC Adapter (Input: 100-240V, 50/60Hz)
- **Manufacturer:** LifePro
- **Country of Origin:** China

ON-THE-GO RELIEF PORTABLE & ADJUSTABLE

Velcro and light weight materials provide
a perfect fit and a portable design.



Image 9.1: Visual representation of the Alleaved belt's length (49.6 inches), height (7.08 inches), and weight (2.64 lbs).

10. WARRANTY AND SUPPORT

The Lifepro Alleaved Red Light Therapy Device comes with a lifetime warranty. For any questions, concerns, or warranty claims, please contact Lifepro customer service.

- **Customer Service:** Refer to the contact information provided in your product packaging or visit the official Lifepro website.
- **Online Community:** Join the Lifepro online community for additional support, training videos, and resources.








Image 10.1: An image promoting the Lifepro online community for exclusive training videos and live support.

Related Documents - LP/ALVRD/BLK (Allevared)

	<p>Lifepro AllevaRed Light Therapy Belt User Manual</p> <p>Comprehensive user manual for the Lifepro AllevaRed Light Therapy Belt, detailing features, setup, operating instructions, safety precautions, and troubleshooting. Learn how to use red and near-infrared light therapy for pain relief, inflammation reduction, skin rejuvenation, and muscle recovery.</p>
	<p>Lifepro AllevaRed Light Therapy Belt User Manual</p> <p>Comprehensive user manual for the Lifepro AllevaRed Light Therapy Belt, detailing its features, operation, safety guidelines, troubleshooting, and specifications for pain relief, muscle recovery, and skin rejuvenation.</p>
	<p>Lifepro AllevaRed Light Therapy Belt User Manual</p> <p>Comprehensive user manual for the Lifepro AllevaRed Light Therapy Belt, detailing setup, operation, safety instructions, and troubleshooting for pain relief and wellness.</p>
	<p>Lifepro AllevaRed Pro User Manual: Red Light Therapy Belt for Pain Relief & Muscle Recovery</p> <p>Comprehensive user manual for the Lifepro AllevaRed Pro, a red light therapy belt with vibration designed for effective pain relief and muscle recovery. Learn how to use, maintain, and maximize the benefits of your device.</p>



[Lifepro Biorecover Light Therapy Knee Brace User Manual - Pain Relief & Recovery](#)

Comprehensive user manual for the Lifepro Biorecover Light Therapy Knee Brace. Learn about red light and near-infrared therapy, operating instructions, safety guidelines, and FAQs for pain relief, inflammation reduction, and accelerated recovery.



[Lifepro Biorecover Light Therapy Knee Brace User Manual](#)

Comprehensive user manual for the Lifepro Biorecover Light Therapy Knee Brace, detailing setup, operation, safety instructions, troubleshooting, and FAQs for pain relief and recovery.