

KENT KENT Grand

KENT Grand RO Water Purifier Instruction Manual

1. INTRODUCTION

This manual provides essential information for the installation, operation, and maintenance of your KENT Grand RO Water Purifier. Please read these instructions carefully before using the appliance to ensure safe and efficient operation. The KENT Grand RO Water Purifier is designed to provide clean and safe drinking water through its advanced multi-stage purification process.



Front view of the KENT Grand RO Water Purifier, showcasing its sleek design and visible purification components.

2. KEY FEATURES


- **Multiple Purification Stages:** Incorporates RO+UF+TDS Control + UV LED in the water tank for comprehensive purification. The RO membrane is fused with housing to prevent tampering, and push fittings are used to prevent leaks and ensure maintenance-free performance.
- **Advanced RO Membrane:** Features a long-life cartridge that effectively removes dissolved impurities such as Arsenic, Mercury, Lead, Hardness, Dissolved Salts, Rust, Pesticides, and Fluorides.
- **UV in-Tank Technology:** State-of-the-art UV technology keeps the water free from bacteria and viruses for an extended period within the storage tank.
- **TDS Control System:** Allows adjustment of the TDS (Total Dissolved Salts) level, retaining essential natural minerals in the purified water, making it not only healthier but also tastier.
- **Activated Carbon Filter:** Removes chlorine, organic impurities, and odor-causing elements from the water.
- **Water Source Compatibility:** Purifies water from municipal, borewell, or tanker sources, ensuring clean and safe drinking water every time.



Trusted by More
than 50 Lakh Families



A visual representation of the KENT Grand's multi-stage purification process, highlighting the Sediment Filter, Activated Carbon Filter, Ultra Filtration Filter, Reverse Osmosis Filter, and Post Carbon Filter, which work together to ensure pure water.



Gives Purity in Every Drop
**Multiple Purification
Technology**

① **Sediment
Filter**

This image illustrates how the KENT Grand RO Water Purifier's TDS Control System retains essential minerals such as Calcium, Magnesium, and Sodium in the purified water.



*Kent Deta Hai
**Sabse
Shudh Paani***



The UV LED in-tank technology is depicted, showing how it keeps the stored water free from bacteria and viruses for an extended period.

3. SETUP

3.1 Installation

The KENT Grand RO Water Purifier supports both wall-mount and freestanding installation. Complimentary installation is included with your purchase. It is highly recommended to utilize the professional installation service provided by KENT to ensure proper setup and optimal performance.

1. Upon delivery, contact KENT customer service for installation scheduling.
2. Ensure the installation area is clean, dry, and has access to a water supply and power outlet.
3. The service technician will perform the necessary connections and initial checks.

3.2 Initial Use

After installation, allow the storage tank to fill completely. Discard the first few liters of purified water to flush out any residual manufacturing impurities from the system. This ensures the best water quality from the first use.

4. OPERATION

The KENT Grand RO Water Purifier operates automatically. Once connected to the water supply and power, it will begin the purification process and fill the 8-liter storage tank. The water level indicator on the front of the unit helps you monitor the available purified water.

- **Water Dispensing:** To dispense water, use the tap located at the bottom front of the purifier.
- **Automatic Shut-off:** The purifier automatically stops when the storage tank is full and restarts when the water level drops.
- **TDS Adjustment:** The TDS control system allows for manual adjustment of the Total Dissolved Solids level. This should ideally be set by a qualified technician during installation or service to suit your water source and preference.

5. MAINTENANCE

Regular maintenance is crucial for the optimal performance and longevity of your KENT Grand RO Water Purifier. Refer to the service schedule provided by KENT for recommended filter replacement intervals.

- **Filter Replacement:** Filters and membranes should be replaced periodically based on water quality and usage. Only genuine KENT spare parts should be used.
- **Service Calls:** For any service requirements, including filter replacement or repairs, contact KENT customer service.
- **Authenticity Verification:** To ensure you are using genuine KENT spares, scan the QR code on the spare part and verify its authenticity.



To ensure genuine KENT service and spares, users can scan the QR code on the spare part, enter the serial number, and verify authenticity. Visit kent.co.in/customerapp for more details.

6. TROUBLESHOOTING

If you encounter any issues with your KENT Grand RO Water Purifier, please refer to the following general advice before contacting customer support:

- **No Water Flow:** Check if the main water supply valve is open and if the power supply to the unit is active. Ensure the storage tank is not full.
- **Unusual Noise:** Minor operational noises are normal. If you hear loud or persistent unusual noises, contact customer service.
- **Leakage:** Immediately turn off the water supply and power to the unit. Contact customer service for assistance. Do not attempt to repair it yourself.
- **Poor Water Taste/Odor:** This may indicate a need for filter replacement. Contact customer service to schedule a check-up.

For any issues not resolved by these steps, please contact KENT customer service.

7. SPECIFICATIONS

Feature	Specification
Brand	KENT
Model Name	Grand RO
Special Feature	RO, UF, UV, TDS Control
Product Dimensions	39L x 53W x 25H Centimeters
Installation Type	Wall Mount, Freestanding
Power Source	Corded Electric
Maximum Flow Rate	20 Liters Per Hour
Supported Water TDS Level Maximum	2000 PPM
Item Weight	7 kg

8. WARRANTY & SUPPORT

Your KENT Grand RO Water Purifier comes with a comprehensive warranty and support package:

- **Warranty:** Includes a 1-year free warranty from the date of purchase.
- **Service Plan:** Enjoy the KENT genuine service plan with free installation, routine health check calls, and unlimited repair visits for one year from the purchase date.
- **Service Network:** Access India's largest service network, available across 19,000+ pin codes.
- **Contact Support:** You can reach customer service through WhatsApp, mobile app, toll-free number, and email.



For a free water test or installation service, contact KENT at **92-789-12345** or email **service@kent.co.in**.

9. PRODUCT OVERVIEW VIDEO

Your browser does not support the video tag.

This video provides an overview of the KENT Grand RO Water Purifier, highlighting its advanced purification technology, TDS control system, and smart design for modern homes.






© 2024 KENT RO Systems Ltd. All rights reserved.

Related Documents - KENT Grand



[KENT Grand Mineral RO Water Purifier Instructions Handbook](#)

Comprehensive instructions handbook for the KENT Grand Mineral RO Water Purifier, detailing its technology, features, installation, operation, maintenance, and technical specifications. Includes information on RO, UF, UV in-tank purification, and TDS control.

	<p><u>KENT Ultra Storage UV Water Purifier: Installation, Operation & Maintenance Manual</u></p> <p>Comprehensive guide for the KENT Ultra Storage UV Water Purifier. Learn about installation, operation, maintenance, technical specifications, and important safety instructions for this double purification UV+UF system.</p>
	<p><u>KENT GRAND+ Mineral RO Water Purifier: Installation, Operation, and Maintenance Handbook</u></p> <p>This handbook provides comprehensive instructions for the KENT GRAND+ Mineral RO™ Water Purifier. It details the advanced RO+UV+UF+TDS control purification technology, installation procedures, daily operation, and essential maintenance to ensure safe and healthy drinking water.</p>
	<p><u>KENT Supreme Mineral RO Water Purifier: Instructions Handbook</u></p> <p>Comprehensive instructions handbook for the KENT Supreme Mineral RO Water Purifier, detailing its technology, features, installation, operation, maintenance, and technical specifications.</p>
	<p><u>KENT MAXX UV+UF Water Purifier: Installation, Operation & Maintenance Handbook</u></p> <p>Comprehensive instruction manual for the KENT MAXX UV+UF water purifier, covering installation, operation, maintenance, safety, and technical specifications. Learn how to set up, use, and care for your water purifier.</p>
	<p><u>KENT Sapphire RO Water Purifier: User Manual, Features, and Specifications</u></p> <p>Comprehensive guide to the KENT Sapphire RO+UF+UV+Alkaline+TDS Control+UV LED in Tank water purifier. Learn about its advanced purification technology, salient features, installation, maintenance, safety instructions, and detailed technical specifications.</p>