

ZONKO K113

ZONKO 10-inch Android 11.0 Tablet User Manual

Model: K113

1. INTRODUCTION

Thank you for choosing the ZONKO 10-inch Android 11.0 Tablet. This device is designed for versatile use, offering a powerful computing experience with its Android 11 operating system, dual-band Wi-Fi connectivity, and ample storage. This manual will guide you through the setup, operation, and maintenance of your new tablet and its accompanying accessories.



The ZONKO tablet is suitable for a variety of daily activities, including work, travel, learning, and reading.

2. WHAT'S IN THE BOX

Please check the contents of your package to ensure all items are present:

- ZONKO 10-inch Android Tablet
- Wireless Keyboard
- Wireless Mouse
- Tablet Case
- Stylus
- USB-C Charging Cable
- Power Adapter



The ZONKO tablet package includes the tablet, keyboard, mouse, case, stylus, charging cable, and power adapter.

3. PRODUCT OVERVIEW

Familiarize yourself with the tablet's physical components and specifications.

Key Features:

- **Display:** 10.1-inch IPS FHD Screen (1280x800 resolution)
- **Operating System:** Android 11.0 (Google Certified)
- **Processor:** 1.6 GHz Quad-core
- **Memory (RAM):** 4GB
- **Internal Storage (ROM):** 64GB (Expandable up to 128GB via Micro SD Card)
- **Battery:** 6000mAh
- **Connectivity:** Dual-band Wi-Fi (2.4GHz + 5GHz), Bluetooth 5.0
- **Cameras:** 5MP Front, 13MP Rear



**10.1 inch IPS FHD Screen Android 11 OS
4GB RAM+64GB ROM 128GB Expandable
(SD card it not included)**



The ZONKO tablet features a 10.1-inch IPS FHD screen, Android 11 OS, 4GB RAM, 64GB ROM (expandable to 128GB), and a Quad-Core processor.

4. SETUP

4.1 Initial Charging

Before first use, fully charge your tablet. Connect the USB-C cable to the tablet's charging port and the power adapter to a wall outlet. The battery indicator will show charging status.

Last Long Charge fast

6000mAh large battery, provides longer using time.



The tablet features a 6000mAh battery and supports fast charging via its USB-C port.


4.2 Power On/Off

- **To Power On:** Press and hold the Power button until the ZONKO logo appears.
- **To Power Off:** Press and hold the Power button until a menu appears, then select "Power off".

4.3 Connecting to Wi-Fi

Your tablet supports both 2.4GHz and 5GHz Wi-Fi networks for optimal connectivity.

1. Go to **Settings > Network & internet > Internet**.
2. Turn on Wi-Fi.
3. Select your desired Wi-Fi network from the list.
4. Enter the password if prompted, then tap **Connect**.



Google certified

Dual Band WiFi 5Ghz+2.4Ghz.

You can download any app you want at high speed.


The tablet supports dual-band Wi-Fi (5GHz and 2.4GHz) and is Google certified, allowing access to a wide range of applications.

4.4 Inserting a Micro SD Card

To expand storage, insert a Micro SD card (up to 128GB, not included) into the designated slot on the tablet. Ensure the tablet is powered off before inserting or removing the card.

Built-in 4GB RAM+64GB ROM (Support 128GB Micro SD Card)

Large capacity, you can store all kinds of music, videos, e-books, photos, games, important documents.



The tablet comes with 4GB RAM and 64GB internal storage, expandable up to 128GB with a Micro SD card for ample space for media and documents.

4.5 Pairing Bluetooth Accessories (Keyboard & Mouse)

The included wireless keyboard and mouse connect via Bluetooth.

1. Ensure the keyboard/mouse is charged and in pairing mode (refer to their individual manuals if needed).
2. On your tablet, go to **Settings > Connected devices > Pair new device**.
3. Select the keyboard/mouse from the list of available devices.
4. Follow any on-screen prompts to complete pairing.

5. OPERATING THE TABLET

5.1 Android 11 OS Basics

The tablet runs on Android 11, offering an intuitive user interface. Swipe down from the top for quick settings and notifications. Navigate using gestures or the traditional navigation bar.


5.2 Using the Google Play Store

As a Google Certified tablet, you have full access to the Google Play Store. Tap the "Play Store" icon on your home screen to browse and download millions of apps, games, movies, and books.

5.3 Camera Functionality

The tablet features a 5MP front camera and a 13MP rear camera for photos and video calls.

- Open the **Camera** app.
- Switch between front and rear cameras using the camera toggle icon.
- Tap the shutter button to take a photo or record a video.



 **13MP**
Rear Camera

 **5MP**
Front Camera



1280*800HD screen is colorful&clear



The tablet is equipped with a 13MP rear camera and a 5MP front camera, suitable for capturing moments and video calls.

6. MAINTENANCE

6.1 Cleaning the Tablet

Use a soft, lint-free cloth to clean the screen and body of the tablet. Avoid using harsh chemicals or abrasive materials.

6.2 Software Updates

Periodically check for system updates to ensure optimal performance and security. Go to**Settings > System > System update**.

6.3 Storage Management

To maintain performance, regularly manage your tablet's storage. Delete unnecessary files, uninstall unused apps, and utilize the Micro SD card for media storage.

7. TROUBLESHOOTING

Problem	Possible Solution
Tablet won't turn on	Ensure the tablet is charged. Press and hold the power button for 10-15 seconds to force a restart.
Wi-Fi connection issues	Check if Wi-Fi is enabled. Restart your router. Forget the network and reconnect.
Bluetooth accessories not pairing	Ensure accessories are in pairing mode and charged. Restart Bluetooth on the tablet.
Slow performance	Close unused apps. Clear cache. Free up storage space. Restart the tablet.
Apps crashing	Clear the app's cache and data (Settings > Apps). Reinstall the app.

8. SPECIFICATIONS

Feature	Detail
Model Number	K113
Screen Size	10.1 Inches
Screen Resolution	1280 x 800 (HD)
Max Screen Resolution	1920x1080 Pixels
Processor	1.6 GHz Quad-core (Allwinner)
RAM	4 GB
Hard Drive (ROM)	64 GB
Expandable Storage	Up to 128GB via Micro SD Card
Operating System	Android 11
Battery Capacity	6000mAh Lithium Polymer
Front Camera	5 MP
Rear Camera	13 MP

Feature	Detail
Connectivity	2.4G+5G Dual Band WiFi, Bluetooth 5.0
Item Weight	3.05 pounds
Product Dimensions	9.45 x 6.3 x 0.31 inches
Color	Iron Black

9. WARRANTY AND SUPPORT

ZONKO offers lifetime technical support and a 365-day warranty for your tablet. If you encounter any problems with your product, please do not hesitate to contact us. Have your order number ready when contacting support for faster service.

For support, please visit the ZONKO store on Amazon or contact customer service through your purchase platform.