

## Manuals+

[Q & A](#) | [Deep Search](#) | [Upload](#)

[manuals.plus](#) /

- › [Mega Brands](#) /
- › [MEGA Construx Hot Wheels Mega-Wrex Monster Truck Building Set Instruction Manual](#)

## Mega Brands HDJ95

# MEGA Construx Hot Wheels Mega-Wrex Monster Truck Building Set Instruction Manual

Brand: Mega Brands

## PRODUCT OVERVIEW

The MEGA Construx Hot Wheels Mega-Wrex building set allows you to construct an authentic monster truck model, complete with giant wheels and a distinctive dinosaur-head shaped body. This set includes a micro action figure driver, enabling interactive play. It is designed to be combined with other MEGA Hot Wheels building sets for expanded creative possibilities.



Image: The Mega-Wrex Monster Truck building set, showing the assembled truck, the micro action figure, and the product packaging.

## What's Included

Your MEGA Construx Hot Wheels Mega-Wrex Monster Truck building set contains all the necessary components for assembly and play.

- 187 building pieces for the Mega-Wrex Monster Truck.
- 1 poseable micro action figure driver.
- An extra set of wheels to transform the vehicle into a race car.



Image: Various building pieces, including the main truck body, different sets of wheels, and the micro action figure, laid out for assembly.

## Key Features

- 187-piece MEGA Hot Wheels Mega Wrex Monster Truck building toy with extra set of wheels that turns vehicle into a race car.
- Includes 1 poseable micro action figure.
- Features authentic monster truck details such as giant wheels and dinosaur-shaped body.
- Bricks and pieces combine with all MEGA building sets and are compatible with other name brands.
- Ideal for ages 5 and up, this building toy provides build-and-play experiences to help develop creativity and problem-solving skills.



Image: The Mega-Wrex Monster Truck shown in both its monster truck configuration and its race car configuration, highlighting the interchangeable wheels feature.

### Product Demonstration Video

Your browser does not support the video tag.

Video: A short demonstration of the Mega-Wrex Monster Truck, showcasing its features and design. This video is provided by MATTEL.

### Product Overview Video

Your browser does not support the video tag.

Video: An 11-second overview of the Hot Wheels Mega-Wrex Monster Truck Building Set, highlighting its key components. This video is provided by the Merchant.

## ASSEMBLY INSTRUCTIONS

Follow the step-by-step instructions provided in the physical manual included with your building set. Ensure all pieces are accounted for before beginning assembly.



1. Unpack all components and verify against the parts list in your manual.
2. Begin assembly by following the numbered steps in the instruction booklet.
3. Pay close attention to the orientation of pieces as indicated in the diagrams.
4. Ensure all connections are firm and secure to prevent parts from detaching during play.
5. Once the main truck is assembled, you can choose to attach the monster truck wheels or the smaller race car wheels.



**COMPATIBLE  
WITH OTHER NAME BRANDS**

Image: A child engaged in the assembly process of the Mega-Wrex Monster Truck, with building pieces and the instruction manual visible.

## OPERATING YOUR MEGA-WREX MONSTER TRUCK

Once assembled, the Mega-Wrex Monster Truck is ready for imaginative play. The micro action figure can be placed in the driver's seat to enhance the play experience.

- Place the micro action figure into the driver's cockpit.
- Roll the truck across various surfaces. Its large wheels are designed for monster truck action.
- Experiment with both sets of wheels to change the vehicle's appearance and performance.

- Combine with other MEGA Hot Wheels building sets to create unique vehicles and play scenarios.



Image: The assembled Mega-Wrex Monster Truck with the micro action figure standing beside it, ready for play.

## CARE AND MAINTENANCE

Proper care will ensure the longevity of your building set.

- **Cleaning:** Wipe pieces with a damp cloth if they become dirty. Avoid harsh chemicals or abrasive cleaners.
- **Storage:** Store the building set in a cool, dry place away from direct sunlight to prevent discoloration or warping of plastic pieces. Keep small pieces in a container to avoid loss.
- **Handling:** Handle the assembled model with care to prevent pieces from detaching.

## TROUBLESHOOTING

If you encounter any issues with your building set, refer to the following common solutions:

- **Missing Pieces:** If you find any pieces are missing upon opening the set, first double-check the packaging and all contents. If a piece is genuinely missing, contact Mega Brands customer support for assistance.
- **Parts Not Staying Together:** Ensure that pieces are firmly pressed together until they click into place. Refer to the instruction manual diagrams to confirm correct alignment and connection points. Some parts may require more pressure than others.
- **Difficulty Assembling:** Review the instruction manual carefully, paying attention to the step-by-step illustrations. Sometimes, a small detail can be overlooked. If a step is particularly challenging, try re-examining the previous steps.

## PRODUCT SPECIFICATIONS

Specification	Detail
Product Dimensions	10.3 x 2.4 x 1 inches
Item Weight	10.2 ounces
Item Model Number	HDJ95
Manufacturer Recommended Age	5 years and up
Manufacturer	Mattel

## SAFETY INFORMATION

**WARNING: CHOKING HAZARD - Small Parts. Not for children under 3 yrs.**






© 2024 Mega Brands. All rights reserved.

### Related Documents - HDJ95



[MEGA Hot Wheels HW V8 Bomber Monster Truck Building Instructions](#)

Step-by-step building instructions for the MEGA Hot Wheels HW V8 Bomber Monster Truck construction set (HHD17). Includes assembly guidance, part identification, and safety information.

	<p><a href="#">MEGA Masters of the Universe Havoc Staff HFC45 Building Set Instructions</a></p> <p>Step-by-step building instructions for the MEGA Masters of the Universe Havoc Staff HFC45 construction set. Learn how to assemble this collectible toy from Mattel.</p>
	<p><a href="#">UNSC Hornet vs. Covenant Vampire Construction Set Assembly Instructions</a></p> <p>Detailed assembly instructions for the MEGA Brands Halo UNSC Hornet vs. Covenant Vampire construction set, including part lists and step-by-step visual guides.</p>
	<p><a href="#">MEGA-WREX Monster Truck Building Instructions</a></p> <p>Detailed assembly guide for the MEGA-WREX Monster Truck building set by MEGA, featuring Hot Wheels Monster Trucks. Learn how to build and customize your vehicle.</p>
	<p><a href="#">Hot Wheels Twin Mill Building Set HDJ90 Assembly Instructions</a></p> <p>Detailed step-by-step instructions for assembling the Hot Wheels Twin Mill building set (model HDJ90) by MEGA Construx. Includes textual descriptions of all building stages and components.</p>
	<p><a href="#">MEGA Hot Wheels GUNKSTER™ Monster Truck Building Instructions (HDJ94)</a></p> <p>Step-by-step building instructions for the MEGA Hot Wheels GUNKSTER™ Monster Truck (Model HDJ94). Includes assembly steps, parts list, and creative combination ideas.</p>