

## Feit Electric FY6-20/CPR

# Feit Electric FY6-20/CPR 6ft Indoor LED Fairy String Lights Instruction Manual

## INTRODUCTION

This manual provides instructions for the safe and efficient use of your Feit Electric FY6-20/CPR 6ft Indoor LED Fairy String Lights. Please read these instructions carefully before installation and operation, and retain them for future reference.

## SAFETY INFORMATION

- This product is intended for **indoor use only**. Do not expose to water or moisture.
- Do not attempt to modify or disassemble the light strand. This may cause damage and void the warranty.
- Ensure batteries are inserted with correct polarity (+/-). Incorrect insertion can cause damage.
- Remove batteries if the product is not used for an extended period to prevent leakage.
- Keep batteries out of reach of children.

## PACKAGE CONTENTS

Verify that your package contains the following items:

- 1 x Feit Electric 6ft LED Fairy String Light Strand (Model: FY6-20/CPR)

*Note: 2 AA batteries are required and are not included in the package.*




Image: Product packaging for Feit Electric 6ft LED Fairy String Lights. The packaging displays the brand logo, product length, wire type, and light color.

## SETUP

### 1. Battery Installation

1. Locate the battery compartment on the light strand.
2. Open the battery compartment cover.
3. Insert **two (2) AA batteries**, ensuring the positive (+) and negative (-) terminals align with the markings inside the compartment.

4. Close the battery compartment cover securely.

## 2. Placement

- The 6ft copper wire is flexible and can be shaped to fit various indoor decorative applications.
- Place the lights in your desired indoor location, such as inside glass jars, around plants, or along shelves.
- Ensure the battery pack is placed in a stable, dry location.



Image: Feit Electric 6ft LED Fairy String Lights coiled inside a clear glass jar, providing warm white illumination. The image demonstrates a typical indoor decorative application.

## OPERATING INSTRUCTIONS

---

To operate your Feit Electric LED Fairy String Lights:

- Locate the On/Off switch on the battery compartment.
- Slide the switch to the '**ON**' position to illuminate the lights.
- Slide the switch to the '**OFF**' position to turn off the lights.

## MAINTENANCE

---

### Battery Replacement

When the lights begin to dim or stop working, it is time to replace the batteries:

1. Ensure the On/Off switch is in the 'OFF' position.
2. Open the battery compartment cover.
3. Remove the old AA batteries.
4. Insert two new AA batteries, observing correct polarity.
5. Close the battery compartment cover securely.

### Cleaning

To clean the light strand:

- Ensure the lights are turned off and batteries are removed.
- Gently wipe the copper wire and LED bulbs with a soft, dry cloth.
- Do not use liquid cleaners or abrasive materials.

Storage

When not in use, store the lights in a cool, dry place, away from direct sunlight and moisture. Remove batteries before storing for extended periods.

TROUBLESHOOTING

Problem	Possible Cause	Solution
Lights do not turn on.	Batteries are dead or incorrectly inserted.	Replace batteries with new ones, ensuring correct polarity.
Lights are dim.	Batteries are low.	Replace batteries with new ones.
Lights flicker.	Loose battery connection or low batteries.	Check battery compartment for secure connection. Replace batteries if necessary.

SPECIFICATIONS

Brand	Feit Electric
Model Number	FY6-20/CPR
Light Type	LED Fairy String Lights
Length	6 feet (72 inches)
Wire Material	Copper Wire
Light Color	Warm White (3000 Kelvin)
Power Source	2 AA Batteries (not included)
Wattage	1.8 watts
Voltage	4.5 Volts
Indoor/Outdoor Usage	Indoor
Rated Life Hours	5,000 hours
Special Features	Energy Efficient, On/Off Switch







WARRANTY

This Feit Electric product is covered by a **1-year manufacturer's warranty** from the date of purchase. This warranty covers defects in materials and workmanship under normal use. For warranty claims or further details, please refer to the official Feit Electric website or contact their customer support.

## CUSTOMER SUPPORT

For technical assistance, troubleshooting not covered in this manual, or general inquiries, please contact Feit Electric customer support. Refer to the product packaging or the official Feit Electric website for current contact information.

### Related Documents - FY6-20/CPR

	<p><a href="#">Feit Electric FY30-100/CW/SLV LED Fairy String Lights: Safety &amp; Operation Guide</a></p> <p>Comprehensive safety instructions, operating guide, and product details for the Feit Electric FY30-100/CW/SLV LED Fairy String Lights. Learn how to use the battery pack and remote control for various lighting modes.</p>
	<p><a href="#">Feit Electric 72007 LED String Lights - Installation and Safety Guide</a></p> <p>This guide provides essential safety instructions, installation methods, and maintenance tips for the Feit Electric 72007 LED String Lights. Learn how to safely connect, install, and replace bulbs for these durable indoor/outdoor lights.</p>
	<p><a href="#">Feit Electric LED String Light Installation Instructions - Model 72031</a></p> <p>Comprehensive installation guide for Feit Electric Model 72031 LED String Lights, covering setup, safety, bulb replacement, and remote control operation for indoor and outdoor use.</p>
	<p><a href="#">Feit Electric SL30-15/RGBW String Lights User Manual and Installation Guide</a></p> <p>Comprehensive guide for Feit Electric SL30-15/RGBW RGBW string lights, covering safety instructions, installation, bulb replacement, remote control operation, and warranty information.</p>
	<p><a href="#">Feit Electric SL48/182/FIL Weatherproof String Lights Installation and Safety Guide</a></p> <p>This guide provides essential safety instructions, installation methods, bulb replacement procedures, troubleshooting tips, and warranty information for the Feit Electric SL48/182/FIL weatherproof string lights.</p>
	<p><a href="#">Feit Electric Smart Color Changing Filament String Lights Installation and Operation Guide</a></p> <p>Comprehensive guide for installing and operating Feit Electric's SL24-12/RGBW/WFIL/AG Smart Color Changing Filament String Lights, including safety instructions, setup, remote control usage, and troubleshooting.</p>