QCY BH20T13A

QCY T13 True Wireless Earbuds User Manual

Model: BH20T13A
Brand: QCY

Introduction

The QCY T13 True Wireless Earbuds offer a high-quality audio experience with advanced features designed for convenience and performance. Equipped with a 7.2mm large speaker driver, these earbuds deliver rich bass, clear midrange, and crisp treble. The integrated ENC noise cancellation technology ensures clear voice calls by reducing ambient noise, making them suitable for various communication needs.

What's in the Box

- QCY T13 Earbuds (Left and Right)
- Charging Case
- Type-C Charging Cable
- Ear-tips (Small, Medium, Large)
- User Manual

Image: All components included in the QCY T13 Earbuds package.

Setup

Charging the Earbuds and Case

Before first use, fully charge the earbuds and charging case. Connect the provided Type-C charging cable to the charging case and a power source. The indicator light on the case will show charging status. A full charge provides up to 8 hours of listening time for the earbuds, with the charging case extending total playtime to 40 hours. A quick 5-minute charge can provide 1 hour of use.

Image: The QCY T13 charging case with a Type-C charging cable connected.

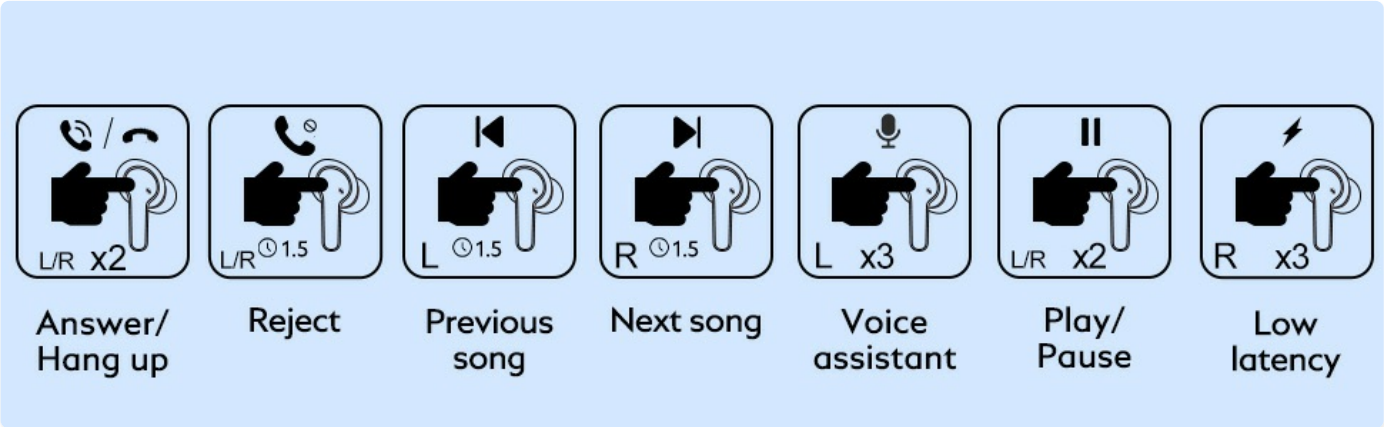

Image: Battery indicator lights on the charging case: Red (<50%), Blue (50-90%), Green (>90%).

Pairing with Your Device

1. Ensure the earbuds are charged.
2. Open the charging case. The earbuds will automatically power on and enter pairing mode.
3. On your device (smartphone, tablet, etc.), enable Bluetooth and search for "QCY-T13".
4. Select "QCY-T13" to connect. Once connected, you will hear a confirmation tone.

Image: The QCY T13 earbuds in their charging case, ready for pairing.

Your browser does not support the video tag.

Video: Demonstrates how to operate the QCY T13 wireless Bluetooth earbuds, including pairing and basic functions.

Operating Instructions

Touch Controls

The QCY T13 earbuds feature smart touch controls for convenient operation without needing to access your phone. The touch-sensitive area is located on the outer surface of each earbud.

Action	Control
Answer/Hang up Call	Double-tap L/R earbud
Reject Call	Press and hold L/R earbud for 1.5 seconds
Play/Pause Music	Double-tap L/R earbud
Previous Song	Press and hold Left earbud for 1.5 seconds
Next Song	Press and hold Right earbud for 1.5 seconds
Activate Voice Assistant	Triple-tap Left earbud
Low Latency Mode	Triple-tap Right earbud

Image: Visual guide to the touch controls for the QCY T13 earbuds.

Your browser does not support the video tag.

Video: A short demonstration of the QCY T13 Wireless Bluetooth Earbuds in use.

Your browser does not support the video tag.

Video: A brief overview of the QCY T13 Earbuds, highlighting their microphone capabilities.

Wearing the Earbuds

For optimal sound quality and comfort, choose the ear tips that best fit your ears. The QCY T13 comes with small, medium, and large ear tips. Insert the earbuds into your ears and gently twist them to secure a snug fit.

Image: Various ear tip sizes for a customizable and comfortable fit.

Usage Modes: Stereo, Mono, and Share

- **Stereo Mode:** Use both earbuds for an immersive stereo audio experience. Ideal for music and videos.
- **Mono Mode:** Use either the left or right earbud independently. This is useful for calls or when you need to be aware of your surroundings.
- **Share Mode:** Share one earbud with another person while you use the other, allowing two people to listen to the same audio source.

Image: Illustrations of Stereo, Mono, and Share modes for the earbuds.

Maintenance

Cleaning

To maintain optimal performance and hygiene, regularly clean your earbuds. Use an alcohol pad to gently clean the charging contacts, ear tips, and the mesh covering the speaker.

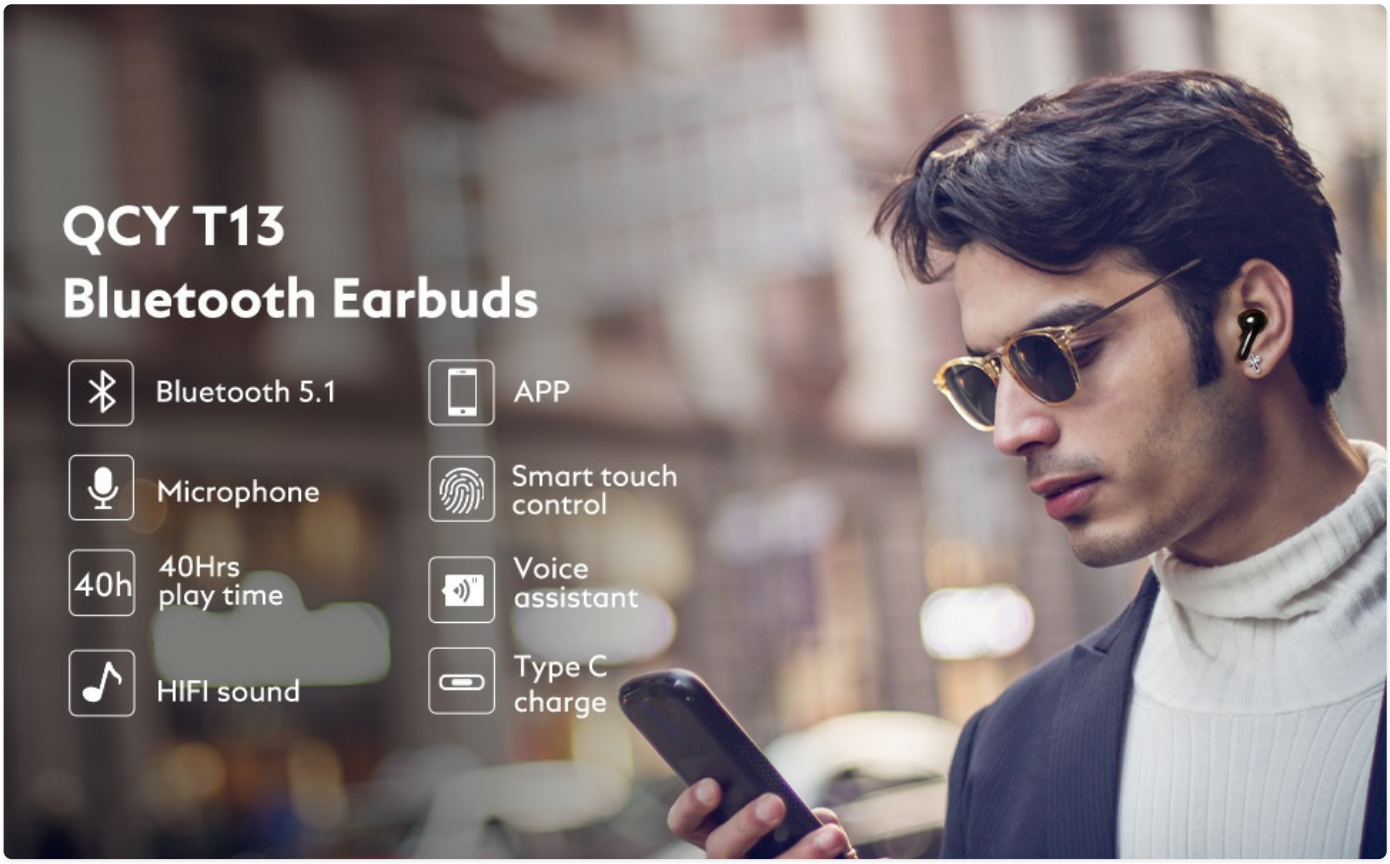

Image: Instructions for cleaning the earbuds' components.

Water Resistance

The QCY T13 earbuds are IPX5 water-resistant, meaning they are protected against low-pressure water jets from any direction. This makes them suitable for workouts and light rain. However, they are not designed for submersion in water or for use during swimming.

Image: The earbuds demonstrating their IPX5 water resistance.

Troubleshooting

Resetting the Earbuds

If you experience pairing issues, sound problems, or other malfunctions, resetting the earbuds can often resolve the issue.

1. Place both earbuds back into the charging case and ensure they are charging.
2. Keep the charging case open.
3. Press and hold the button on the charging case for 10 seconds until the red and blue LED indicators flash alternately 3 times.
4. Close the case, then open it again to re-enter pairing mode and attempt to reconnect to your device.

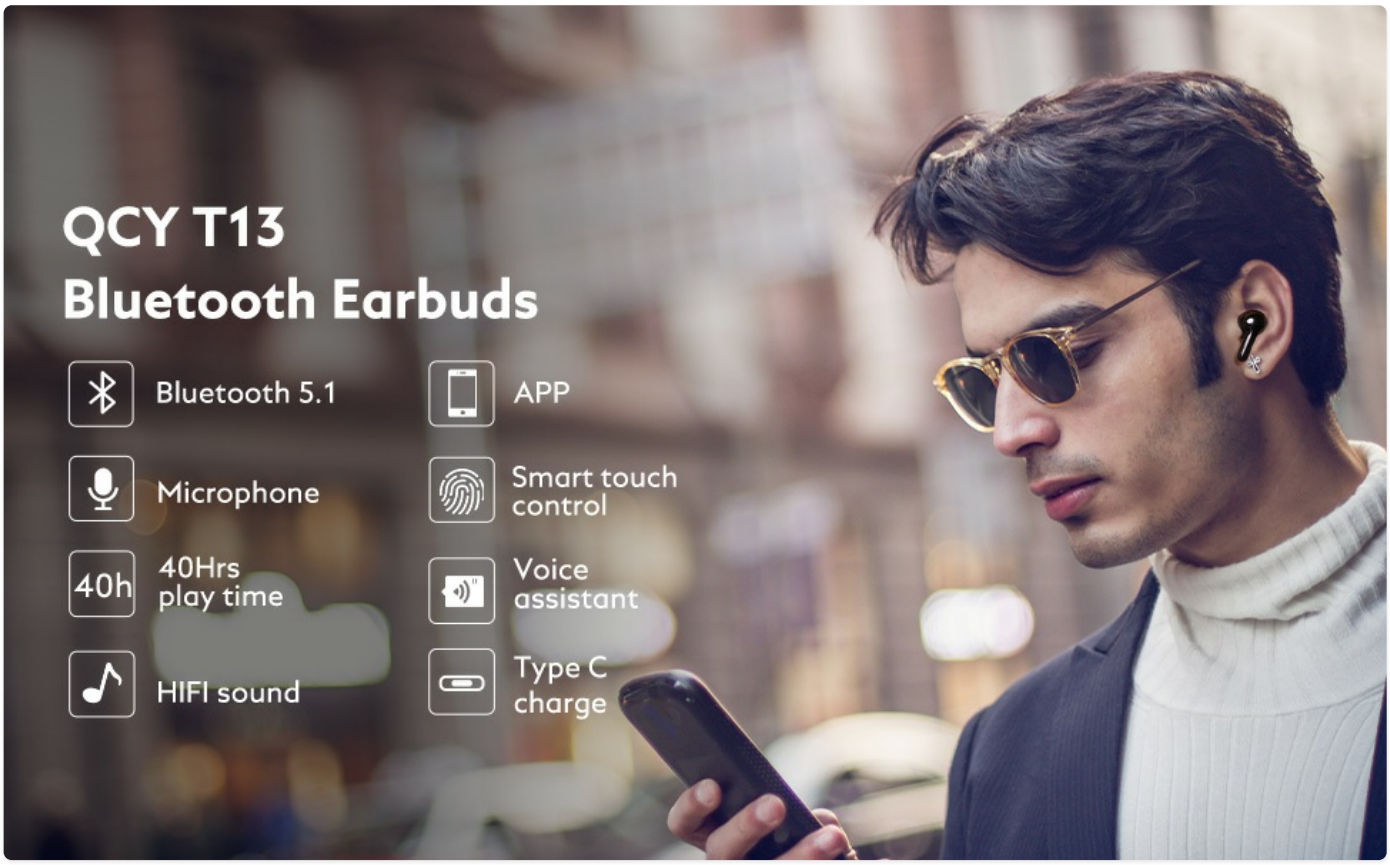

Image: Step-by-step guide to resetting the earbuds.

Common Issues

- **Only one earbud connects:** Try resetting the earbuds as described above. Ensure both earbuds are properly seated in the charging case before resetting.
- **Earbuds not charging:** Check if the charging cable is securely connected and the power source is active. Ensure the charging contacts on both the earbuds and the case are clean and free of debris.
- **Low volume or poor sound quality:** Adjust the volume on your connected device. Ensure the ear tips provide a good seal in your ear canal. Clean the earbud mesh to remove any obstructions.
- **Connection drops frequently:** Ensure your device is within the Bluetooth range (approximately 30 feet). Avoid environments with strong electromagnetic interference.

Specifications

Feature	Detail
Model Name	T13
Model Number	BH20T13A
Connectivity Technology	Wireless (Bluetooth 5.1)
Bluetooth Range	Up to 30 feet
Audio Driver Size	7.2 mm Dynamic Driver
Frequency Response	20Hz - 20kHz
Impedance	16 Ohm
Noise Control	Sound Isolation, ENC Noise Cancellation (for calls)

Feature	Detail
Battery Life (Earbuds)	Up to 8 hours
Total Playtime (with Charging Case)	Up to 40 hours
Charging Time	Approx. 1.5 hours (earbuds and case)
Charging Port	USB Type-C
Water Resistance Level	IPX5
Control Type	Touch Control
Item Weight	49 Grams (total)
Product Dimensions	2.13 x 2.09 x 1.1 inches
Included Components	Earphone, Charging Case, Type-C Charging Cable, Ear-tips, User manual

Warranty and Support

The QCY T13 True Wireless Earbuds come with a **1-Year Replacement Warranty**, ensuring peace of mind regarding product defects or malfunctions under normal use.
For further assistance, you may refer to the official User Manual PDF available here. You can also visit the official QCY store on Amazon for more information and support: QCY Amazon Store.

© 2024 QCY. All rights reserved.