



Manuals.plus /

- › Suright /
- › Suright LED Night Light LD061-WH Instruction Manual

Suright LD061-WH

Suright LED Night Light LD061-WH Instruction Manual

Model: LD061-WH

INTRODUCTION

Thank you for choosing the Suright LED Night Light. This device is designed to provide soft, adjustable illumination for various indoor spaces, including children's rooms, living rooms, hallways, and more. It features remote control operation, adjustable brightness, and a timer function for convenience and energy efficiency. Please read this manual carefully before use to ensure proper operation and maintenance.

Multifunctional Night Light




Image: The Suright LED Night Light shown in different environments such as a bedroom, living room, staircase, and bathroom, highlighting its versatility.

PACKAGE CONTENTS

- 1 x Suright LED Night Light
- 1 x Remote Control
- 1 x User Manual (this document)

SETUP

1. **Unpack:** Carefully remove the LED Night Light and its remote control from the packaging.
2. **Remote Control Battery:** Locate the remote control. Before first use, remove the insulating film from the battery compartment to activate the pre-installed Lithium Polymer battery.
3. **Plug In:** Insert the LED Night Light directly into a standard electrical wall socket. Ensure it is securely plugged in.

OPERATING INSTRUCTIONS

Light Modes: Warm White and Cool White

The night light offers two distinct light temperatures to suit different preferences and environments.

- **Warm White Light:** Provides a soft, relaxing glow, ideal for creating a comfortable atmosphere in bedrooms or nurseries.
- **Cool White Light:** Offers brighter illumination, suitable for areas requiring better visibility such as kitchens, hallways, or dark corners.

Two Comfortable Lights





Image: A visual comparison showing the night light emitting warm yellow light in one setting and cold white light in another, demonstrating the two available color temperatures.

Remote Control Functions

The included remote control allows for convenient adjustment of the night light's settings from a distance of up to 5 meters.

Remote Control To Adjust



Image: A person using the remote control to adjust the night light from a bed, illustrating the 5-meter control distance. Icons for Warm Yellow/Cold White, 3 Adjustable Brightness, and Time Function are also displayed.

- **ON/OFF Button:** Press to turn the night light on or off.
- **MODE Button:** Toggles between Warm White and Cool White light modes.
- **Brightness Buttons (Up/Down):** Adjusts the light intensity. There are three adjustable brightness levels: soft, medium, and bright (approximately 25%, 75%, and 100% intensity).

3 Adjustable Brightness Level Controlled by Remote Control



Image: The night light displayed at 100%, 75%, and 25% brightness levels, demonstrating the adjustable intensity controlled by the remote.

- **Timer Buttons (30 Min / 60 Min):** Activates the automatic shut-off timer.
 - Press **30 Min** to set the light to turn off automatically after 30 minutes.
 - Press **60 Min** to set the light to turn off automatically after 60 minutes.

Timed Night Light

Remote control timing, automatically turn off the light after timing, more energy-saving.



Turn Off Automatically After
30min/60min

Image: A child sleeping peacefully with the night light on, and an overlay indicating the light will turn off automatically after 30 or 60 minutes, illustrating the timer function.

MAINTENANCE

- **Cleaning:** Disconnect the night light from the power outlet before cleaning. Wipe the exterior with a soft, dry cloth. Do not use abrasive cleaners or immerse the unit in water.
- **Durability:** The night light is constructed from flame-retardant ABS shell and special PC material, designed for durability and high temperature resistance.
- **LED Lifespan:** The integrated LED lamp beads have a lifespan of approximately 60,000 hours, meaning no lamp replacement is typically required.

Up To **60000** Hours Lighting Time

Energy Saving, Long Serving Life

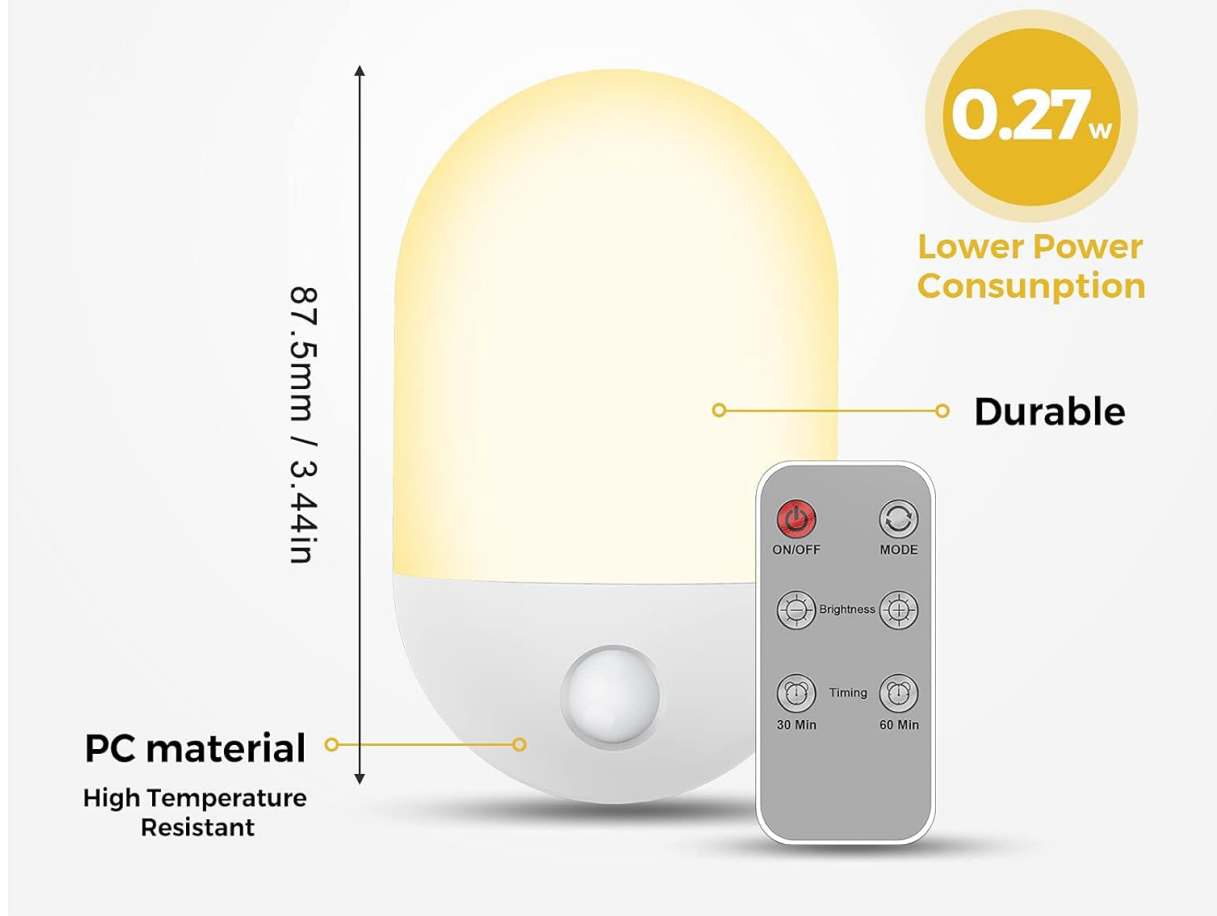


Image: A diagram showing the dimensions of the night light (87.5mm / 3.44in height), its low power consumption (0.27W), and highlighting its durable PC material and long lifespan (up to 60,000 hours).

TROUBLESHOOTING

- **Light does not turn on:**
 - Ensure the night light is securely plugged into a working electrical outlet.
 - Check if the power outlet is functional by plugging in another device.
 - Press the ON/OFF button on the remote control.
- **Remote control is not working:**
 - Ensure the insulating film has been removed from the remote control battery.
 - Check the remote control battery. If the battery is depleted, replace it with a new Lithium Polymer battery.
 - Ensure you are within the 5-meter operating range of the night light.
 - Ensure there are no obstructions between the remote control and the night light.
- **Light is flickering or dim:**
 - Ensure the night light is fully plugged into the outlet.

- Adjust the brightness settings using the remote control.

SPECIFICATIONS

| Feature | Detail |
|-------------------------|--|
| Model Number | LD061-WH |
| Brand | Suright |
| Lamp Type | LED (SMD LED) |
| Lamp Power | 0.27W x 2 |
| Lamp Output (Lumens) | 5lm x 2 |
| Cool White Temperature | 2800-3000K |
| Warm White Temperature | 5000-5500K |
| Control Mode | Remote Control |
| Remote Control Distance | Up to 5m |
| LED Life | Approximately 60,000 hours |
| Power Consumption | 0.2W (low power) |
| Material | Flame-retardant ABS shell, PC material |
| Product Dimensions | 6.8D x 6.4W x 9.5H Centimetres |
| Weight | 45 Grams |
| Power Source | AC (230 Volts) |
| Remote Battery | 1 Lithium Polymer battery (included) |

WARRANTY

The Suright LED Night Light comes with a **24-month warranty** from the date of purchase. This warranty covers manufacturing defects and ensures the product functions as described under normal use. Please retain your proof of purchase for warranty claims. For any issues, refer to the support section.

SUPPORT

If you encounter any problems or have questions regarding your Suright LED Night Light that are not addressed in this manual, please contact Suright customer support. Refer to the contact information provided with your purchase or visit the official Suright website for assistance.