



Manuals.plus /

› HP /

› HP 2021 15.6" FHD Laptop User Manual

## HP HP 2021

# HP 2021 15.6" FHD Laptop User Manual

Model: HP 2021 | Brand: HP

## INTRODUCTION

---

This manual provides essential information for setting up, operating, maintaining, and troubleshooting your HP 2021 15.6-inch Full HD Laptop. This device is equipped with an Intel Celeron N4020 Processor, 8GB DDR4 RAM, and a 256GB Solid State Drive, designed for everyday computing tasks.

## WHAT'S IN THE BOX

---

Carefully unpack your new HP laptop and ensure all components are present.

- HP 15 Laptop
- 45 W Smart AC power adapter
- Documentation (Setup poster)

# At a glance

## Specifications

1080p

15.6" diagonal display

60Hz

60Hz refresh rate

Windows 10

Windows 10 Home (S mode)



Intel® Celeron® N4020 Processor

4 GB

4 GB memory

SSD

128 GB SSD



Wi-Fi 5 & Bluetooth® 4.2



Up to 9 hours (video playback)

## Highlighted features



See more. Take it anywhere.

See more, do more from anywhere with a 6.5 mm micro-edge bezel display and slim, portable design.



Reliable performance for every day

Tackle your busiest days with the Intel® processor and integrated graphics.



Powered up and productive. All day long.

Designed for all-day productivity with 9 hours of video playback battery life and precision touchpad.



Environmentally conscious

This laptop is ENERGY STAR® certified and EPEAT® Silver registered.

## Additional features

- Built-in DVD-Writer
- Upgradable memory
- Digital media card reader
- Built-in webcam
- Touchpad with gesture capabilities
- Backlit keyboard
- 10-key numeric keypad
- Fingerprint reader
- Touchscreen

Included  Not included

Image: Contents of the HP laptop box, showing the laptop, AC adapter, and setup poster.

## SETUP

### 1. Initial Power On and Charging

Before first use, connect the AC power adapter to the laptop's power port and then to a wall outlet. Allow the battery to charge sufficiently before disconnecting the power adapter.

### 2. Windows 10 S Mode Setup

Follow the on-screen prompts to complete the initial Windows 10 S mode setup. This includes selecting your region, keyboard layout, connecting to a Wi-Fi network, and signing in with or creating a Microsoft account.

### 3. Activating Microsoft Office 365

Your laptop includes a 1-year subscription to Microsoft Office 365. To activate:

1. Launch any Office application (e.g., Word, Excel).
2. Start activation by signing in with your Microsoft account. Create one if you do not have one.
3. Click "Activate Office."

4. Sign in to your account and follow the prompts.
5. Complete steps 1, 2, and 3 as indicated.
6. Click "Refresh" once Office is ready.
7. Open a document and accept the license agreement.

#### 4. Switching Out of Windows 10 S Mode (Optional)

Windows 10 S mode is designed for security and performance, limiting app installations to the Microsoft Store. If you need to install apps from outside the Microsoft Store, you can switch to regular Windows 10 Home or Pro. This process is irreversible.

1. On your PC running Windows 10 in S mode, open **Settings > Update & Security > Activation**.
2. In the "Switch to Windows 10 Home" or "Switch to Windows 10 Pro" section, select **Go to the Store**. (Ensure you do not click a "Go to the Store" link in an "Upgrade your edition of Windows" section if present.)
3. On the "Switch out of S mode" (or similar) page that appears in the Microsoft Store, select the **Get** button.
4. After you see a confirmation message on the page, you will be able to install apps from outside of the Microsoft Store.



Image: Side view of the HP laptop highlighting the SuperSpeed USB Type-C, SuperSpeed USB Type-A, HDMI 1.4b, RJ-45 Ethernet port, headphone/microphone combo, and media card reader.

## OPERATING INSTRUCTIONS

## Keyboard and Touchpad

The laptop features a full-size keyboard with an integrated numeric keypad for enhanced productivity. The precision touchpad supports multi-touch gestures for intuitive navigation.

## Connecting Peripherals

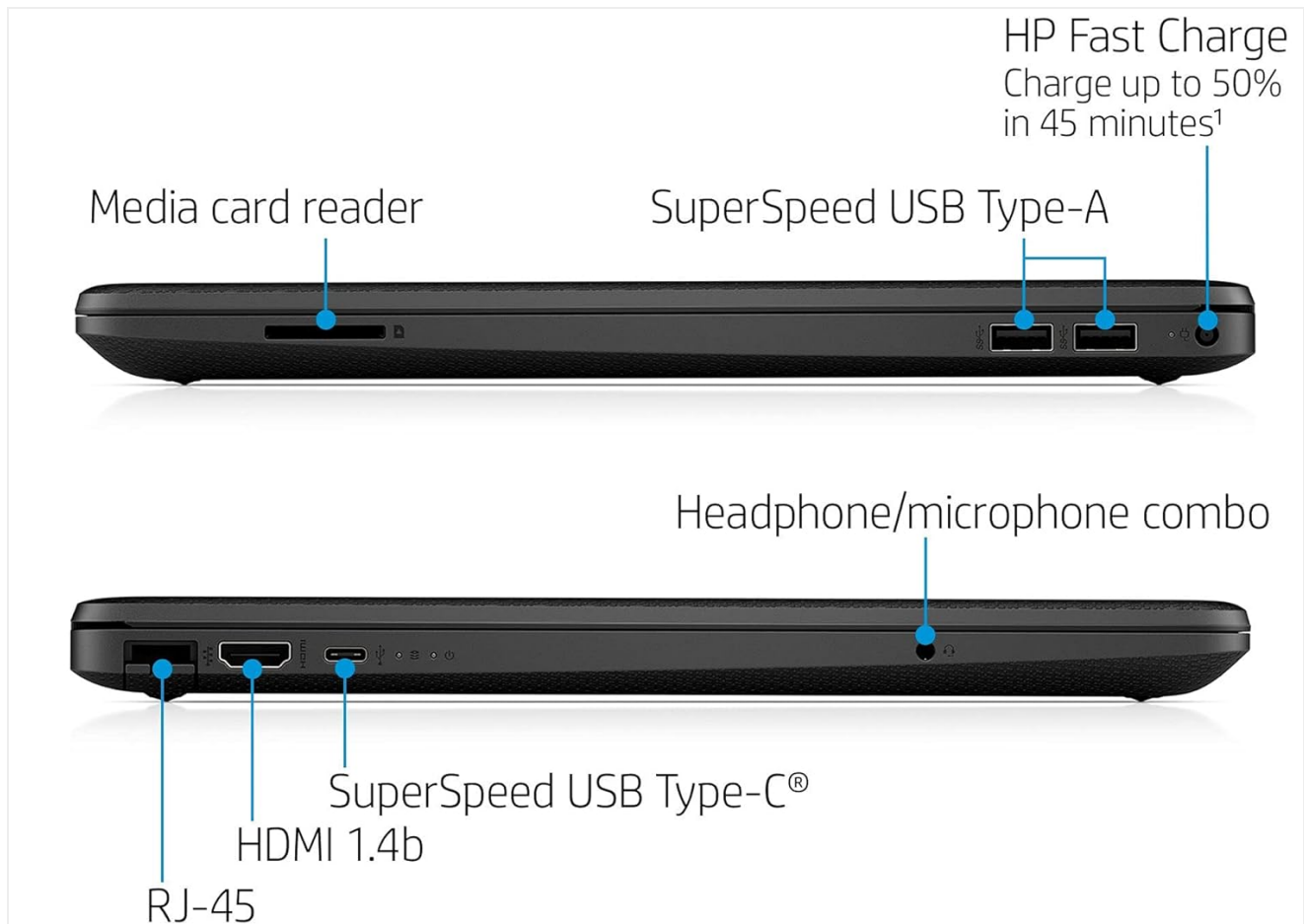
- **USB Devices:** Connect USB devices such as external drives, mice, or keyboards to the SuperSpeed USB Type-A or Type-C ports.
- **External Display:** Use the HDMI 1.4b port to connect an external monitor or projector.
- **Network:** Connect an Ethernet cable to the RJ-45 port for a wired network connection.
- **Audio:** Plug headphones or an external microphone into the headphone/microphone combo jack.

## Webcam and Microphone

The integrated HP True Vision 720p HD camera and dual array digital microphones are ready for online meetings and video calls. Ensure appropriate privacy settings are configured in Windows.

## Media Card Reader

Insert compatible SD media cards into the multi-format SD media card reader to access photos and files.



USB Type-C® and USB-C® are trademarks of USB Implementers Forum.

<sup>1</sup> Recharges your battery up to 50% within 45 minutes when the system is off (using "shut down" command). Recommended for use with the HP adapter provided with the notebook, not recommended with a smaller capacity battery charger. After charging has reached 50% capacity, charging speed will return to normal speed. Charging time may vary +/-10% due to System tolerance.

Image: The HP laptop's display area, highlighting the HP True Vision 720p HD Camera, rich 6.5 mm micro-edge Full HD IPS display, Intel UHD Graphics, and tuned stereo speakers.

## MAINTENANCE

---

### Battery Care

To prolong battery life, avoid fully discharging the battery frequently. For optimal performance, use the provided HP 45W Smart AC power adapter. The laptop supports HP Fast Charge, allowing it to charge up to 50% in approximately 45 minutes when powered off.

### Cleaning the Laptop

Use a soft, lint-free cloth slightly dampened with water or a screen cleaner to clean the display. For the keyboard and chassis, use a soft, dry cloth. Avoid harsh chemicals or abrasive materials.

### Software Updates

Regularly check for and install Windows updates to ensure your system has the latest security patches and performance improvements. You can find these in **Settings > Update & Security > Windows Update**.

## TROUBLESHOOTING

---

### Laptop Not Powering On

- Ensure the AC adapter is securely connected to both the laptop and a working power outlet.
- Verify the power outlet is functional by plugging in another device.
- If the battery is completely drained, it may take a few minutes of charging before the laptop can power on.

### Battery Not Holding Charge / Only Works When Plugged In

- Check the battery health status in Windows settings.
- Ensure all drivers, especially power management drivers, are up to date.
- If the issue persists, the battery may require service or replacement. Contact HP Support for assistance.

### No Wi-Fi Connection

- Check if Wi-Fi is enabled in Windows settings.
- Restart your router and modem.
- Ensure Wi-Fi drivers are installed and up to date.

### Display Issues

- If the screen is blank, try connecting an external monitor to determine if the issue is with the laptop's display or graphics card.
- Adjust display brightness using the function keys.

For more complex issues, refer to the HP support website or contact their customer service.


## SPECIFICATIONS

---

Below are the key technical specifications for your HP 2021 15.6" FHD Laptop:

Feature	Specification
Brand	HP
Model Name	HP 2021
Screen Size	15.6 Inches
Display Resolution	FHD (1920 x 1080) IPS, Anti-Glare
Processor	Intel Celeron N4020 (up to 2.8 GHz, 2 Cores, 4MB Cache)
RAM Memory	8GB DDR4 SDRAM
Storage	256GB SSD (Solid State Drive)
Graphics	Intel UHD Graphics
Operating System	Windows 10 S
Ports	1x SuperSpeed USB Type-C, 2x SuperSpeed USB Type-A, 1x HDMI 1.4b, 1x RJ-45, 1x Headphone/Microphone Combo, 1x AC Smart Pin
Wireless Connectivity	802.11 a/b/g/n/ac Wi-Fi, Bluetooth
Webcam	HP True Vision 720p HD camera with integrated dual array digital microphones
Battery	3-Cell, 41 WHr, Integrated Lithium Ion
Weight	3.86 Pounds
Color	Black

# What's in the box



- HP 15 Laptop
- 45 W Smart AC power adapter
- Setup poster

Mousepad

HDMI Cable

USB Extension




Image: Physical dimensions of the HP laptop (14.11" W x 9.53" D x 0.78" H) and weight (3.86 lbs).

**WARRANTY INFORMATION**

---

Your HP 2021 15.6" FHD Laptop comes with a limited manufacturer's warranty. Please refer to the documentation included in the box for specific terms, conditions, and duration of your warranty. Keep your proof of purchase for warranty claims.

## SUPPORT

---

For further assistance, technical support, or service inquiries, please visit the official HP support website or contact HP customer service directly. You can find contact information and resources on the HP website:

**HP Official Support Website**