

Sofucor 5247-BK-DC-HTM-60

Sofucor 52 Inch Solid Wood Ceiling Fan with Lights and Remote (Model 5247-BK-DC-HTM-60) Instruction Manual

1. INTRODUCTION

This manual provides detailed instructions for the installation, operation, and maintenance of your Sofucor 52 Inch Solid Wood Ceiling Fan with Lights and Remote. This fan features a reversible DC motor, dimmable LED lighting with multiple color temperatures, and a convenient remote control for ease of use. Designed for both indoor and covered outdoor spaces, it offers efficient air circulation and quiet operation.



Image 1: Sofucor 52 Inch Solid Wood Ceiling Fan with Lights and Remote.

2. IMPORTANT SAFETY INFORMATION

Please read and understand all instructions before beginning installation. Failure to follow these instructions may result in electric shock, fire, or personal injury.

- All wiring must be in accordance with national and local electrical codes.
- Installation should be performed by a qualified electrician.
- Ensure the installation site can support the fan's weight (approximately 14.45 pounds).
- Turn off power at the circuit breaker before installation or servicing.
- Do not bend the blade holders during installation or cleaning.
- Keep children away from the fan during operation.

3. PACKAGE CONTENTS

Verify that all components are present before beginning installation:

- 3 × Fan Blades
- 1 × DC Motor

- 1 × LED and Lampshade
- 1 × Remote Control
- 1 × User Manual
- 3 × Down-rods (5 inch, 10 inch, 24 inch)

4. PRODUCT SPECIFICATIONS

Feature	Specification
Brand	Sofucor
Model Name	5247-BK-DC-HTM-60
Product Dimensions	52"D x 52"W x 16"H
Color	Walnut+black
Electric Fan Design	Ceiling Fan
Power Source	DC
Number of Blades	3
Speed Settings	6 RPM
Noise Level	30 Decibels
Air Flow Capacity	5000 Cubic Feet Per Minute
Special Feature	Dimmable LED Light, Reversible Function
Voltage	120 Volts (DC)
Wattage	35 watts
Item Weight	14.45 Pounds
Certification	ETL Listed

52" PRODUCT INFORMATION



Image 2: Product dimensions and included down-rods for various ceiling heights.

5. INSTALLATION

Most functional components of the Sofucor ceiling fan are pre-assembled for easier installation. Refer to the detailed installation manual included in the package for step-by-step instructions and diagrams. An installation video is also available for visual guidance.

5.1 Down-rod Selection

The fan comes with three down-rods (5 inch, 10 inch, 24 inch) to accommodate different ceiling heights. Choose the appropriate length for your space to ensure optimal airflow and safety clearance.

5.2 Sloped Ceiling Installation

This ceiling fan can be installed on ceilings with a maximum slope of 15 degrees. Ensure the mounting bracket is securely fastened and the down-rod allows for proper fan clearance.



Image 3: Illustration of flat and sloped ceiling installation options.

5.3 Wiring

The wiring process is simplified with connectors. Connect the black, white, and ground wires as indicated in the manual. Ensure all connections are secure before proceeding.

5.4 Blade Attachment

Attach the solid wood fan blades to the motor housing. Ensure the blades are securely fastened to prevent wobbling during operation.

Your browser does not support the video tag.

Video 1: A user demonstrating the quiet operation and light features of the Sofucor ceiling fan.

6. OPERATING INSTRUCTIONS

Your Sofucor ceiling fan is operated using the included remote control.

6.1 Remote Control Functions

Controller function



Image 4: Detailed layout of the remote control buttons and their functions.

- **Light On/Off:** Toggles the LED light.
- **Light Dimming:** Adjusts the brightness from 1% to 100%.
- **Color Temperature Switch:** Cycles through 3000K (warm light), 4000K (natural light), and 6000K (cool light).
- **Fan On/Off:** Powers the fan on or off.
- **Fan Speed (1-6):** Selects one of six fan speeds.
- **Timing Control (1H/4H/8H):** Sets a sleep timer for 1, 4, or 8 hours.
- **Direction of the Fan (F/R):** Toggles the fan's rotation direction for summer or winter mode.
- **Natural Wind:** Activates a mode that simulates natural breezes.
- **Anti-theft Mode:** (Refer to full manual for specific functionality).

6.2 Dimmable LED Light

The integrated LED light offers three dimmable color temperatures and adjustable brightness. This allows you to customize the lighting to suit your preference and room ambiance.

CEILING FAN WITH DIMMABLE LED LIGHT

3 Color Temperatures Selectable



Image 5: Visual representation of the three dimmable light colors and brightness adjustment.

6.3 Reversible DC Motor

The reversible DC motor allows you to change the direction of the fan blades. In summer, the fan rotates counter-clockwise to create a cooling downdraft. In winter, it rotates clockwise to circulate warm air near the ceiling, helping to reduce heating costs.



Image 6: Diagram illustrating the summer (cooling) and winter (warm air circulation) modes.

Your browser does not support the video tag.

Video 2: A user demonstrating the fan's quiet operation and light features, highlighting its attractive design.

7. MAINTENANCE

Regular maintenance ensures optimal performance and longevity of your ceiling fan.

- **Cleaning:** Use a soft, damp cloth to clean the fan blades and motor housing. Do not use abrasive cleaners or solvents.
- **Blade Inspection:** Periodically check the fan blades for any signs of damage or looseness. Tighten screws if necessary.
- **Light Cover:** Ensure the light cover is securely attached and free from dust buildup.

8. TROUBLESHOOTING

If you experience issues with your Sofucor ceiling fan, refer to the following common solutions:

Problem	Possible Cause	Solution
---------	----------------	----------

Fan does not start	No power to the fan; Loose wiring; Remote control battery low	Check circuit breaker; Verify all wire connections; Replace remote control battery.
Fan wobbles	Loose blade screws; Unbalanced blades; Loose mounting bracket	Tighten all blade screws; Use a balancing kit (not included) if necessary; Ensure mounting bracket is secure.
Light does not work	Loose wiring; LED module failure	Check light wiring connections; Contact customer support for LED module replacement.
Remote not responding	Battery low/dead; Remote not paired	Replace remote battery; Refer to manual for remote pairing instructions.

For further assistance, please contact Sofucor customer support.

9. WARRANTY AND SUPPORT






Sofucor is committed to providing quality products and excellent customer service.

- **Motor Warranty:** Lifetime motor maintenance.
- **Accessories Warranty:** 3-year protection plan for accessories.
- **Technical Support:** Our technical team is available to assist you within 24 hours for any questions or concerns.



Image 7: ETL Listed certification, ensuring product safety and quality.

Related Documents - 5247-BK-DC-HTM-60

	<p>Sofucor 52-Inch Ceiling Fan Use and Care Guide Model 5247-W</p> <p>Detailed use and care guide for the Sofucor 52-inch ceiling fan (model 5247-W). Includes comprehensive installation steps, safety warnings, warranty details, remote control operation, and troubleshooting tips.</p>
	<p>Sofucor 52-Inch Ceiling Fan Use and Care Guide</p> <p>Comprehensive use and care guide for the Sofucor 52-inch DC ceiling fan, covering safety information, installation, operation, maintenance, and troubleshooting.</p>
	<p>Sofucor 52-Inch Ceiling Fan KBS-52104-DC-SN-YM-60 Use and Care Guide</p> <p>Comprehensive use and care guide for the Sofucor 52-inch ceiling fan, model KBS-52104-DC-SN-YM-60. Includes installation instructions, safety information, warranty details, operation, troubleshooting, and remote control usage.</p>
	<p>Sofucor 52-Inch Ceiling Fan 5247-WD-W Use and Care Guide</p> <p>Comprehensive use and care guide for the Sofucor 52-inch ceiling fan, model 5247-WD-W. Includes installation instructions, safety precautions, warranty information, troubleshooting tips, and remote control operation.</p>
	<p>Sofucor 52-Inch Ceiling Fan Use and Care Guide</p> <p>A comprehensive guide for the Sofucor 52-inch ceiling fan (model 5247-WD-W(C1-D6-001377)), covering installation, safety, operation, maintenance, and troubleshooting.</p>



[Sofucor KBS-48K006SMTY 48-Inch Ceiling Fan Use and Care Guide](#)

Comprehensive use and care guide for the Sofucor KBS-48K006SMTY 48-inch ceiling fan, including installation instructions, safety precautions, warranty information, troubleshooting, and smart system connectivity.