

[manuals.plus](#) /

› [Yaheetech](#) /

› [Yaheetech Fabric Recliner Chair Model 614006 Instruction Manual](#)

Yaheetech 614006

Yaheetech Fabric Recliner Chair (Model 614006) Instruction Manual

Brand: Yaheetech | Model: 614006

INTRODUCTION

Thank you for choosing the Yaheetech Fabric Recliner Chair. This manual provides essential information for the safe and efficient use of your new recliner. Please read it thoroughly before assembly and operation.

This mid-century modern recliner features an adjustable design with three relaxation modes, a thick foam and spring-filled seat for comfort, and stable legs for durability. Its compact size makes it suitable for various living spaces.



Image: Front view of the Yaheetech Fabric Recliner Chair in beige, showcasing its tufted back and clean lines.

IMPORTANT SAFETY INFORMATION

- Do not jump or stand on this recliner.

- Ensure all parts are securely fastened before use.
- Keep children and pets away from moving parts during operation.
- Maximum weight recommendation: 150 Kilograms (331 lbs).

SETUP AND ASSEMBLY

Assembly is required but designed to be straightforward. The recliner comes in three main parts: the backrest, the seat, and the legs. Follow these steps for quick assembly:

1. Carefully unpack all components and ensure all parts are present.
2. Attach the four legs to the base of the seat. Ensure they are securely tightened.
3. Align the backrest with the seat's connection points and slide it into place until it locks securely.

For a visual guide, please refer to the assembly video below:

Your browser does not support the video tag.

Video: Official Yaheetech installation guide for the recliner, demonstrating how to attach the legs and backrest.



Image: Detailed diagram illustrating the dimensions of the recliner in both upright and reclined positions.

OPERATING INSTRUCTIONS

The Yaheetech Recliner Chair offers three relaxation modes, easily adjusted by simply pushing back on the backrest. There are no external levers or buttons for reclining.

- **Upright Position (Approx. 90°):** Ideal for sitting, working, or engaging in conversations.
- **Mid-Recline Position (Approx. 120°):** Perfect for watching TV or light reading, with the footrest extended.
- **Full Recline Position (Approx. 160°):** Suitable for napping or deep relaxation, with the backrest fully tilted and footrest extended.

To recline, gently push back on the backrest with your body weight. The footrest will extend automatically. To return to an upright position, lean forward and push the footrest down with your legs until it locks into place.



Image: Visual representation of the three adjustable reclining positions: upright, mid-recline with footrest, and full recline with footrest.

Your browser does not support the video tag.

Video: Official Yaheetech video demonstrating the three relaxation modes of the recliner chair.

MAINTENANCE AND CARE

To ensure the longevity and appearance of your recliner, follow these care instructions:

- **Cleaning:** Wipe clean with a damp cloth. For spills, blot immediately with a clean, dry cloth. Avoid harsh chemicals.
- **Fabric Care:** The textile fabric is durable and breathable. Regular vacuuming with a soft brush attachment can help maintain its appearance.
- **Structural Integrity:** Periodically check all screws and bolts to ensure they are tight. Re-tighten if necessary.



Image: Close-up view highlighting the soft, thick, and air-permeable textile fabric of the recliner.

TROUBLESHOOTING

If you encounter any issues with your recliner, please refer to the following common solutions:

- **Reclining Mechanism Sticking:** Ensure no objects are obstructing the mechanism under the chair. Apply gentle, even pressure when reclining.

- **Chair Feels Unstable:** Verify that all legs are securely attached and tightened. Check for any loose connections in the frame.
- **Noise During Reclining:** This may be due to new mechanisms settling. If persistent, ensure all connections are tight.

PRODUCT SPECIFICATIONS

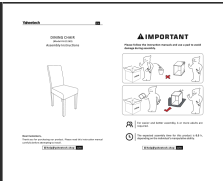

Feature	Detail
Brand	Yaheetech
Model Number	614006
Color	Beige
Product Dimensions (Upright)	32"D x 26.5"W x 40.5"H
Maximum Weight Recommendation	150 Kilograms (331 lbs)
Fabric Type	Textile (Suede upholstery)
Fill Material	Foam
Special Features	Adjustable, Arm Rest, Reclining
Assembly Required	Yes





CUSTOMER SUPPORT

For further assistance, questions, or concerns regarding your Yaheetech Fabric Recliner Chair, please contact Yaheetech customer support. Refer to your purchase documentation for specific contact details or visit the official Yaheetech website.

You can also visit the [Yaheetech Store on Amazon](#) for more product information.

Related Documents - 614006

	<p>Yaheetech Dining Chair Assembly Instructions (Model 611269)</p> <p>Step-by-step assembly guide for the Yaheetech Dining Chair, Model 611269. Includes safety precautions, parts identification, and detailed instructions for building your chair.</p>
	<p>Yaheetech 614373 2-Seater Sofa Assembly and Maintenance Guide</p> <p>Comprehensive guide for assembling and maintaining the Yaheetech 614373 2-seater sofa, including parts list, step-by-step instructions, and care tips.</p>

<div><div>Yaheetech</div><div>614812/614813</div><div></div><div><div>1. Please read the instruction manual carefully before assembly.</div><div>2. Please read the safety instructions carefully before assembly.</div><div>3. Please read the safety instructions carefully before assembly.</div><div>4. Please read the safety instructions carefully before assembly.</div><div>5. Please read the safety instructions carefully before assembly.</div></div></div>	<p>Yaheetech Ergonomic Gaming Chair Installation Guide</p> <p>Step-by-step instructions and parts list for assembling your Yaheetech ergonomic gaming chair, featuring massage lumbar support and adjustable footrest. Ensure proper setup for optimal comfort and performance.</p>
<div><div>Yaheetech</div><div>614490/614503/614837</div><div></div><div><div>1. Please read the instruction manual carefully before assembly.</div><div>2. Please read the safety instructions carefully before assembly.</div><div>3. Please read the safety instructions carefully before assembly.</div><div>4. Please read the safety instructions carefully before assembly.</div><div>5. Please read the safety instructions carefully before assembly.</div></div></div>	<p>Yaheetech Recliner Assembly Instructions</p> <p>Detailed assembly instructions for the Yaheetech recliner, including parts list, step-by-step guidance, and maintenance tips.</p>
<div><div>Yaheetech</div><div>615118</div><div></div><div><div>1. Please read the instruction manual carefully before assembly.</div><div>2. Please read the safety instructions carefully before assembly.</div><div>3. Please read the safety instructions carefully before assembly.</div><div>4. Please read the safety instructions carefully before assembly.</div><div>5. Please read the safety instructions carefully before assembly.</div></div></div>	<p>Yaheetech 615118 Armchair Assembly Instructions and Care Guide</p> <p>Comprehensive assembly instructions, care guide, and safety information for the Yaheetech 615118 armchair. Includes parts list, step-by-step assembly, and maintenance tips.</p>
<div><div>Yaheetech</div><div>614490/614503/614837</div><div></div><div><div>1. Please read the instruction manual carefully before assembly.</div><div>2. Please read the safety instructions carefully before assembly.</div><div>3. Please read the safety instructions carefully before assembly.</div><div>4. Please read the safety instructions carefully before assembly.</div><div>5. Please read the safety instructions carefully before assembly.</div></div></div>	<p>Yaheetech Recliner Chair Assembly and Care Manual</p> <p>This manual provides detailed assembly instructions, maintenance guidelines, and important safety information for the Yaheetech 614490/614503/614837 recliner chair. Includes parts list, step-by-step guidance, and contact details.</p>