

## ARENTI VBELL1-US-US

# Arenti Wireless Doorbell Camera User Manual

Model: VBELL1-US-US

Brand: ARENTI

## 1. INTRODUCTION AND OVERVIEW

The Arenti Wireless Doorbell Camera provides advanced home security with its 2K video resolution, human detection capabilities, and two-way audio communication. Designed for ease of use and robust performance, this doorbell camera ensures you stay connected to your home's entrance, day or night, and in various weather conditions.



Image: The Arenti Wireless Doorbell Camera unit and its accompanying indoor chime.

Your browser does not support the video tag.

Video: An overview of the Arenti Video Doorbell Camera's features and functionality.

## 2. PACKAGE CONTENTS

---

Please verify that all items are present and in good condition upon opening the package:

- Arenti Wireless Doorbell Camera Unit
- Indoor Chime Unit
- Mounting Bracket
- Mounting Screws and Wall Anchors

- USB Charging Cable
- User Manual (this document)
- Quick Start Guide



Image: The Arenti VBELL1 doorbell camera, chime, and packaging, highlighting key features.

### 3. PRODUCT FEATURES

- **2K Ultra HD Video:** Captures clear and detailed footage, even in low-light conditions.
- **Human Detection:** Advanced AI algorithms differentiate between humans and other moving objects, reducing false alerts.
- **Night Vision:** Equipped with infrared light for clear visibility up to 16 feet in complete darkness.
- **Two-Way Audio:** Allows for real-time communication with visitors through the built-in microphone and speaker.
- **IP65 Weather Resistance:** Designed to withstand various weather conditions, including rain, snow, and extreme temperatures.
- **Wire-Free Design:** Powered by a 6700 mAh rechargeable battery for flexible installation without complex wiring.
- **Local & Cloud Storage:** Supports local storage via SD card (up to 256GB) and secure cloud storage options.

- **Smart Home Integration:** Compatible with Amazon Alexa and Google Assistant for voice control and live view streaming.



Image: The doorbell camera detecting human motion and sending a notification to a smartphone.



# Never miss a detail

2K FHD video even in the dark



Image: A smartphone displaying clear 2K Full HD video footage captured by the doorbell camera at night.

# IP65 Weather Resistance

Built to withstand the cold, rain or sun



Image: The Arenti Doorbell Camera mounted outdoors, demonstrating its IP65 weather resistance in snowy conditions.

## 4. SETUP & INSTALLATION

---

### 4.1 Charging the Doorbell

Before installation, fully charge the doorbell camera using the provided USB cable. The LED indicator will show charging status and turn off when complete.

### 4.2 App Download and Account Setup

Download the Arenti app from your smartphone's app store. Create an account and follow the in-app instructions to add your doorbell camera. Ensure your Wi-Fi network is 2.4GHz for optimal connectivity.

### 4.3 Mounting the Doorbell

The Arenti doorbell is designed for easy, wire-free wall mounting. Choose a suitable location near your door, ensuring a clear view. Use the mounting bracket as a template to mark drill holes. Secure the bracket with the provided screws and wall anchors, then attach the doorbell unit to the bracket.

# Easy Installation

Mount it anywhere without running wires



Image: Illustration of the simple, wire-free installation process using the mounting bracket and screws.

## 4.4 Pairing the Chime

Plug the indoor chime into a power outlet within range of the doorbell. Follow the instructions in the Arenti app to pair the chime with your doorbell camera. This will ensure you hear the doorbell ring inside your home.



# Let's make it easy

Red Dot Design  
100% wire-free camera & chime



Image: The wire-free doorbell and chime units, emphasizing their easy setup.

## 4.5 Integrating with Amazon Alexa

To integrate your Arenti doorbell with Amazon Alexa, open the Alexa app, navigate to 'Skills & Games', search for 'Arenti', and enable the skill. You will then be prompted to link your Arenti account. Once linked, Alexa can discover your doorbell camera, allowing you to view live feeds by voice command (e.g., "Alexa, show me the front door").

Your browser does not support the video tag.

Video: A step-by-step guide on how to link your Arenti account with Amazon Alexa for smart home integration.

## 5. OPERATING INSTRUCTIONS

### 5.1 Live View and Two-Way Audio

Open the Arenti app to access the live view from your doorbell camera. From the live view, you can initiate two-way audio to speak with visitors. The app also allows you to record video or capture screenshots.

### 5.2 Motion Detection and Alerts



The doorbell camera will send push notifications to your smartphone when human motion is detected. You can customize motion detection sensitivity and set activity zones within the app to minimize unwanted alerts.

### 5.3 Playback and Storage

Recorded events are stored either on a local SD card (if inserted) or in the cloud (with subscription). Access past recordings through the 'Playback' section in the Arenti app. You can filter events by date and type.

## 6. MAINTENANCE

### 6.1 Battery Charging

The doorbell camera is powered by a rechargeable battery. When the battery level is low, you will receive a notification via the Arenti app. Remove the doorbell unit from its mounting bracket and charge it using the provided USB cable. A full charge typically takes several hours.

### 6.2 Cleaning

Periodically clean the camera lens and the doorbell's exterior with a soft, damp cloth to ensure clear video quality and proper functionality. Avoid using harsh chemicals or abrasive materials.

## 7. TROUBLESHOOTING

- **No Power/Not Turning On:** Ensure the battery is fully charged. If using wired power, check connections.
- **Cannot Connect to Wi-Fi:** Verify your Wi-Fi network is 2.4GHz. Ensure correct Wi-Fi password. Move the doorbell closer to the router during setup.
- **Poor Video Quality:** Clean the camera lens. Check Wi-Fi signal strength; a weak signal can affect video streaming.
- **No Notifications:** Check app notification settings on your phone and within the Arenti app. Ensure motion detection is enabled.
- **Two-Way Audio Issues:** Check microphone and speaker permissions for the Arenti app on your phone. Ensure no obstructions are blocking the doorbell's microphone or speaker.
- **Doorbell Not Ringing Chime:** Ensure the chime is plugged in and powered on. Re-pair the chime with the doorbell if necessary.

## 8. SPECIFICATIONS

Feature	Detail
Model Number	VBELL1-US-US
Video Resolution	2K Ultra HD
Battery Capacity	6700 mAh
Connectivity	Wireless (Wi-Fi)
Night Vision Range	16 Feet
Weather Resistance	IP65
Dimensions (L x W x H)	1.08 x 0.71 x 5.59 inches

Item Weight	1.69 pounds
Compatible Devices	Smartphone
Controller Type	Google Assistant, Amazon Alexa
Storage Options	Local (SD Card up to 256GB), Cloud




## 9. WARRANTY AND SUPPORT




ARENTI products come with a standard manufacturer's warranty. For detailed warranty information, product support, or technical assistance, please visit the official ARENTI website or contact their customer service. Keep your purchase receipt for warranty claims.

Official ARENTI Website: [www.arenti.com](http://www.arenti.com)

© 2024 ARENTI. All rights reserved.

### Related Documents - VBELL1-US-US

 <p>The image shows the cover of the 'VBELL 1 Arenti QUICK GUIDE'. It features a black and white photo of the doorbell unit. Text on the cover includes 'VBELL 1 Arenti', 'QUICK GUIDE', and a list of features in multiple languages. At the bottom, it says 'Compatible with Alexa, Google Assistant'.</p>	<p><a href="#">Arenti VBELL 1 Quick Guide: Wire-free Battery Powered Video Doorbell</a></p> <p>A comprehensive quick start guide for the Arenti VBELL 1 wire-free battery-powered video doorbell, covering packing list, product description, installation, configuration, chime pairing, specifications, and legal notices.</p>
 <p>The image shows the cover of the 'B1 Arenti QUICK GUIDE'. It features a black and white photo of the doorbell unit. Text on the cover includes 'B1 Arenti', 'QUICK GUIDE', and a list of features in multiple languages. At the bottom, it says 'Compatible with Amazon Alexa'.</p>	<p><a href="#">Arenti B1 Smart Wi-Fi Video Doorbell Quick Guide</a></p> <p>This quick guide provides essential information for setting up and operating the Arenti B1 Smart Wi-Fi Video Doorbell. Learn about device contents, description, app download, account registration, pairing, live viewing, installation, and troubleshooting.</p>
 <p>The image shows the cover of the 'P2Q Arenti QUICK GUIDE'. It features a black and white photo of the camera unit. Text on the cover includes 'P2Q Arenti', 'QUICK GUIDE', and a list of features in multiple languages. At the bottom, it says 'Smart Pan Tilt 180° Camera'.</p>	<p><a href="#">Arenti P2Q Smart Pan Tilt Wi-Fi Camera Quick Guide</a></p> <p>A quick start guide for the Arenti P2Q Smart Pan Tilt Wi-Fi Camera, covering packing list, product description, installation, configuration, specifications, and legal notices.</p>

	<p><a href="#">Arenti Alnanny B2 Kit Smart Baby Monitor User Manual</a></p> <p>Comprehensive user manual for the Arenti Alnanny B2 Kit smart baby monitor, detailing setup, features, and troubleshooting.</p>
	<p><a href="#">Arenti F1 Smart Wi-Fi Floodlight Camera Quick Guide</a></p> <p>A concise guide to installing and using the Arenti F1 Smart Wi-Fi Floodlight Camera, covering setup, features, and troubleshooting.</p>
	<p><a href="#">Arenti DOME 1 Smart Indoor Camera: Quick Guide &amp; Features</a></p> <p>Comprehensive quick guide for the Arenti DOME 1 smart indoor security camera. Learn about its 2K/3MP Ultra HD video, pan/tilt control, AI detection, two-way audio, and compatibility with Amazon Alexa and Google Assistant.</p>