

Oraimo E23N

Oraimo Wired In-Ear Headphones E23N User Manual

Model: E23N | Brand: Oraimo

INTRODUCTION

This manual provides detailed instructions for the Oraimo Wired In-Ear Headphones, Model E23N. Please read this manual carefully before using the product to ensure proper operation and longevity.



Image: Oraimo Wired In-Ear Headphones E23N, showcasing the earbuds, in-line remote, and 3.5mm jack.

PACKAGE CONTENTS

The product package includes the following items:

- 1 x Oraimo Wired Headset (Model E23N)

SUPPORT

2nd

LARGEST SERVICE
NETWORK IN INDIA

1100⁺

SERVICE CENTERS

1000⁺

TOWNS



1800-4190-525 10am to 7pm (All Days)

Image: Illustration showing the contents of the product box, which is a single wired headset.

SETUP

The Oraimo Wired In-Ear Headphones E23N are designed for simple plug-and-play functionality.

1. **Identify the Audio Jack:** Locate the 3.5mm audio jack on your smartphone, tablet, laptop, or computer.
2. **Connect the Headphones:** Insert the 3.5mm plug of the Oraimo E23N headphones firmly into the audio jack of your device.
3. **Adjust Volume:** Once connected, you can adjust the volume using your device's volume controls or the in-line remote control on the headphone cable.

OPERATING INSTRUCTIONS

The Oraimo E23N headphones feature a convenient 3-button in-line remote for easy control of audio playback and calls.




Image: Detailed diagram of the 3-button in-line remote control, illustrating its various functions for music and calls.

Music Control:

- **Play/Pause:** Press the center button once.
- **Next Track:** Press the center button twice quickly.
- **Previous Track:** Press the center button three times quickly.
- **Volume Up:** Press the '+' button.
- **Volume Down:** Press the '-' button.

Call Control:

- **Answer/End Call:** Press the center button once.
- **Reject Call:** Press and hold the center button for approximately 2 seconds.

KEY FEATURES

- **Pure Bass:** Engineered to deliver rich and deep bass for an enhanced audio experience.
- **Easy Control:** Integrated 3-button remote allows for convenient management of music playback and phone calls without accessing your device.
- **Comfort Eartips:** Lightweight and angled in-ear design with comfortable eartips ensures a steady and secure fit for extended listening sessions.
- **Sensitive Microphone:** Equipped with a microphone (42±3dB sensitivity) for clear voice transmission during calls and online meetings.
- **Lightweight Design:** Weighing only 12.5g, these headphones are designed for comfortable, long-term wear.

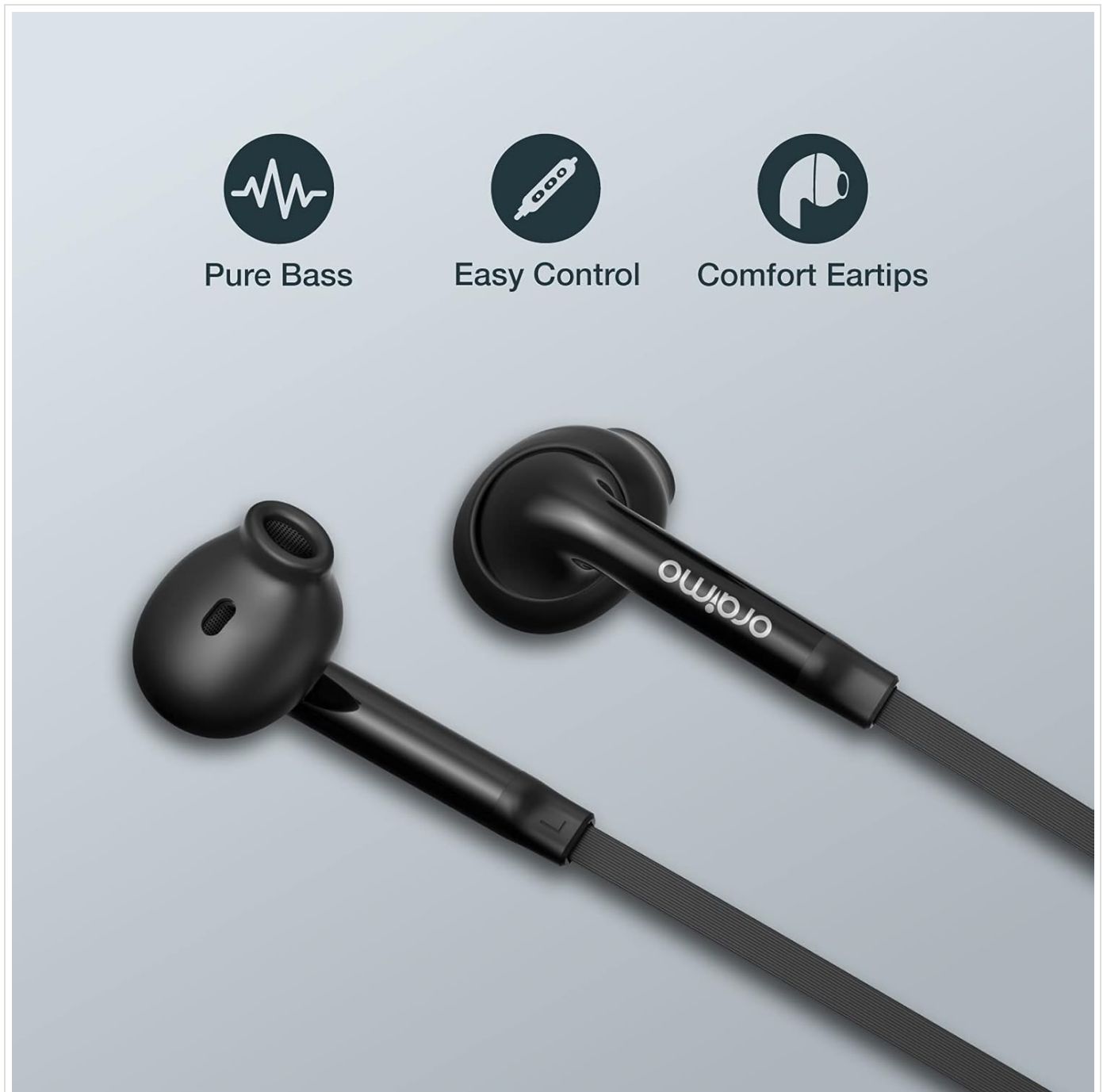


Image: Visual representation of the Oramo E23N's key features: Pure Bass, Easy Control, and Comfort Eartips.

Legendary Sound Quality



Image: An exploded diagram of an Oramo E23N earbud, illustrating the internal components responsible for its sound quality.

DESIGN AND COMFORT

The Oramo E23N headphones are constructed from durable ABS + PC material, ensuring longevity. The angled in-ear design is specifically engineered for a steady and comfortable fit, reducing ear fatigue during prolonged use.



Image: Visual highlighting the angled in-ear design and durable ABS+PC material for comfortable and steady wearing.

DEVICE COMPATIBILITY

These headphones offer broad compatibility with various devices through their standard 3.5mm jack and wired connectivity.

- **Connectivity:** Wired, 3.5mm Jack
- **Compatible Devices:** Smartphones, Tablets, Laptops, Computers, and other devices with a 3.5mm audio port.




Image: Diagram illustrating the 3.5mm jack and its compatibility with various electronic devices.

MAINTENANCE

To ensure the longevity and optimal performance of your Oramo Wired In-Ear Headphones E23N, follow these maintenance guidelines:

- **Cleaning:** Gently wipe the earbuds and cable with a soft, dry cloth. Avoid using harsh chemicals or abrasive materials.
- **Storage:** Store the headphones in a clean, dry place when not in use. Avoid tangling the cable to prevent damage.
- **Avoid Moisture:** Do not expose the headphones to water or excessive moisture.

- **Handle with Care:** Avoid pulling the cable forcefully or bending the 3.5mm jack at sharp angles.

TROUBLESHOOTING

If you encounter any issues with your Oraimo Wired In-Ear Headphones E23N, refer to the following common solutions:

Problem	Possible Solution
No sound or low volume	Ensure the 3.5mm jack is fully inserted into your device. Check your device's volume settings and increase if necessary. Test the headphones with another device to rule out device-specific issues. Inspect the cable for any visible damage or kinks.
Microphone not working	Ensure the 3.5mm jack is fully inserted. Check your device's microphone settings and permissions for the application you are using. Test the microphone with another device or application.
Sound distortion or crackling	Ensure the 3.5mm jack is clean and free of debris. Try reducing the volume on your device. Test with another audio source or device.

SPECIFICATIONS

Feature	Detail
Model Name	OEP-E23N
Connectivity Technology	Wired
Headphones Jack	3.5 mm Jack
Material	ABS + PC
Item Weight	22.5 Grams
Cable Length	1.2m
Microphone Sensitivity	42±3dB
Headphone Sensitivity	100±3dB
Control Type	Call Control (3-button in-line remote)
Compatible Devices	Smartphone, Tablet, Laptop or Computer

WARRANTY INFORMATION

Oraimo provides a **365 Days Warranty** for this product. Please retain your proof of purchase for warranty claims. For detailed terms and conditions, refer to the official Oraimo warranty policy or contact customer support.

SUPPORT

For any inquiries, technical assistance, or support, please contact Oraimo customer service. Oraimo has a significant service network to assist you.

- **Customer Service Number:** 1800-4190-525 (10am to 7pm, All Days)
- **Service Network:** Over 1100 service centers across 1000+ towns in India.