

QGOO BT-801

QGOO Long Range Class 1 Bluetooth Adapter User Manual

Model: BT-801 | Brand: QGOO

1. INTRODUCTION

The QGOO Long Range Class 1 Bluetooth Adapter is designed to provide your Windows PC with advanced Bluetooth 5.0+EDR capabilities, enabling seamless wireless connections to a wide array of Bluetooth-enabled devices. With its Class 1 radio technology and external rotatable antenna, this adapter offers an extended range and enhanced stability, making your wireless experience more reliable and convenient.





Figure 1: QGOO Long Range Class 1 Bluetooth Adapter with antenna.

2. PRODUCT FEATURES

- **Class 1 Radio Technology:** Achieves a transmission range of up to 164ft (50m) in open areas, providing extensive wireless coverage within your home or office.
- **Enhanced Stability & Anti-Interference:** Utilizes EDR (Enhanced Data Rate) technology and Bluetooth Low Energy (BLE) configuration to minimize interference in the 2.4 GHz band, ensuring a more stable connection.
- **Fast Transmission Rate:** Supports data transfer speeds up to 3Mbps for quick and efficient data exchange between your PC and Bluetooth devices.
- **360° Rotatable Antenna:** The external antenna can be adjusted to any angle to optimize signal reception and transmission, ensuring a strong and consistent Bluetooth connection.

- **Wide Compatibility:** Connects to a variety of Bluetooth devices including speakers, keyboards, headsets, mice, and printers.
- **Operating System Support:** Compatible with 32/64-bit versions of Windows 10, 8.1, 8, and 7.

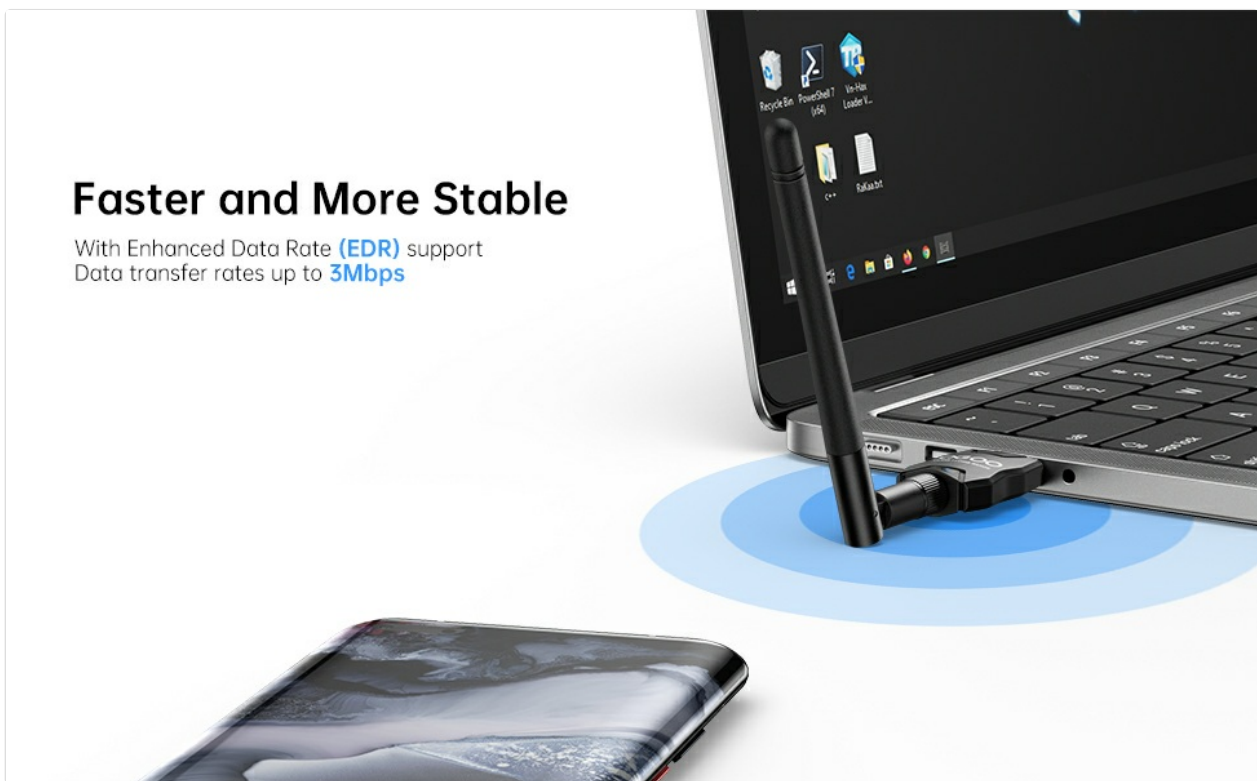


Figure 2: The adapter provides faster and more stable connections with EDR support.



Figure 3: Illustrates the Class 1 long-range capability of the adapter, reaching up to 164 feet.

Rotatable Antenna

Multi-directional adjustment for maximum performance



Figure 4: The antenna can rotate 360 degrees and pivot 90 degrees for multi-directional adjustment and maximum performance.



Figure 5: The adapter supports connection with various Bluetooth devices including headphones, speakers, mice, keyboards, gamepads, and printers.

3. PACKAGE CONTENTS

Please verify that all items are present in the package:

- QGOO Long Range Class 1 Bluetooth Adapter (Model: BT-801)
- Driver CD

4. SETUP

4.1 Driver Installation

Driver installation is required for the adapter to function correctly on Windows operating systems (Windows 10/8.1/8/7). The necessary drivers are provided on the included CD. If your computer does not have a CD drive, you may need to obtain the drivers from the manufacturer's official website or use a USB driver if provided separately.

1. Insert the driver CD into your computer's CD-ROM drive.
2. Follow the on-screen instructions to install the Bluetooth drivers.
3. Restart your computer after the installation is complete to ensure the drivers are properly loaded.

Supported Operating System

Support 32/64 bit Windows 10/ 8.1/ 8/ 7



With Driver CD

&



With USB Driver

Figure 6: The adapter supports Windows 7, 8, 8.1, and 10 (32/64 bit) and requires driver installation via CD or USB driver.

4.2 Hardware Connection

Once the drivers are installed, connect the Bluetooth adapter to an available USB port on your computer.

1. Locate an available USB port on your desktop or laptop computer.
2. Carefully insert the QGOO Bluetooth Adapter into the USB port.
3. Adjust the rotatable antenna to an upright position or an angle that provides optimal signal strength.

5. OPERATING

5.1 Pairing Bluetooth Devices

After successful driver installation and hardware connection, your computer will have Bluetooth functionality. You can now pair your Bluetooth devices.

1. Ensure the Bluetooth device you wish to pair is in pairing mode (refer to your device's manual for specific instructions).
2. On your Windows PC, navigate to **Settings > Devices > Bluetooth & other devices**.
3. Turn on Bluetooth if it's not already enabled.
4. Click on **Add Bluetooth or other device**.
5. Select **Bluetooth** from the options.
6. Your computer will scan for available Bluetooth devices. Select your device from the list and follow any on-screen prompts to complete the pairing process.

5.2 Multi-Device Connection

The QGOO Bluetooth Adapter allows you to connect multiple Bluetooth devices simultaneously, enhancing your productivity and entertainment experience.

- You can connect Bluetooth speakers for audio, a Bluetooth keyboard and mouse for input, and even a Bluetooth printer for wireless printing, all at the same time.

- Manage your connected devices through the Bluetooth settings in Windows.



Figure 7: Diagram showing the ability to connect multiple Bluetooth devices to a PC simultaneously.

6. TROUBLESHOOTING

- **Device Not Detected:** Ensure the adapter is fully inserted into a working USB port. Verify that drivers are correctly installed. Try a different USB port.
- **Cannot Pair Devices:** Make sure the Bluetooth device is in pairing mode. Check that Bluetooth is enabled on your PC. Ensure the device is within range.
- **Poor Range/Connection Drops:** Physical obstructions (walls, furniture) and wireless interference can affect range. Try repositioning the adapter or the connected device. Adjust the adapter's antenna for optimal signal.
- **No Audio/Input:** Ensure the correct Bluetooth device is selected as the audio output or input device in your computer's sound settings.
- **Compatibility Issues:** This adapter is designed for Windows operating systems (10/8.1/8/7) only. It is **not compatible** with Mac, Linux, TV, car stereo systems, PS4, or Xbox.

7. SPECIFICATIONS

Feature	Specification
Model Number	BT-801
Bluetooth Version	5.0 + EDR
Bluetooth Class	Class 1
Transmission Range	Up to 164ft (50m) in open areas
Data Transfer Rate	Up to 3 Mbps




Hardware Interface	USB
Antenna	External, 360° Rotatable
Compatible Operating Systems	Windows 10 / 8.1 / 8 / 7 (32/64 bit)
Product Dimensions	0.83 x 0.39 x 5.83 inches
Item Weight	1.44 ounces




8. WARRANTY AND SUPPORT

QGOO products are designed for reliability and performance. For any technical assistance, troubleshooting, or warranty inquiries, please contact QGOO customer support through the retailer's platform or the official QGOO website. Please retain your proof of purchase for warranty claims.

© 2025 QGOO. All rights reserved.

Related Documents - BT-801

	<p>QGOO A23 Dual Antenna USB WiFi Adapter User Manual</p> <p>Comprehensive user manual for the QGOO A23 Dual Antenna USB WiFi Adapter AC1200. Learn about its specifications, features, easy setup, troubleshooting tips, and frequently asked questions for reliable wireless internet connectivity on Windows and Mac devices.</p>
	<p>Pirates of Maracaibo: Bermuda Triangle Expansion Rules</p> <p>Official rules and component guide for the Pirates of Maracaibo: Bermuda Triangle expansion, detailing new cards, modules, gameplay, and end-game conditions.</p>
	<p>Pirates of Maracaibo: Schatzsuche Erweiterung - Spielanleitung</p> <p>Detaillierte Spielanleitung für das Schatzsuche-Modul der Erweiterung Pirates of Maracaibo. Erfahren Sie, wie Sie das neue Wettrennen um Schätze spielen, neue Karten integrieren und die Spielvorbereitung anpassen.</p>

	<p>Aqua Marina Inflatable Paddleboard User Manual 2021</p> <p>Comprehensive user manual for Aqua Marina inflatable paddleboards (ISUPs) from 2021, covering general information, safety, product specifications, assembly, maintenance, and troubleshooting.</p>
	<p>Troubleshooting ZEXMTE Bluetooth Adapter Driver Errors on Windows</p> <p>A step-by-step guide to resolve driver errors and yellow exclamation marks with ZEXMTE Bluetooth adapters by disabling conflicting built-in drivers on Windows PCs.</p>
	<p>Alliance Outdoor Lighting BT System: Complete Setup, Operation, and Troubleshooting Guide</p> <p>Comprehensive guide for installing, setting up, operating, and troubleshooting Alliance Outdoor Lighting's BT system, including fixture details, app functions, network setup, and maintenance.</p>