

Philips Hue 569095

Philips Hue Signe Smart Table Lamp User Manual

Model: 569095

1. PRODUCT OVERVIEW

The Philips Hue Signe Smart Table Lamp is a White and Color Ambiance LED light designed to enhance your home environment with flowing multicolor effects. This 11.8W smart RGB table lamp offers Bluetooth connectivity for immediate light control within a single room and provides up to 1040 lumens of brightness. It supports dimming, brightening, and setting various moods instantly. The lamp is compatible with smart home ecosystems like Alexa, Google Assistant, and Apple Homekit for convenient voice control.



Image 1.1: Philips Hue Signe Smart Table Lamp and its retail packaging.

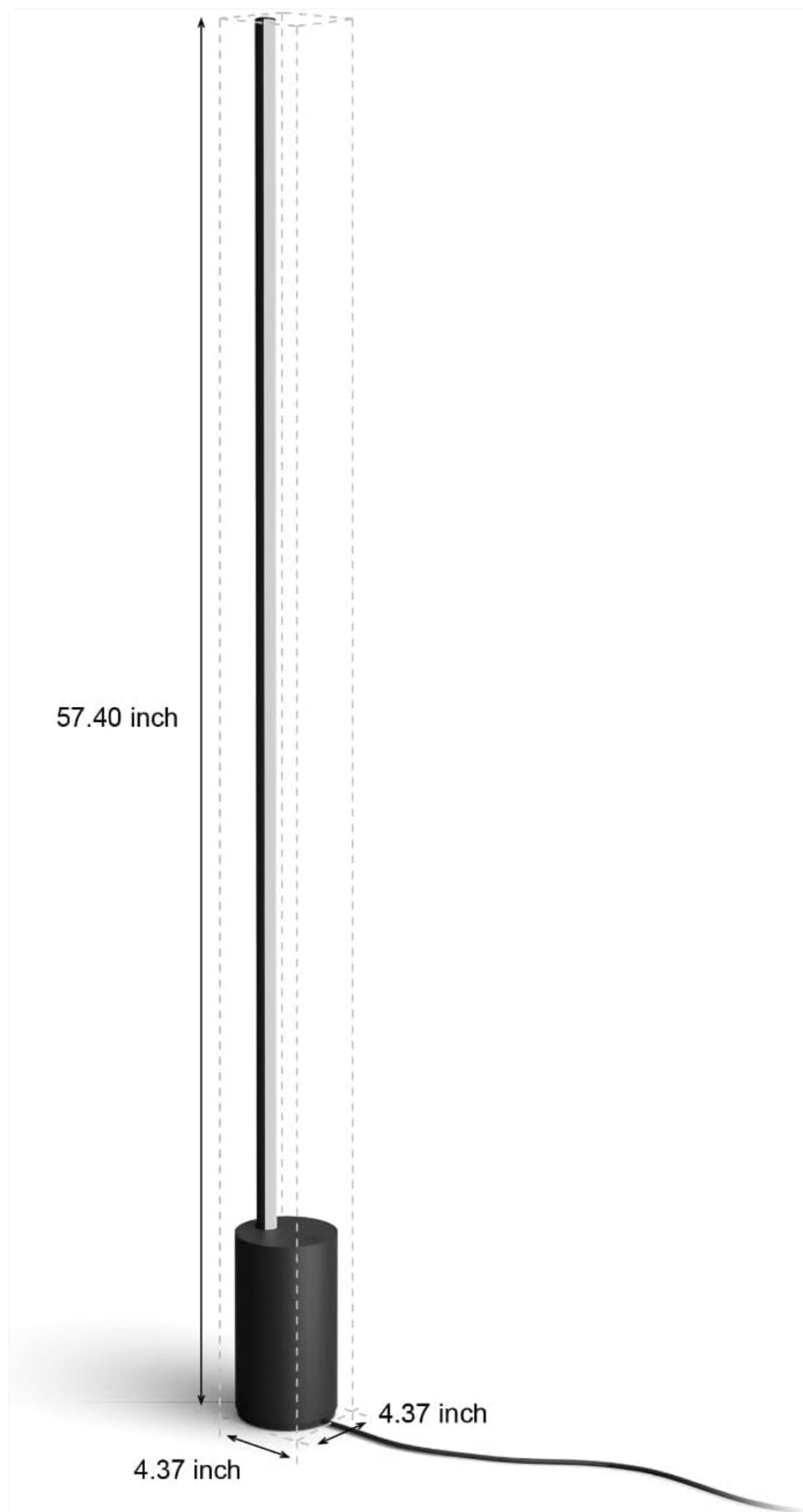
Key Features:

- **Gradient Lighting:** Offers flowing multicolor effects that blend seamlessly.
- **White & Color Ambiance:** Provides a full spectrum of warm-to-cool white light and millions of colors.
- **Bluetooth Connectivity:** Instant control for up to 10 lights in one room via the Hue App.
- **Hue Bridge Compatibility:** Connect to a Hue Bridge (sold separately) for full smart home features, including control of up to 50 lights, automations, and remote access.
- **Voice Control:** Compatible with Amazon Alexa, Google Assistant, and Apple Homekit.
- **Dynamic Light Effects:** Create subtle changes in brightness and color for personalized ambiance.

2. SETUP

Step 1: Install Your Lighting

Place your Philips Hue Signe Smart Table Lamp in your desired location. Ensure it is near a power outlet.



Step 2: Connect to Philips Hue System

The Philips Hue Signe Smart Table Lamp can be controlled directly via Bluetooth or by connecting to a Philips Hue Bridge (sold separately) for extended functionality.

Option A: Bluetooth Connection (Single Room Control)

1. Plug in the lamp to a power outlet.
2. Download the Philips Hue App from your device's app store.
3. Open the Hue App and follow the on-screen instructions to discover and connect to your lamp via Bluetooth.

Option B: Philips Hue Bridge Connection (Full Home Control)

For advanced features, such as controlling up to 50 lights, setting automations, and remote access, connect your lamp to a Philips Hue Bridge.

1. Ensure your Philips Hue Bridge is set up and connected to your Wi-Fi router.
2. Plug in the lamp to a power outlet.
3. Open the Philips Hue App and navigate to 'Settings' > 'Lights' > 'Add light'.
4. Follow the in-app instructions to discover and add your Signe lamp to your Hue system.

Start with Hue Bridge or Bluetooth

 Full home and outdoor		 Range	 One room
✓			✓
✓			✗
✓			✗
✓			✗
✓			✗

*Philips Hue Bridge sold separately



Image 2.2: Features comparison between Bluetooth-only control and Hue Bridge control.



Image 2.3: Connecting the Philips Hue Bridge to your home network.

Step 3: Download the Philips Hue App

The Philips Hue App is essential for controlling your lamp. It is available for both iOS and Android devices.

- Download from the [Apple App Store](#).
- Download from the [Google Play Store](#).



Image 2.4: Philips Hue app interface for light control.

3. OPERATING THE LAMP

App Control

The Philips Hue App provides comprehensive control over your Signe lamp:

- **Dimming and Brightening:** Adjust light intensity to your preference.
- **Color Selection:** Choose from millions of colors and shades of white.
- **Scenes:** Apply pre-set or custom light scenes for different activities or moods.
- **Dynamic Effects:** Create subtle, flowing color changes with gradient effects.
- **Automations:** Set schedules, timers, and routines (requires Hue Bridge).

Seamlessly blend multiple colors of light



Image 3.1: The Signe lamp displaying seamlessly blended multiple colors.

Voice Control

Integrate your Philips Hue Signe lamp with voice assistants for hands-free control.

- **Amazon Alexa:** Link your Philips Hue account in the Alexa app and use commands like "Alexa, turn on the Signe lamp" or "Alexa, set Signe lamp to blue."
- **Google Assistant:** Link your Philips Hue account in the Google Home app and use commands like "Hey Google, turn off the Signe lamp" or "Hey Google, change Signe lamp to green."
- **Apple Homekit:** Enable Siri control via a Hue Bridge for commands like "Hey Siri, set the Signe lamp to 50% brightness."

Easy control with your voice

Works with Amazon Alexa and Google Assistant



Enable Siri control via Apple Homekit with a Hue Hub

Image 3.2: Easy control with voice commands using compatible smart assistants.

Official Product Videos

Your browser does not support the video tag.

Video 3.1: Philips Hue: The Only Smart Lighting You'll Ever Need. This video demonstrates the comprehensive capabilities of the Philips Hue smart lighting system, including various applications and control methods.

Your browser does not support the video tag.

Video 3.2: Gradient Signe: Illuminate Your Living Space. This video showcases the unique gradient lighting effects of the Signe lamp, illustrating how it can transform a living space.

Your browser does not support the video tag.

Video 3.3: What a gradient effect looks like. This video provides a close-up demonstration of the seamless color blending and gradient effects produced by the Philips Hue Signe lamp.

4. MAINTENANCE

The Philips Hue Signe Smart Table Lamp is designed for durability and minimal maintenance. Follow these guidelines to ensure optimal performance and longevity:

- **Cleaning:** Use a soft, dry cloth to clean the lamp. Avoid abrasive cleaners, solvents, or harsh chemicals, as these can damage the finish or electronic components.
- **Placement:** Ensure the lamp is placed on a stable, flat surface to prevent accidental tipping.
- **Environmental Conditions:** This product is designed for indoor use only. Avoid exposing it to moisture, extreme temperatures, or direct sunlight for prolonged periods.
- **Light Source:** The LED light source is integrated and not user-replaceable.

5. TROUBLESHOOTING

If you encounter issues with your Philips Hue Signe Smart Table Lamp, try the following troubleshooting steps:

- **Lamp Not Responding:**
 - Check if the lamp is properly plugged into a working power outlet.
 - Ensure the power switch (if any) is in the 'on' position.
 - If using Bluetooth, ensure your device's Bluetooth is enabled and you are within range.
 - If using a Hue Bridge, ensure the Bridge is powered on and connected to your network. Check the Hue App for Bridge connectivity status.
 - Try power cycling the lamp by unplugging it for 10 seconds and then plugging it back in.
- **Connectivity Issues:**
 - Restart your router and Hue Bridge (if applicable).
 - Ensure your Hue App is updated to the latest version.
 - If connecting via Bluetooth, try moving closer to the lamp.
 - If connecting via Hue Bridge, ensure there are no large metal objects obstructing the signal between the Bridge and the lamp.
- **Voice Control Not Working:**
 - Verify that your Philips Hue account is correctly linked to your voice assistant (Alexa, Google Assistant, Apple Homekit) app.
 - Ensure your voice assistant device is online and functioning correctly.
 - Try re-discovering devices in your voice assistant app.

If these steps do not resolve the issue, please refer to the Philips Hue support website or contact customer service.

6. SPECIFICATIONS

Feature	Detail
Brand	Philips Hue
Model Name	Gradient Signe
Model Number	569095

Feature	Detail
Color	Black
Material	Acrylic, Aluminum
Style	Table Lamp
Product Dimensions	5.75"L x 5.5"W x 22.67"H
Item Weight	2.59 pounds (1.18 Kilograms)
Indoor/Outdoor Usage	Indoor
Special Features	Adjustable Color Temperature, Color Changing, Dimmable
Control Method	App, Remote, Touch, Voice
Light Source Type	LED
Light Color	White and Color Ambiance
Wattage	12 watts
Brightness	1000 Lumens
Connectivity Protocol	Bluetooth, Zigbee
Plug Format	A- US style
Assembly Required	No
UPC	046677803490

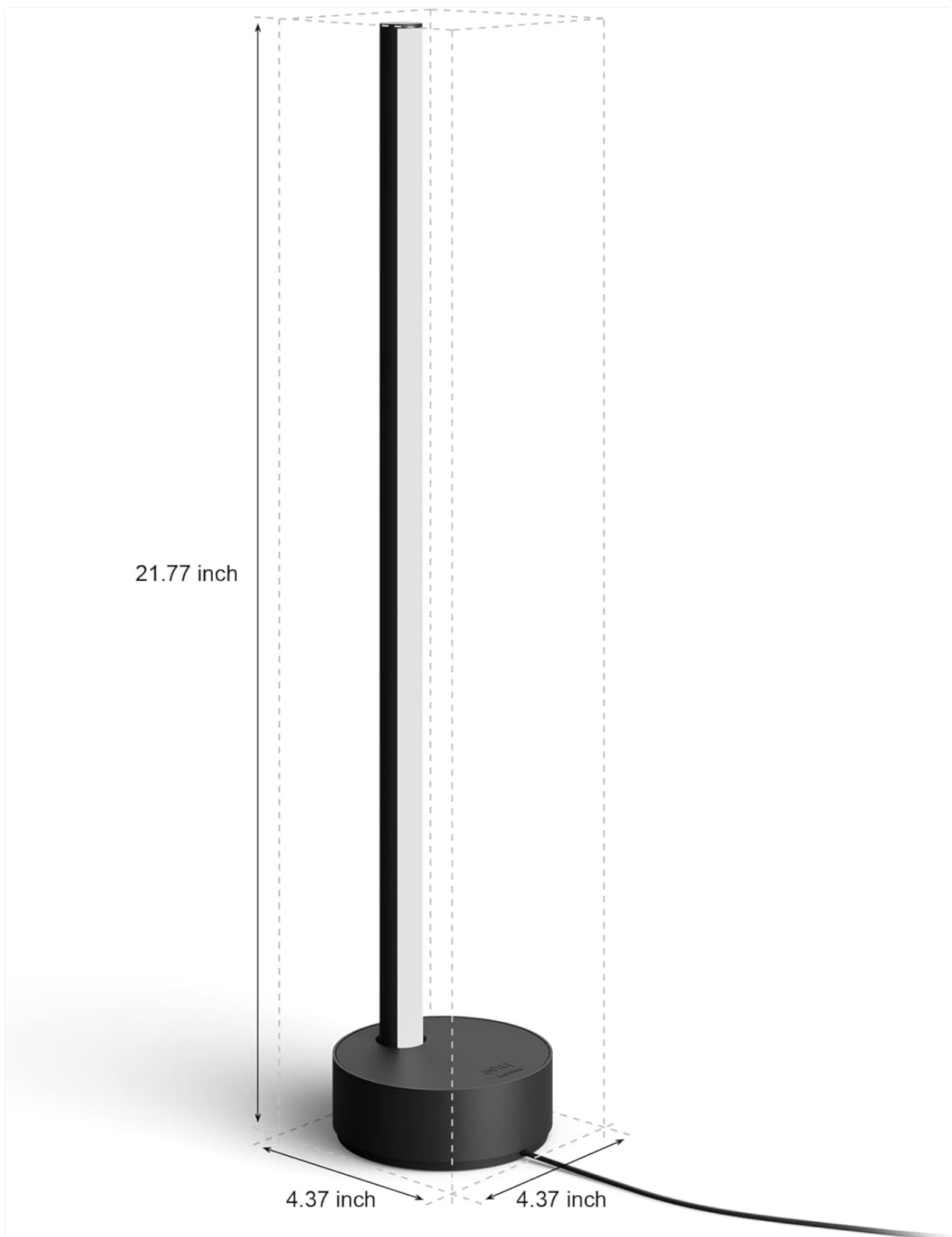


Image 6.1: Product dimensions of the Philips Hue Signe Table Lamp.

7. WARRANTY AND SUPPORT

Warranty Information

The Philips Hue Signe Smart Table Lamp comes with a **2-year manufacturer's warranty**. Please retain your proof of purchase for warranty claims.


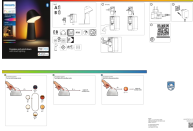




Customer Support

For further assistance, technical support, or warranty inquiries, please visit the official Philips Hue support website or contact their customer service department. You can find contact information and FAQs on the Philips Hue website:

- **Philips Hue Support Website:** www.philips-hue.com/support

© 2025 Philips Hue. All rights reserved.

Related Documents - 569095

	<p>Philips Hue Signe Table User Manual</p> <p>Comprehensive user manual for the Philips Hue Signe Table lamp, covering setup, safety guidelines, and contact information.</p>
	<p>Philips Hue Twilight Smart Lamp: Setup Guide and Controls</p> <p>Learn how to set up and use your Philips Hue Twilight smart lamp. This guide covers its features like white and color ambiance, gradient lighting, sleep and wake-up functions, and direct on-product controls for energizing and winding down.</p>
	<p>Philips Hue White and Color Ambiance Smart Bulb User Manual</p> <p>User manual for the Philips Hue White and Color Ambiance 2-Pack A19 LED Smart Bulb. Learn about setup, Bluetooth & Zigbee compatibility, and integration with Alexa & Google Assistant.</p>
	<p>Philips Hue Smart Lighting User Manual: Outdoor Light Strip & White A19 Bulb</p> <p>User manual detailing the Philips Hue White and Color Ambiance 197-inch Outdoor Light Strip and the Philips Hue White A19 Smart LED Bulb. Covers features, specifications, installation guidance, and smart control options for enhancing home and outdoor lighting.</p>
	<p>Philips Hue Smart Lighting System: Quick Start Guide, User Manual, and Specifications</p> <p>Comprehensive guide for setting up and using Philips Hue smart lighting systems, including quick start instructions, user manual details for the Hue Bridge, product specifications, safety warnings, limited warranty information, and customer support contacts from Signify.</p>
	<p>Philips Hue Go Portable Table Lamp: Smart Lighting Guide</p> <p>Discover the Philips Hue Go, a portable table lamp offering personalized smart lighting for both indoor and outdoor use. Enjoy a wide spectrum of white and color ambiance to suit any mood or occasion.</p>

