

Elinchrom 20931.2

Elinchrom ONE Off-Camera Flash Dual Kit (EL20931.2) User Manual

Comprehensive instructions for setup, operation, and maintenance of your Elinchrom ONE flash system.

[Introduction](#)

[What's in the Box](#)

[Setup](#)

[Operation](#)

[Battery & Charging](#)

[Maintenance](#)

[Troubleshooting](#)

[Specifications](#)

[Support](#)

1. INTRODUCTION

The Elinchrom ONE Off-Camera Flash Dual Kit (EL20931.2) provides a portable and powerful lighting solution for photographers. This manual details the features, setup, operation, and maintenance of your Elinchrom ONE units to ensure optimal performance and longevity.

The Elinchrom ONE is designed for versatility, offering integrated Li-Ion batteries, USB-C charging, and compatibility with various light modifiers. Its compact size and robust build make it suitable for both studio and on-location photography.

2. WHAT'S IN THE BOX

The Elinchrom ONE Off-Camera Flash Dual Kit includes the following components:

- 2 x Elinchrom ONE Flash Head
- 2 x OCF Adapter
- 2 x OCF Diffusion Dome
- 2 x 65W USB Type-C Wall Charger
- 2 x 5.9' USB-C Cable
- 1 x Elinchrom ONE 2-light backpack



Image 2.1: Contents of the Elinchrom ONE Dual Kit, including two flash heads, chargers, cables, diffusion domes, OCF adapters, and the carrying backpack.



Image 2.2: The Elinchrom ONE Dual Kit showing the two flash heads, OCF adapters, and the included backpack for transport.

3. SETUP

3.1 Initial Charging

1. Connect the provided USB Type-C cable to the Elinchrom ONE flash unit.
2. Plug the USB Type-C wall charger into a power outlet.
3. Allow the unit to charge fully before first use. Refer to the "Battery & Charging" section for charging times.

3.2 Mounting the Flash Unit

1. The Elinchrom ONE features a standard 5/8" receiver with dual-axis mounting. Attach the flash unit to a compatible light stand.
2. Secure the flash unit firmly using the locking mechanism on the stand mount.

3.3 Attaching Light Modifiers

The Elinchrom ONE is natively compatible with Elinchrom OCF and Profoto OCF light shapers. An Elinchrom adapter is included for broader compatibility.

1. To attach an OCF modifier, align it with the flash head and secure it according to the modifier's instructions.

2. For Elinchrom modifiers, use the included OCF adapter.
3. The unit also features an umbrella fitting (7 to 8 mm) on the tilt head for umbrellas.



Image 3.1: Two Elinchrom ONE flash units shown mounted on light stands, ready for use with or without modifiers.

4. OPERATING INSTRUCTIONS

4.1 Power On/Off

Locate the power button on the unit. Press and hold to power on or off.

4.2 Flash Modes

The Elinchrom ONE supports the following flash modes:

- **Manual Mode:** Allows precise control over flash power output.
- **TTL (Through-The-Lens) Mode:** Automatically adjusts flash output for correct exposure. Requires a Skyport Transmitter Pro.
- **HSS (High-Speed Sync) Mode:** Enables flash synchronization at shutter speeds faster than the camera's native sync speed. Requires a Skyport Transmitter Pro.

4.3 Power Adjustment

The power range is 5 F-stops, from 7 to 131 Ws. Adjust power using the controls on the unit's interface.

4.4 Modeling Lamp

The Elinchrom ONE features a 20W Bicolor LED modeling lamp with a CRI of 95, providing 3000 Lumens (equivalent to 120W Halogen).

- **Color Temperature:** Presets from 2700 K to 6500 K are available.
- **Run Time:** Approximately 10 hours at minimum power, and 90 minutes at maximum power.

4.5 Triggering

The unit has a built-in Skyport radio receiver with 20 channels and 4 groups.

- **Radio Range:** Up to 60m indoors, up to 200m outdoors.
- **Bluetooth:** Version 4.2 is built-in, compatible with Elinchrom Studio Software for Windows, Mac, and iOS devices.

5. BATTERY AND CHARGING

The Elinchrom ONE is equipped with a built-in 41.04 Wh Li-Ion battery.

5.1 Battery Capacity

- With LED lamp OFF: 9700 flashes (min power) / 725 flashes (max power).
- With LED lamp ON (100%): 3700 flashes (min power) / 525 flashes (max power).

5.2 Charging

Use the provided 65W USB-C wall charger for optimal charging.

- **Fast Charge (unit ON):** 60 minutes to 80%, 100 minutes to 100%.
- **Slow Charge (unit OFF):** 80 minutes to 80%, 135 minutes to 100%.
- **Active Charging:** The unit can be used while charging, ensuring uninterrupted workflow.

6. MAINTENANCE

6.1 Cleaning

Wipe the exterior of the flash unit with a soft, dry cloth. Do not use abrasive cleaners or solvents.

6.2 Flash Tube Replacement

The flash tube is user-replaceable. The SKU for a replacement flash tube is EL24091. Refer to the official Elinchrom service manual or contact customer support for detailed replacement instructions.

6.3 Cooling System

The unit features a fan-cooled system with Smart Proactive Cooling to prevent overheating. Ensure ventilation openings are not obstructed during operation.

7. TROUBLESHOOTING

If you encounter issues with your Elinchrom ONE, refer to the following common solutions:

- **Unit not powering on:** Ensure the battery is charged. Connect to the USB-C charger and attempt to power on.
- **Flash not firing:** Check the connection to the trigger (Skyport Transmitter Pro). Verify flash mode settings (Manual, TTL, HSS). Ensure the unit is not in sleep mode or overheated.
- **Inconsistent flash output:** Check battery level. Ensure proper triggering and consistent camera settings.
- **Overheating warning:** Allow the unit to cool down. Ensure adequate ventilation. The Smart Proactive Cooling

system will manage temperature, but extreme conditions may require a pause.

For further assistance, contact Elinchrom customer support or visit their official website.

8. SPECIFICATIONS

Category	Specification
Energy	131 Ws
F-stop (1m, 100 ISO, HP Reflector)	45.2
F-stop (1m, 100 ISO, OCF Diffusion Dome)	11.9
Power Range	5 F-Stops / 7 to 131 Ws
Flash Duration t0.1 (Normal Mode)	1/1530s – 1/155s
Flash Duration t0.1 (Action Mode)	1/7000s – 1/625s
Recycling Time	0.06s / 0.9s (Min/Max)
Flash Modes	Manual / TTL / HSS (TTL and HSS Require Skyport Transmitter Pro)
Flash Color Temp. (Max Power)	5900 K (Action) / 5600 K (HSS)
Flash Color Temp. Stability	±150 K over power range
Power Stability	±0.5%
Cooling	Fan Cooled, Smart Proactive Cooling
User Replaceable Flash Tube	Yes, SKU: EL24091
Stand Mount	Standard 5/8" Receiver with Dual Axis Mounting
Modifier Mount	Elinchrom OCF, Profoto OCF, Elinchrom (via included adapter)
Umbrella Fitting	7 to 8 mm on Tilt Head
Battery Type	Built-in 41.04 Wh Li-Ion
Battery Capacity (LED OFF, Min/Max Power)	9700 / 725 flashes
Battery Capacity (LED ON 100%, Min/Max Power)	3700 / 525 flashes
Charging Time (65W USB-C, Unit ON)	60m (80%) – 100m (100%)
Charging Time (65W USB-C, Unit OFF)	80m (80%) – 135m (100%)
Modeling Lamp Type	20W Bicolor LED CRI 95, 3000 Lumens (120W Halogen equivalent)
Modeling Lamp Color Temperature	Presets from 2700 K to 6500 K
Modeling Lamp Run Time (Min/Max Power)	10 hours / 90 minutes
Radio Receiver	Built-in Skyport with 20 Channels and 4 Groups

Category	Specification
Radio Range	Indoor: up to 60 m / Outdoor: up to 200 m
Bluetooth	Version 4.2 Built-in, compatible with Elinchrom Studio Software (Win, Mac, iOS)
Product Dimensions	13.78 x 20.08 x 9.84 inches
Item Weight	11.86 pounds
Model Number	20931.2
Manufacturer	Elinchrom

9. WARRANTY AND SUPPORT




9.1 Warranty Information



Elinchrom products are covered by a manufacturer's warranty. Please refer to the warranty card included with your product or visit the official Elinchrom website for detailed warranty terms and conditions specific to your region.

9.2 Customer Support

For technical support, service, or inquiries regarding your Elinchrom ONE Off-Camera Flash Dual Kit, please contact Elinchrom customer support. You can find contact information and additional resources on the official Elinchrom website: www.elinchrom.com. Always provide your product model number (EL20931.2) and serial number when contacting support for faster service.

Related Documents - 20931.2

	<p>Godox V850III Camera Flash User Manual</p> <p>Comprehensive user manual for the Godox V850III Pioneering Li-ion Camera Flash, covering features, operation, safety, technical specifications, and maintenance.</p>
	<p>Godox AD400 Pro Witstro All-in-One Outdoor Flash: User Manual</p> <p>Comprehensive user manual for the Godox AD400 Pro Witstro All-in-One Outdoor Flash, covering features, operation, technical data, troubleshooting, and maintenance.</p>
	<p>Elinchrom ONE Quick Start Guide: Features, Setup, and Operation</p> <p>A concise guide to setting up and using the Elinchrom ONE portable flash unit, covering screen views, connection, settings, and control panel operation.</p>

	<p>Godox AD600 Pro All-in-One Outdoor Flash Instruction Manual</p> <p>Comprehensive instruction manual for the Godox AD600 Pro, an all-in-one outdoor flash, covering features, operation modes, wireless settings, technical specifications, and troubleshooting. Includes detailed descriptions of diagrams and functions.</p>
	<p>Godox V860IIIF TTL Li-ion Camera Flash Instruction Manual</p> <p>This manual provides detailed instructions for the Godox V860IIIF TTL Li-ion Camera Flash, covering its features, operation, wireless shooting capabilities, troubleshooting, and maintenance. It is designed for Fujifilm series cameras.</p>
	<p>Godox TT600 Thinklite Camera Flash User Manual</p> <p>Comprehensive user manual for the Godox TT600 Thinklite Camera Flash, covering features, operation, safety warnings, technical specifications, and maintenance. Learn how to use manual mode, stroboscopic flash, S1/S2 slave modes, Hi-Speed Sync, and custom functions for professional photography.</p>

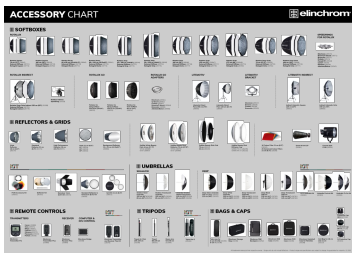


[\[pdf\]](#) Press Release

ONE Elinchrom 10 ago 2021 — 210809 PressRelease elinchrom

Press Release - Elinchrom ONE - HOLD RELEASE UNTIL August 10, 2021 / 11:00 am GMT 1 Elinchrom ONE Pr ... Excluding Taxes *Manufacturer s suggested retail price ELINCHROM ONE OFF CAMERA FLASH DUAL KIT - **20931.2** BOX CONFIGURATION **20931.2** 2x Elinchrom ONE 2x Elinchrom OCF Adapter 2x Elinchrom OCF Diffus...

lang:en **score:32** filesize: 2.52 M page_count: 14 document date: 2021-08-09




[\[pdf\]](#) Accessories

2022 12 01 Elinchrom Product Chart elinchrom |||

ACCESSORY CHART SOFTBOXES ROTALUX SPEEDRINGS FOR ROTALUX Rotalux Square 70 cm 27 26642 Extern ... age Bag 33236 Elinchrom ONE - Single Kit 20932.1 - Flashtube 24091 Elinchrom ONE - Dual Kit **20931.2** - Flashtube 24091 OCF Adapter 26346 OCF Diffusion Dome 25110 OCF Gel Dome Kit 251...

lang:es **score:30** filesize: 4.98 M page_count: 2 document date: 2022-12-01

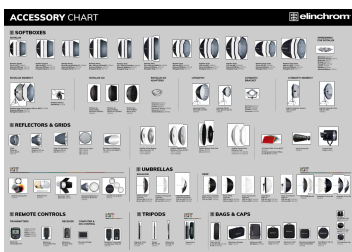


[\[pdf\]](#)

Download Elinchrom Center 2023 09 20 ProductChart web elinchrom |||

LIGHTING CHART D-Lite RX ONE D-Lite RX 4 STUDIO FLASH MONOLIGHT D-Lite RX ONE 20485.1.XX - Flas ... NE - Off-Camera Flash Kit 20932.1 - Flashtube 24091 Elinchrom ONE - Dual Off-Camera Flash Kit **20931.2** - Flashtube 24091 Elinchrom THREE - Off-Camera Flash Kit 20941.1 - Flashtube 24091 ...

lang:en **score:30** filesize: 1.57 M page_count: 2 document date: 2023-09-20




[\[pdf\]](#) Accessories

ACCESSORY CHART Elinchrom elinchrom â° 2 2023 01 31 Product Chart |||

ACCESSORY CHART SOFTBOXES ROTALUX SPEEDRINGS FOR ROTALUX Rotalux Square 70 cm 27 26642 Extern ... age Bag 33236 Elinchrom ONE - Single Kit 20932.1 - Flashtube 24091 Elinchrom ONE - Dual Kit **20931.2** - Flashtube 24091 OCF Adapter 26346 OCF Diffusion Dome 25110 OCF Gel Dome Kit 251...

lang:es **score:29** filesize: 2.3 M page_count: 2 document date: 2023-01-31




[pdf]

250506 Elinchrom ProductChart screenelinchrom screen |||

LIGHTING CHART D-Lite RX ONE D-Lite RX 4 STUDIO FLASH MONOLIGHT D-Lite RX ONE 20485.1.XX - Flas ... NE - Off-Camera Flash Kit 20932.1 - Flashtube 24091 Elinchrom ONE - Dual Off-Camera Flash Kit **20931.2** - Flashtube 24091 Elinchrom THREE - Off-Camera Flash Kit 20941.1 - Flashtube 24091 ...


lang:de score:29 filesize: 2.4 M page_count: 2 document date: 2025-05-06



[pdf]

KITS CHART 65W USB C Wall Charger 1x Elinchrom ONE Case OCF Adapter Diffusion Dome Dual Off Camera Flash Kit 20931 2 231128 elinchrom setchart a2 cdn webshopapp shops 267645 files 477292881 |||

KITS CHART COMPACT SETS D-Lite RX ONE D-Lite RX ONE Newborn Kit 20490.1.XX 1x D-Lite RX ONE 1x Tra ... TTL - Supplied with Li-Ion battery, charger, sync cord Elinchrom ONE - Dual Off-Camera Flash Kit **20931.2** 2x Elinchrom ONE 2x 65W USB-C Wall Charger 1x Elinchrom ONE-THREE Backpack 1x Elinchrom... lang:en score:28 filesize: 545.87 K page_count: 1 document date: 2023-11-28

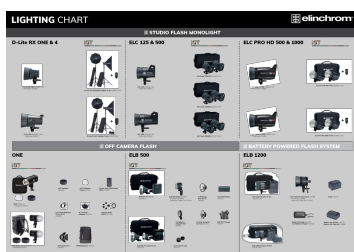


[pdf]

LIGHTING CHART Elinchrom 100W USB C Wall Charger 11051 Cable 2m 6 11060 EU UK Plugs 11020 FIVE elinchrom product chart 2025 cdn webshopapp shops 267645 files 476709200 |||

LIGHTING CHART D-Lite RX ONE D-Lite RX 4 STUDIO FLASH MONOLIGHT D-Lite RX ONE 20485.1.XX - Flas ... NE - Off-Camera Flash Kit 20932.1 - Flashtube 24091 Elinchrom ONE - Dual Off-Camera Flash Kit **20931.2** - Flashtube 24091 Elinchrom THREE - Off-Camera Flash Kit 20941.1 - Flashtube 24091 ...

lang:de score:28 filesize: 2.4 M page_count: 2 document date: 2025-05-06



[pdf]

LIGHTING CHART Elinchrom Lighting Chart 10 ago 2021 — SOFTBOXES ROTALUX SPEEDRINGS FOR Rotalux Square 70 cm 27 26642 External Diffuser 26721 Rotagrid 26774 100 39 26643 elinchrom product chart 06

LIGHTING CHART D-Lite RX ONE 4 STUDIO FLASH MONOLIGHT ELC 125 500 ELC PRO HD 500 1000 D-Lit ... 20663.2.XX BATTERY POWERED FLASH SYSTEM ELB 1200 ONE 20932.1 - Flashtube 24091 ONE DUAL KIT **20931.2** - Flashtube 24091 OCF Adapter 26346 OCF Diffusion Dome 25110 Power bank 20000 MAH 1... lang:en score:27 filesize: 6.05 M page_count: 2 document date: 2021-06-22