

Manuals+

[Q & A](#) | [Deep Search](#) | [Upload](#)

Manuals.plus /

- › [YSJ](#) /
- › YSJ Outdoor String Lights User Manual

YSJ DFQY-SS14

YSJ Outdoor String Lights User Manual

Model: DFQY-SS14

Brand: YSJ

1. INTRODUCTION

Thank you for choosing the YSJ Outdoor String Lights. This product is designed to provide versatile and vibrant lighting for your outdoor and indoor spaces. Featuring 25 multi-color LED bulbs, a 49ft length, IP65 waterproof rating, and shatterproof design, these lights offer advanced control via Bluetooth app and a dedicated remote. This manual provides essential information for safe installation, operation, and maintenance of your string lights.

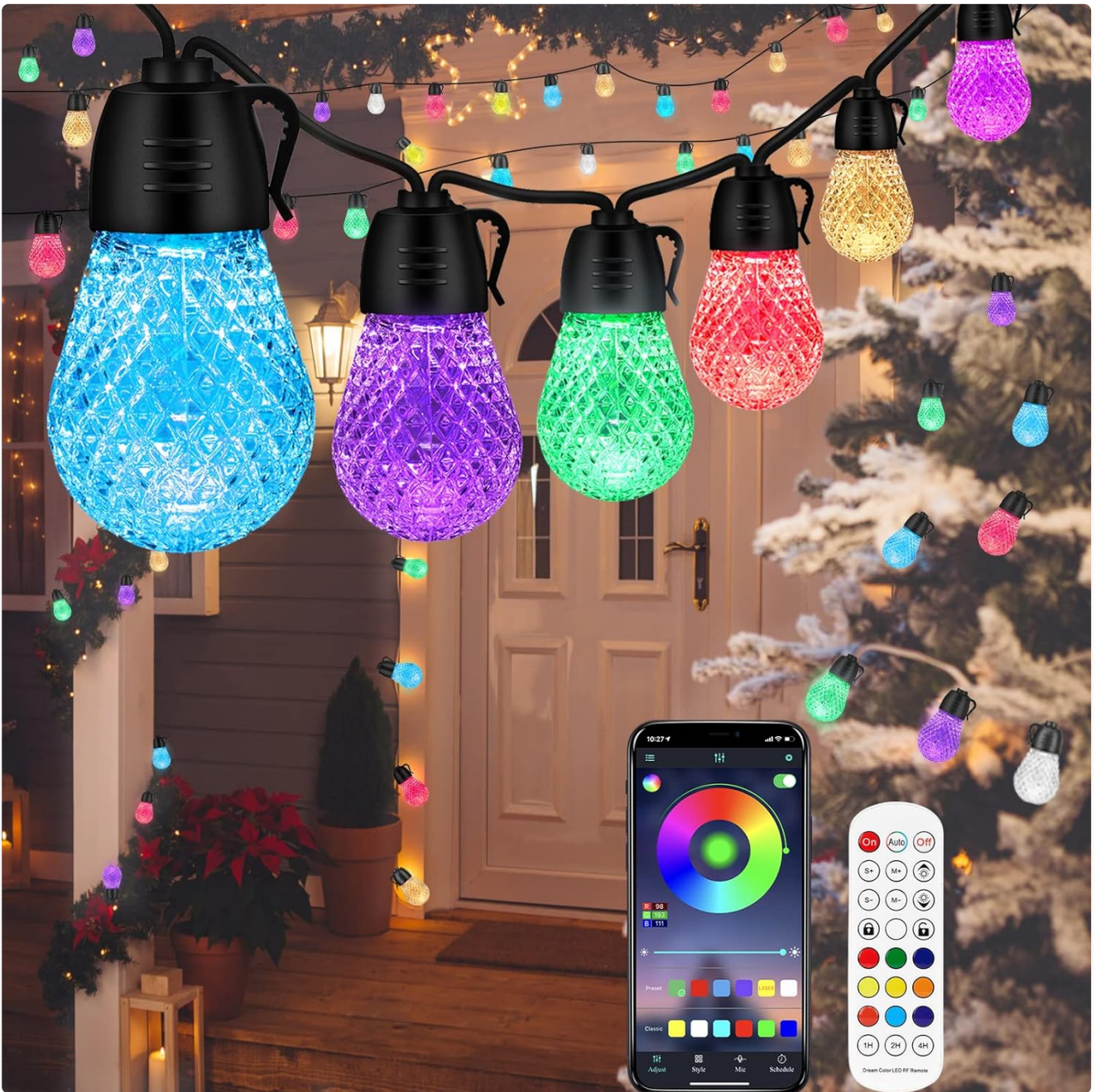


Image: YSJ Outdoor String Lights installed, showcasing their multi-color illumination in an outdoor setting.

2. PRODUCT FEATURES

- **App and Remote Control:** Connects to a smart app via Bluetooth for comprehensive control (on/off, color change, brightness, mode, timer) from 1-20 meters. A physical remote control is also included.
- **Color Diversity & Music Sync Mode:** Offers over 0.6 million vivid color options, multiple static and dynamic lighting modes, and a music synchronization feature to enhance atmosphere.
- **Dimmable LED Patio Lights:** Adjustable brightness from 1-100% via app or remote, including a soft warm white option for various settings.
- **8 Scene Modes:** Includes basic, curtain, trans, water, flow, tail, run, and runback modes, allowing for customizable light shows.
- **Waterproof & Shatterproof:** IP65 rated for outdoor use, designed to withstand extreme temperatures, rain, wind, and damp climates. S14 bulbs are shatterproof.

3. PACKAGE CONTENTS

Please verify that all items are present in the package:

- YSJ Outdoor String Lights (1 set)
- Remote Control (1)
- Power Adapter (1)

4. SAFETY INFORMATION

- Ensure the power adapter is protected from water, as it is not waterproof.
- Do not connect multiple sets of string lights end-to-end.
- Always unplug the lights from the power source before installation, maintenance, or when not in use for extended periods.
- Do not attempt to modify or repair the lights yourself. Contact qualified personnel for service.
- Keep out of reach of children and pets.

5. SETUP

1. **Unpack and Inspect:** Carefully remove the string lights and all components from the packaging. Inspect for any visible damage.
2. **Placement:** Determine the desired location for your string lights. Ensure the chosen area allows for the full 49ft length and that the power adapter can be safely connected to a power outlet, protected from moisture.
3. **Installation:** Hang the string lights using appropriate hooks, clips, or ties. The bulbs are shatterproof, but handle the string with care to avoid damaging the wiring.
4. **Power Connection:** Connect the string lights to the provided power adapter. Plug the power adapter into a standard electrical outlet.
5. **App Download (Optional):** Scan the QR code in the product packaging or search for the designated smart app in your device's app store. Install the app on your smartphone or tablet.
6. **Bluetooth Pairing:** Open the app and follow the on-screen instructions to pair your device with the string lights via Bluetooth. Ensure Bluetooth is enabled on your device.

CONTROL ALL VIA PHONE



Image: Illustration of controlling the lights via the smartphone app and the included remote control.

6. OPERATING INSTRUCTIONS

Using the Remote Control

- **Power Button:** Press to turn the lights ON or OFF.
- **Color Buttons:** Select desired static colors (e.g., Red, Green, Blue, Warm White).
- **Brightness Buttons:** Adjust the light intensity (dimmer/brighter).
- **Mode Buttons:** Cycle through various dynamic lighting effects and scene modes.
- **Timer Button:** Activate timer functions (refer to app for detailed scheduling).

Using the Smart App

The smart app provides advanced control and customization options:

- **Color Wheel/Palette:** Select from over 0.6 million colors, including RGBW options.
- **Brightness Slider:** Fine-tune brightness from 1% to 100%.
- **Scene Modes:** Choose from 8 pre-programmed scene modes (basic, curtain, trans, water, flow, tail, run, runback).
- **Music Sync Mode:** Activate this mode to synchronize the lights with music playing from your device's microphone or a selected audio file.
- **Timer/Schedule:** Set custom schedules for the lights to turn on/off or change modes at specific times.
- **DIY Effects:** Create and save your own custom lighting effects and sequences.



Image: Close-up view of the string light bulbs demonstrating their capability to display multiple colors and warm white light.

LIGHTS SYNC WITH MUSIC

Lights Jumps with Rhythm of Music



Image: A group of people enjoying an event with the string lights actively synchronizing to music, creating a dynamic atmosphere.

7. MAINTENANCE

- **Cleaning:** To clean the bulbs and string, ensure the lights are unplugged. Wipe gently with a soft, damp cloth. Do not use harsh chemicals or abrasive cleaners.
- **Storage:** When not in use for extended periods, unplug the lights, coil them neatly, and store them in a cool, dry place away from direct sunlight and extreme temperatures.
- **Inspection:** Periodically inspect the string for any signs of wear, fraying, or damage to the bulbs or wiring. If damage is found, discontinue use and contact customer support.



IP66 Waterproof
No Afraid of Bad Weather



Image: Close-up of the string light bulbs with water droplets, demonstrating their IP65 waterproof rating.

8. TROUBLESHOOTING

Problem	Possible Cause	Solution
Lights do not turn on.	No power, loose connection, faulty adapter.	Check power outlet. Ensure all connections are secure. Verify power adapter is functioning.
App cannot connect via Bluetooth.	Bluetooth off, lights out of range, interference.	Ensure Bluetooth is enabled on your device. Move closer to the lights. Restart the app and lights.
Some bulbs remain lit when turned off.	Minor electrical residual charge, internal component issue.	Unplug the lights from the power source for a few minutes, then plug back in. If persistent, contact support.

Problem	Possible Cause	Solution
Lights flicker or behave erratically.	Unstable power, loose connection, software glitch.	Check power source stability. Secure connections. Restart lights and app.
Water inside bulbs despite waterproof rating.	Extreme weather conditions, manufacturing defect.	While rated IP65, extreme conditions can sometimes challenge seals. Ensure proper installation. If significant, contact support.






9. SPECIFICATIONS

Specification	Detail
Model Number	DFQY-SS14
Brand	YSJ
Color	RGBW (Multicolor)
Indoor/Outdoor Usage	Outdoor
Special Feature	Waterproof, Color Changing
Light Source Type	LED
Theme	Music, Wedding
Occasion	Christmas, Thanksgiving, Wedding
Style	Modern
Material	Plastic
Controller Type	Remote Control
Connectivity Protocol	Bluetooth
Number of Light Sources	25
Bulb Shape Size	S14
Wattage	6 watts
Included Components	Light kit included
Number of Items	1
Control Method	App

Specification	Detail
Water Resistance Level	Waterproof (IP65)
Wireless Communication Technology	Bluetooth
UPC	715723666364
Manufacturer	ShenZhen DongFang QiYi OptoElectronic Technology Co.,Ltd
Item Weight	1.7 pounds
Package Dimensions	9.02 x 8.82 x 2.36 inches
Date First Available	August 20, 2021



OURS

-  APP&Remote control
-  IP66 waterproof
-  Multiple color
-  25 LED bulbs
-  Light bulbs with more design



OTHERS






-  Only remote control
-  IP44 waterproof
-  Single color
-  Only 15 LED bulbs
-  Normal LED bulbs

Image: Feature comparison highlighting key specifications and advantages of the YSJ string lights.

10. WARRANTY AND SUPPORT

For warranty information or technical support, please refer to the product packaging or contact the seller/manufacturer directly. Keep your purchase receipt for any warranty claims.

Manufacturer: ShenZhen DongFang QiYi OptoElectronic Technology Co.,Ltd