

## NUWATT NW-SFL-50W-3CT-KN

# NUWATT 50W LED Flood Light User Manual

Model: NW-SFL-50W-3CT-KN | Brand: NUWATT

## 1. INTRODUCTION

This manual provides detailed instructions for the installation, operation, and maintenance of your NUWATT 50W LED Flood Light. Please read this manual thoroughly before installation and retain it for future reference.

## 2. SAFETY INFORMATION

- Always disconnect power before installation or servicing.
- Installation should be performed by a qualified electrician in accordance with local electrical codes.
- Ensure the supply voltage is compatible with the fixture (120-277V).
- Do not operate the fixture with damaged wiring or housing.
- Avoid direct eye exposure to the light source when illuminated.
- This fixture is rated IP65 for outdoor use, protecting against dust and water jets.

## 3. PRODUCT FEATURES

- Adjustable Knuckle Mount:** Offers 180-degree range of motion for precise light aiming.
- 3CCT Selectable:** Choose between Warm White (3000K), Cool White (4000K), and Daylight (5000K) via a slider switch.
- IP65 Waterproof Rating:** Durable die-cast aluminum body designed to withstand harsh outdoor conditions.
- High Brightness:** Delivers 7050 lumens for wide area illumination.
- Universal Voltage:** Compatible with 120-277V electrical systems for versatile application.
- 0-10V Dimmable:** Allows for adjustable light output when connected to a compatible 0-10V dimmer.
- Advanced Heat Dissipation:** Ensures long-term performance and reliability.

# NUWATT<sup>®</sup>

**3 CCT**

30K/40K/50K

**7050**  
LUMENS

120-277  
VOLT

**100K**  
HOURS

**DIE-CAST**  
ALUMINUM

**DIMMABLE**

**50W**  
POWER

**WET**  
RATED

**120°**  
BEAM  
ANGLE

**LED**  
TECH

7.1"

1.85"

5.1"

8"

Proud  
AMERICAN  
COMPANY

**5<sup>YR</sup>**  
PROMISE

**UL**  
CERTIFIED

**DLC**  
LISTED

Image: Overview of the NUWATT 50W LED Flood Light highlighting key features like 3CCT, 7050 lumens, 50W power, wet rated, 120-277V, 100k hours lifespan, die-cast aluminum construction, dimmable, and 120-degree beam angle, along with its dimensions.



Image: Illustration demonstrating the IP65 weatherproof design and advanced heat dissipation features of the NUWATT LED Flood Light, showing arrows indicating heat flow from the die-cast aluminum body.

#### 4. PACKAGE CONTENTS

---

- 1 x NUWATT 50W White LED Flood Light



Image: The NUWATT 50W LED Flood Light showing the fixture with its adjustable knuckle mount and exposed wiring for installation, along with a diagram indicating the 3 CCT color temperature options (3000K, 4000K, 5000K).

## 5. SPECIFICATIONS

Specification	Value
Brand	NUWATT
Model Number	NW-SFL-50W-3CT-KN
Wattage	50 Watts
Brightness	7050 Lumens
Efficiency	141 lumens/watt
Color Temperature (CCT)	3000K (Warm White), 4000K (Cool White), 5000K (Daylight) Selectable
Voltage	120-277V
Dimmable	0-10V Dimmable
IP Rating	IP65 (Waterproof)
Mounting Type	Adjustable Knuckle Mount (Surface Mount, Bracket Mount, Ceiling Mount, Deck Mount, Floor Mount, Pole Mount)
Material	Die-cast Aluminum, Acrylic Lens
Product Dimensions	7.16"L x 1.85"W x 9.8"H
Certifications	UL, cUL, DLC, IP65 Rated



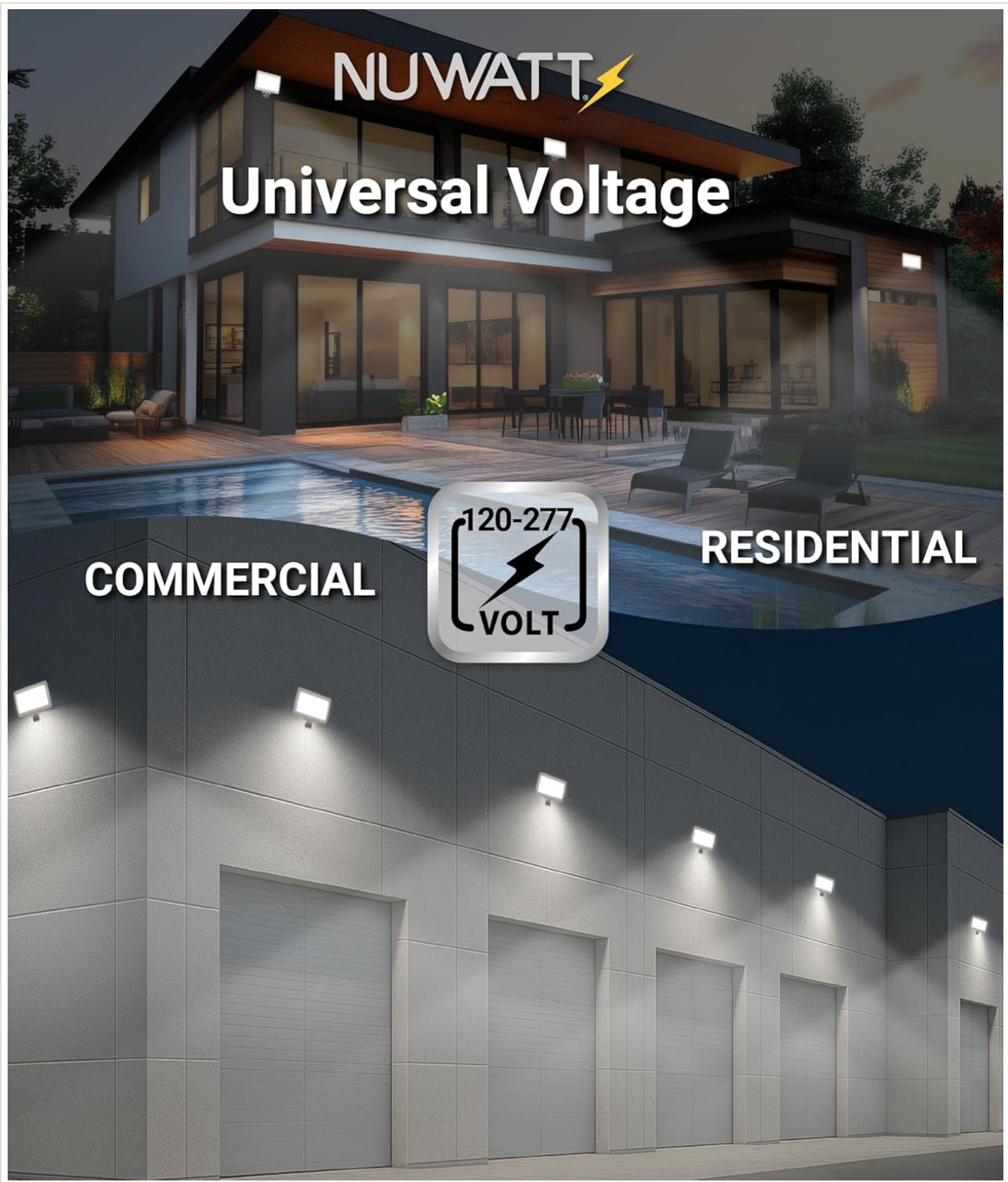


Image: Depiction of the NUWATT LED Flood Light's universal voltage compatibility (120-277V), suitable for both commercial and residential applications, shown with examples of a modern home and a commercial building.

## 6. SETUP & INSTALLATION

**Tools Required:** Screwdriver, Wire Strippers, Electrical Tape, Drill (if mounting to new surface).

### 1. Prepare for Installation:

- Turn off power at the circuit breaker before beginning installation.
- Unpack the fixture and inspect for any damage.

### 2. Mounting the Fixture:

- The adjustable knuckle mount allows for various mounting options (wall, ceiling, pole).
- Secure the mounting plate (if applicable, sold separately) to the desired surface or junction box.
- The knuckle mount arm provides 180 degrees of vertical and horizontal rotation for optimal light direction.

### 3. Wiring Connections:

- Connect the fixture's wires to the supply wires according to local electrical codes.
- **Black Wire:** Connect to Live/Hot wire.
- **White Wire:** Connect to Neutral wire.
- **Green Wire:** Connect to Ground wire.
- **Purple Wire (Dim+):** Connect to 0-10V Dimmer positive lead.
- **Gray Wire (Dim-):** Connect to 0-10V Dimmer negative lead.
- Ensure all connections are secure and insulated with electrical tape or wire nuts.

### 4. Final Assembly:

- Attach the flood light fixture to the mounting plate, ensuring it is securely fastened.
- Adjust the angle of the light as needed using the knuckle mount.

# NUWATT<sup>⚡</sup>

## Easy Installation

**Junction  
Box**

**Mount**  
(Sold Separately)

**LED Flood Light**

- 1 Insert wire in to mounting plate.**
- 2 Connect wires accordingly.**
- 3 Mount plate to junction box.**
- 4 Mount light to plate.**

Image: Diagram illustrating the easy installation process of the NUWATT LED Flood Light, showing connection to a junction box, mounting plate, and the four steps: insert wire, connect wires, mount plate, and mount light.



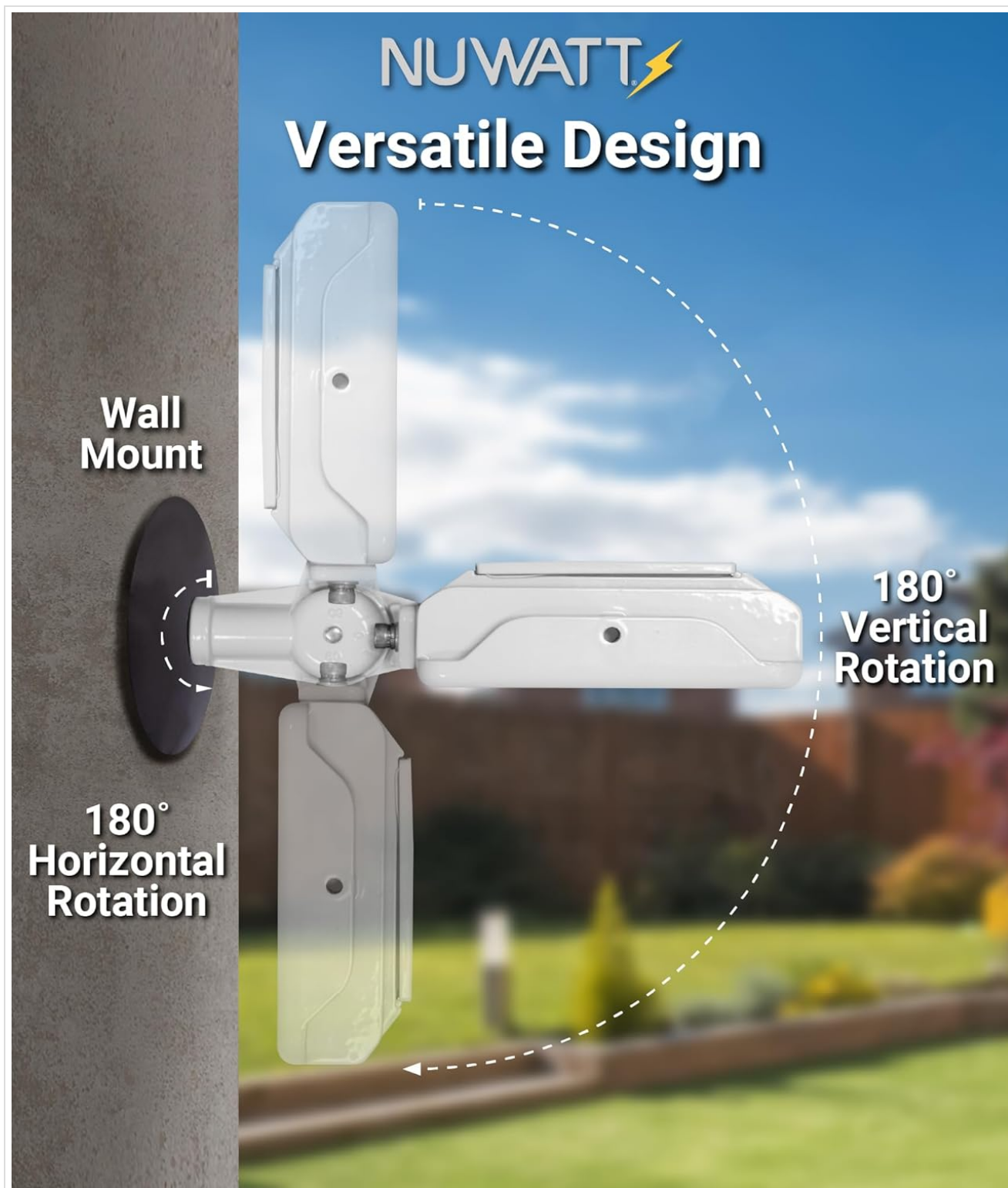


Image: Visual representation of the NUWATT LED Flood Light's versatile design, showcasing its 180-degree vertical and horizontal rotation capabilities for flexible light positioning.

## 7. OPERATING INSTRUCTIONS

1. **Power On:** Restore power at the circuit breaker. The flood light will illuminate.
2. **Selecting Color Temperature (CCT):**
  - Locate the CCT slider switch on the fixture.
  - Slide the switch to select your desired color temperature: 3000K (Warm White), 4000K (Cool White), or 5000K (Daylight).
  - *Note:* When switching CCT, you may observe different sets of LEDs illuminating. For example, 3000K

uses a yellowish set, 5000K a bluish set, and 4000K uses both sets for a balanced white. This is normal operation.

### 3. Dimming (0-10V):

- If connected to a compatible 0-10V dimmer, use the dimmer control to adjust the light output from 10% to 100% brightness.



Image: The NUWATT LED Flood Light demonstrating its 3CCT selectable feature, showing different sections of the LED array illuminated to represent 3000K, 4000K, and 5000K color temperatures.

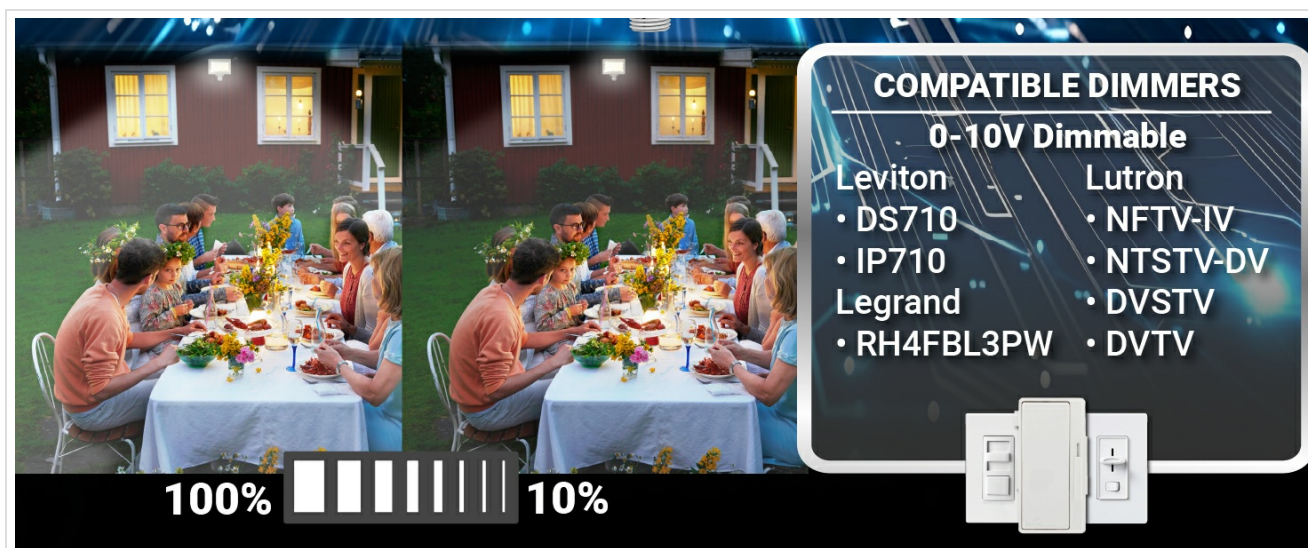


Image: An outdoor scene illustrating the 0-10V dimming capability of the NUWATT LED Flood Light, showing light output adjustable from 100% to 10%, along with examples of compatible dimmer models.

## 8. MAINTENANCE

- **Cleaning:** Periodically clean the fixture's lens and housing with a soft, damp cloth to remove dirt and debris. Do not use abrasive cleaners or solvents.
- **Inspection:** Regularly inspect the fixture for any signs of damage, loose connections, or wear. Address any issues promptly.
- **Heat Dissipation:** Ensure the fixture's heat sink fins are clear of obstructions to maintain optimal heat dissipation.

## 9. TROUBLESHOOTING

Problem	Possible Cause	Solution
Light does not turn on.	No power supply, loose wiring, faulty fixture.	Check circuit breaker. Verify all wiring connections are secure. If problem persists, contact customer support.
Light flickers or dims unexpectedly.	Incompatible dimmer, loose dimming wires, unstable power.	Ensure dimmer is 0-10V compatible. Check purple and gray wire connections. Verify stable power supply.
Not all LEDs are illuminated (e.g., at 3000K or 5000K).	Normal operation for CCT selection.	This is expected behavior. The fixture uses different LED banks for specific color temperatures. 4000K typically illuminates all LEDs.
Water inside fixture.	Improper installation, damaged seal.	Ensure all seals are properly seated and mounting is secure. If damage is present, contact customer support.

## 10. WARRANTY & SUPPORT

NUWATT provides a comprehensive **5-year warranty** for this LED Flood Light, covering defects in materials and workmanship under normal use.

For technical assistance, warranty claims, or any questions regarding your product, please contact NUWATT customer support.



- **Customer Support Hours:** 8 AM - 5 PM Pacific Standard Time

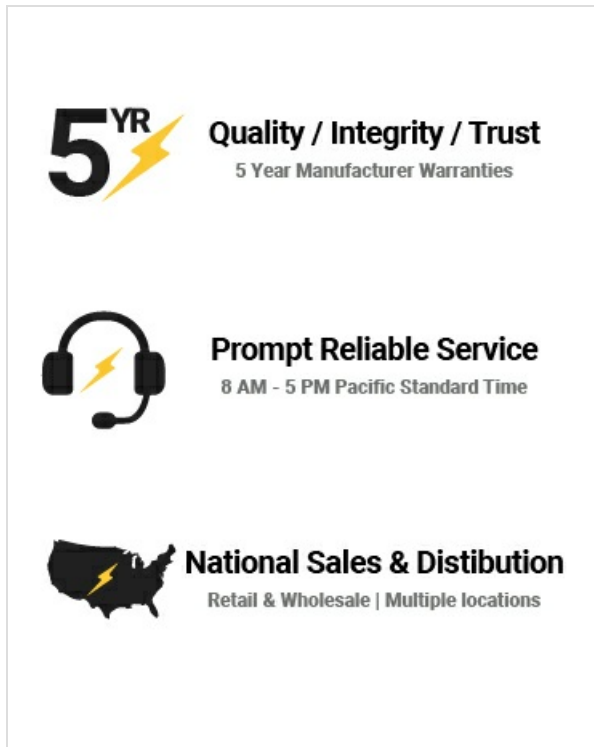








Image: Information graphic detailing NUWATT's 5-year manufacturer warranty, prompt reliable service available 8 AM - 5 PM PST, and national sales & distribution.

## Related Documents - NW-SFL-50W-3CT-KN

 <p>The cover of the NuWatt 4" LED Downlight installation guide features the company logo at the top left. Below it, the title "LED DOWNLIGHT" is prominently displayed. The central part of the cover contains a detailed technical diagram showing the internal components and wiring connections of the downlight fixture. At the bottom, there are sections for "IMPORTANT SAFETY INFORMATION" and "INSTALLATION INSTRUCTIONS".</p>	<h2>NuWatt 4" LED Downlight Installation Guide</h2> <p>Comprehensive installation guide for the NuWatt 4" LED Downlight, providing step-by-step instructions and safety warnings for qualified electricians.</p>
 <p>This is a product page for the Nothing But LEDs LED Cloud Panel. It features a large, high-quality photograph of the panel itself, which displays a realistic sky scene with white clouds against a blue background. To the right of the image, there is a list of key features under the heading "Product Features". These include adjustable wattage (0-10V), adjustable CCT (3000K-6500K), dimmable operation, and a 5-year warranty. The overall design is clean and professional, emphasizing the panel's ability to mimic natural light.</p>	<h2>Nothing But LEDs LED Cloud Panel - Dimmable, Adjustable Wattage &amp; CCT</h2> <p>Explore the Nothing But LEDs LED Cloud Panel, a versatile and energy-efficient lighting solution for commercial spaces. Featuring adjustable wattage and CCT (3000K-6500K), 0-10V dimming, and a 5-year warranty. Ideal for offices, hospitals, and more. Available in 2x2 and 2x4 sizes.</p>



	<p><a href="#">Outdoor Gooseneck Barn Light with Photocell - Installation and Operation Guide</a></p> <p>This guide provides detailed installation and operation instructions for the MGN-30/40/50W-3CCT Outdoor Gooseneck Barn Light with photocell. It covers safety precautions, electrical wiring, mounting procedures, and selectable wattage and color temperature settings.</p>
	<p><a href="#">Bright LED Garage Canopy Light: Specifications, Features, and Installation Guide</a></p> <p>Comprehensive guide to the Bright LED Garage Canopy Light, including features, lighting parameters, photometric data, installation instructions, and safety precautions. Available in 30W, 50W, 75W, and 100W.</p>
	<p><a href="#">LuxLogic Multi Strip Light: Selectable CCT and Wattage</a></p> <p>LuxLogic Lighting's Multi Strip Light offers selectable CCT (3000K/4000K/5000K) and wattage, ideal for commercial and industrial spaces like workshops, mezzanines, and garages. Available in 2ft, 4ft, and 8ft lengths with a 120-degree beam angle and 130 lm/W efficacy. Features include surface or suspension mounting, optional inline connectors for continuous runs, and a 6-year warranty.</p>
	<p><a href="#">LED Flat Panel Light User Manual</a></p> <p>User manual for AIKVSXER LED Flat Panel Lights, detailing product description, installation instructions for various surfaces, Q&amp;A, specifications, and recommended dimmer models.</p>

Documents - NUWATT – NW-SFL-50W-3CT-KN



[\[pdf\]](#) Specifications Warranty Catalog

Download Specs6 Black Retrofit Adjustable LED Recessed Downlight NuWatt2023 NUWATT CATALOG 01cdn shopify s files 1 0293 5858 7978 2023 01 v 1682634382 |||

2023 PRODUCT CATALOG NUWATTLIGHTING.COM About Nuwatt Lighting

Established in 2010, Nuwatt Lighting ... Selectable SELECT -N- SWITCH MOTION SENSOR IP67 RATED Model Voltage Watts Lumens Color CRI **NW-SFL-50W-3CT-KN-BZ** 120-277V 50w 7,048 30/40/50k 80 **NW-SFL-50W-3CT-KN-WH** 120-277V 50w 7,048 ...

lang:en score:33 filesize: 5.7 M page\_count: 34 document date: 2023-04-27