

manuals.plus /

› [gorsun](#) /

› [gorsun A66 Wired Kids Headphones User Manual](#)

gorsun A66

gorsun A66 Wired Kids Headphones User Manual

Model: A66

1. INTRODUCTION

Thank you for choosing gorsun A66 Wired Kids Headphones. This manual provides essential information for the safe and effective use of your new headphones. Please read it thoroughly before use and retain it for future reference. These headphones are designed with children's safety and comfort in mind, featuring volume limiting technology and durable construction.

2. PRODUCT OVERVIEW

2.1 Key Features

- **Child-Safe Volume Limiting:** Built-in 85dB/94dB volume limiter to protect children's hearing.
- **In-Line HD Microphone:** Enables clear communication for online classes and video calls.
- **Audio Sharing Function:** Allows multiple headphones to connect to a single device without a splitter.
- **Durable & Tangle-Free Cord:** Features a nylon-braided cable designed to withstand daily wear and tear.
- **Comfortable & Foldable Design:** Ultra-soft ear cushions, adjustable headband, and foldable for easy portability.
- **Immersive Stereo Sound:** 40mm drivers deliver balanced audio with rich bass and crisp highs.
- **Wide Compatibility:** Compatible with any device featuring a standard 3.5mm audio jack.



Figure 2.1: gorsun A66 Wired Kids Headphones, showcasing the blue color and overall design.



Figure 2.2: Summary of key features including fold-flat design, in-line microphone, volume limiting, audio sharing, balanced sound, and premium nylon cord.

2.2 Package Contents

The gorsun A66 Wired Kids Headphones package includes:

- 1 x gorsun A66 Wired Kids Headphones
- 1 x User Manual (this document)

3. SAFETY GUIDELINES

To ensure safe usage and protect your child's hearing, please adhere to the following guidelines:

- **Volume Control:** The headphones feature an 85dB/94dB volume limiter. Always use the appropriate volume setting for the environment. The 85dB setting is recommended for extended listening sessions, while 94dB can be used for noisier environments like travel, but for shorter durations.
- **Supervision:** Young children should always be supervised while using headphones.
- **Material Safety:** The headphones are made from child-safe, recyclable, and sustainable materials, rigorously tested to meet CPC and CPSIA safety standards.
- **Cleaning:** Do not immerse headphones in water. Clean only with a dry, soft cloth.
- **Choking Hazard:** Keep small parts and the cable away from infants and toddlers to prevent choking or strangulation hazards.




Figure 3.1: Illustration of the kid-friendly volume limiter, showing 85dB for study mode and 94dB for travel mode.

4. SETUP AND CONNECTION

The gorsun A66 headphones are designed for simple plug-and-play operation.

4.1 Connecting to a Device

1. Locate the 3.5mm audio jack on your device (e.g., smartphone, tablet, laptop, PC, Nintendo Switch, Chromebook, Kindle Fire).
2. Insert the 3.5mm audio plug of the gorsun A66 headphones firmly into the device's audio jack.
3. Ensure the connection is secure for optimal sound quality.



Figure 4.1: The standard 3.5mm jack and its compatibility with various devices like laptops, PCs, cellphones, tablets, and iPads.

5. OPERATING YOUR HEADPHONES

5.1 Volume Limiter Switch

The in-line control features a switch to select between two volume limits:

- **85dB:** Ideal for general listening and extended use, protecting sensitive hearing.
- **94dB:** Suitable for noisier environments, providing a slightly higher volume for clarity. Use this setting for shorter periods.



Figure 5.1: Close-up of the in-line volume limiter switch, showing 85dB and 94dB options.

5.2 In-Line HD Microphone and Multi-function Button

The headphones are equipped with an in-line microphone and a multi-function button for convenient control:

- **Play/Pause:** Press the multi-function button once to play or pause audio.
- **Answer/End Call:** Press the multi-function button once to answer an incoming call or end an ongoing call.
- **Next Track:** Press the multi-function button twice quickly to skip to the next track.
- **Previous Track:** Press the multi-function button three times quickly to go back to the previous track.



Figure 5.2: Depiction of the HD microphone and stereo sound capabilities, useful for online learning and mobile phone calls.




Figure 5.3: Close-up of the in-line remote with clear microphone for communication.

5.3 Audio Sharing Function

The gorsun A66 headphones include an audio share jack, allowing another pair of headphones to connect directly to them, sharing the audio from a single source device. No splitter is needed.

1. Connect the gorsun A66 headphones to your primary audio source device.
2. Plug a second pair of headphones (with a 3.5mm jack) into the audio share jack located on the gorsun A66 headphones.
3. Both pairs of headphones will now receive audio from the primary source.



Figure 5.4: Children sharing audio from one device using the audio sharing feature of the headphones.



Figure 5.5: Close-up of the audio sharing port on the headphone ear cup.

6. CARE AND MAINTENANCE

Proper care will extend the life of your gorsun A66 headphones.

- **Cleaning:** Use a soft, dry, lint-free cloth to clean the ear cups and headband. Do not use liquid cleaners or sprays.
- **Storage:** When not in use, fold the headphones for compact storage. Store them in a cool, dry place away from direct sunlight and extreme temperatures.
- **Cable Care:** Avoid sharp bends or excessive pulling on the cable to prevent damage. The nylon-braided cable is designed for durability, but proper handling is still recommended.
- **Avoid Moisture:** These headphones are not water-resistant. Keep them away from water, rain, and excessive humidity.

Why choose gorsan?



gorsun A66

VS



Others

HD Microphone



HD Microphone



Volume Limite
85dB/94dB

Volume Limite
85dB

Sharing Function



Sharing Function



Style
Over-Ear

Style
On-Ear

Baby & Kids & Teens



Suit-For Kids



Materrials
High-quality

Materrials
Low-quality

Figure 6.1: The foldable design for portability and soft over-ear cushions with a cushioned, stretchable headband for comfort.



Figure 6.2: Illustration of the durable 1.2-meter nylon cable design.

7. TROUBLESHOOTING

If you encounter issues with your headphones, refer to the following common problems and solutions:

Problem	Possible Cause	Solution
No sound or low volume	<ul style="list-style-type: none">Headphone plug not fully inserted.Device volume is too low or muted.Volume limiter switch set to lower dB.Damaged cable or jack.	<ul style="list-style-type: none">Ensure the 3.5mm plug is fully inserted into the device's audio jack.Increase the volume on your connected device.Check the volume limiter switch on the cable and adjust if necessary.Try connecting to another device to rule out a device issue. If still no sound, the cable or headphones may be damaged.
Microphone not working	<ul style="list-style-type: none">Microphone muted on device.Application settings.Damaged microphone.	<ul style="list-style-type: none">Check your device's microphone settings to ensure it's not muted.Verify microphone input settings in the application you are using (e.g., video call software).Ensure the headphone plug is fully inserted.Test with another device or application.
Audio sharing not working	<ul style="list-style-type: none">Second headphone plug not fully inserted.Second headphone is faulty.	<ul style="list-style-type: none">Ensure the second pair of headphones is fully plugged into the audio share jack.Test the second pair of headphones independently to confirm they are functional.

8. TECHNICAL SPECIFICATIONS

Specification	Detail
Model Name	GS-A66
Connectivity Technology	Wired
Headphones Jack	3.5 mm Jack
Driver Size	40 Millimeters

Specification	Detail
Sensitivity	85 dB (with 85dB/94dB volume limit)
Frequency Response	20 Hz - 20 kHz
Impedance	32 Ohm
Noise Control	Sound Isolation
Material	Acrylonitrile Butadiene Styrene (ABS)
Cable Feature	Tangle Free Nylon Cord
Item Weight	7.1 ounces (200 Grams)
Product Dimensions	6.3 x 5.51 x 3.15 inches
Color	Blue
Age Range (Description)	Kid

9. WARRANTY AND CUSTOMER SUPPORT

gorsun is committed to crafting high-quality products and providing outstanding customer care.

If you have any questions or require assistance with your gorsun A66 headphones, please do not hesitate to reach out to our customer support team. We aim to respond and resolve your inquiries within 24 hours.


For support, please visit the official gorsun store on Amazon or contact us through the platform where you purchased the product.


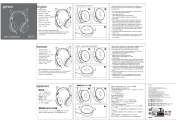



Please note: Specific warranty terms and conditions may vary based on region and retailer. Refer to your purchase documentation for detailed warranty information.

10. DISPOSAL INFORMATION

When disposing of the product, please ensure it is done in an environmentally responsible manner. Electronic devices should not be disposed of with household waste. Please recycle the product at an appropriate collection point for electrical and electronic equipment. Contact your local authorities for information regarding recycling facilities in your area.

Related Documents - A66

	Gorsun E69 Wireless & Wired Kids Headphones User Manual User manual for the Gorsun E69 Wireless & Wired Kids Headphones, detailing specifications, button functions, Bluetooth pairing, LED indicators, and FCC compliance information.
---	--

	<p>Gorsun E61 Wireless Bluetooth Headphones User Manual & Features</p> <p>Discover the Gorsun E61 Wireless Bluetooth Headphones. This guide provides detailed information on features, operation, Bluetooth pairing, charging, and FCC compliance for the E61 model.</p>
	<p>Gorsun E61V Kids Headphones: Specifications, Safety, and Assembly Guide</p> <p>Comprehensive guide for Gorsun E61V Kids Headphones, including technical specifications, hearing protection features, assembly instructions, and essential safety warnings for children.</p>
	<p>Gorsun W3 Open Ear Wireless Headset User Manual and Specifications</p> <p>Comprehensive user manual for the Gorsun W3 Open Ear Wireless Headset, detailing features, operation, specifications, and safety precautions. Learn how to pair, wear, and use your wireless headset.</p>
	<p>Gorsun E63 Wireless Headphones User Manual</p> <p>User manual for the Gorsun E63 Wireless Headphones, covering specifications, button functions, Bluetooth pairing, and FCC compliance.</p>
	<p>A66 Wireless Earbuds User Manual</p> <p>User manual for the A66 Wireless Earbuds, covering packing list, product overview, pairing, wear instructions, power on/off, call and music controls, Siri activation, charging, specifications, safety instructions, and troubleshooting tips.</p>