

Anker A2568

Anker 623 Magnetic Wireless Charger (MagGo) A2568 User Manual

MODEL: A2568

Introduction

The Anker 623 Magnetic Wireless Charger (MagGo) is a versatile 2-in-1 charging station designed to power your compatible iPhone and earbuds simultaneously. Featuring strong magnetic alignment and an adjustable viewing angle, this compact charger provides a convenient and efficient charging experience. This manual provides essential information for setting up, operating, and maintaining your device.

Package Contents

- Anker 623 Magnetic Wireless Charger (MagGo)
- 20W USB-C Charger
- 5 ft (1.5 m) USB-C to USB-C Charging Cable
- Welcome Guide

Setup

1. Connect the provided 5 ft (1.5 m) USB-C to USB-C charging cable to the USB-C port on the Anker 623 Magnetic Wireless Charger.
2. Connect the other end of the USB-C cable to the included 20W USB-C charger.
3. Plug the 20W USB-C charger into a wall outlet. The charger is now ready for use.

Operating Instructions



Figure 1: Anker 623 Magnetic Wireless Charger with 20W USB-C charger and cable.

Charging Your iPhone

1. Ensure your iPhone is compatible with MagSafe technology (iPhone 12 series or newer).
2. Align your iPhone with the magnetic charging surface. The strong magnets will snap it into place, ensuring optimal alignment for charging.
3. The phone-charging platform can be flipped up to a maximum range of 60°. You can attach your iPhone horizontally or vertically for comfortable viewing. The magnetic connection allows for 360° rotation of your iPhone.
4. When your iPhone begins charging, the LED indicator light on the base will illuminate for approximately 3 seconds before turning off.

Snap and Charge for iPhone 13



Stronger Magnetic
Connection



Figure 2: Magnetic attachment of an iPhone to the charging stand.

Adjust for the Perfect View



Figure 3: Demonstrates 360° rotation and 60° tilt for optimal viewing angles.

Charging Your Earbuds

1. Place your compatible earbuds (with a wireless charging case) onto the charging pad located at the base of the Anker 623 Magnetic Wireless Charger.
2. Ensure the earbuds case is centered on the charging pad for proper connection.
3. The LED indicator on the base will briefly light up to confirm charging has started.

LED Indicator

The base features a sleep-friendly LED indicator. It lights up for 3 seconds when an iPhone or earbuds are placed on their respective charging surfaces, confirming that charging has initiated. It then turns off to avoid disturbing your sleep.

Compatibility

The Anker 623 Magnetic Wireless Charger (MagGo) is compatible with the following devices:

- **iPhones:** iPhone 14, iPhone 14 Pro, iPhone 14 Pro Max, iPhone 13, iPhone 13 Pro, iPhone 13 Pro Max, iPhone 13 mini, iPhone 12, iPhone 12 Pro, iPhone 12 Pro Max, iPhone 12 mini.
- **Earbuds:** AirPods 3, AirPods Pro, AirPods 2 with wireless charging case, Samsung Galaxy Buds+, Samsung Galaxy Buds Pro, Soundcore Liberty Air 2 Pro, Soundcore Liberty 2 Pro, Sony WF-1000XM4.

Designed for
iPhone 13 & AirPods



Visual representation of device compatibility:

Device	Compatibility
	✓
	✓
	✓
	✗

Figure 4: Visual representation of device compatibility.

Important Notes and Warnings

- For optimal charging performance, use the included 20W USB-C charger.
- Charging the iPhone 13 series without a case may affect charging speed. It is recommended to use a magnetic phone

case.

- Not compatible with non-magnetic phone cases, such as OtterBox Defender cases.
- Magnetic and metal attachments (e.g., cards, keys, pop grips) will interfere with wireless charging. Remove these before placing your device on the charger.
- The base charging pad is exclusively for earbuds and cannot charge phones.
- If you use a leather case with your iPhone while charging magnetically, circular imprints from compression may form on the leather. This is a normal occurrence. If this is a concern, consider using a non-leather case.
- Not compatible with iPhone 11 Pro Max or earlier models, even with a magnetic case.
- This wireless charger is not designed to power smartwatches, including Apple Watches.
- The wireless charger does not contain an internal battery and requires continuous power from a wall outlet to function.

Use the Right Accessories



Magnetic Cases ✓



Non-Magnetic Cases ✗



Note: For best results, please use the included adapter.

Figure 5: Guidance on using compatible phone cases for magnetic charging.

Troubleshooting

- **Device not charging:** Ensure the charger is properly plugged into a working power outlet. Verify that your device is correctly aligned on the magnetic charging surface or the base pad. Remove any foreign objects or thick/non-magnetic cases that may interfere with charging.
- **Slow charging:** Confirm you are using the included 20W USB-C charger. Ensure your phone case is magnetic and not excessively thick.
- **LED indicator not lighting up:** The LED indicator only lights up for 3 seconds when charging begins. If it does not light up at all, check power connections and device placement.


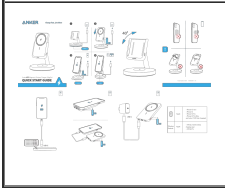
Specifications




Product Dimensions	2.49 x 2.49 x 3.1 inches
Item Weight	14.1 ounces
Model Number	A2568
Connectivity Technology	Wireless
Special Features	Magnetic, Wireless Charging
Input Voltage	110 Volts
Amperage	2 Amps
Total USB Ports	1 (USB-C)

Warranty and Support

Anker provides a 24-month stress-free warranty for this product. For any inquiries or assistance, please contact Anker customer service.

Related Documents - A2568

	<p>Anker MagGo Wireless Charger Stand - Fast Magnetic Charging for iPhone & AirPods</p> <p>User guide for the Anker MagGo Wireless Charger Stand (Model A25X1). Learn how to connect and use for fast magnetic charging of iPhone and AirPods. Includes FAQ, compatible devices, and specifications.</p>
	<p>Anker 633 Magnetic Wireless Charger (MagGo) Quick Start Guide</p> <p>Quick start guide for the Anker 633 Magnetic Wireless Charger (MagGo), detailing setup, usage, and compatible Apple devices for fast wireless charging.</p>

	<p>Anker Zolo Magnetic Wireless Charger - User Guide and Specifications</p> <p>Learn how to use the Anker Zolo Magnetic Wireless Charger, a Qi2 certified 15W MagSafe-compatible charging pad for iPhone, AirPods, and other TWS earbuds. Includes safety information, FAQs, and technical specifications.</p>
	<p>Anker Prime Wireless Charging Station User Manual and Guide</p> <p>Comprehensive user manual for the Anker Prime Wireless Charging Station. Learn about charging devices, screen display, settings, Bluetooth connection, app usage, troubleshooting, and specifications.</p>
	<p>Anker 623 Magnetic Wireless Charger (MagGo) Quick Start Guide</p> <p>Quick start guide for the Anker 623 Magnetic Wireless Charger (MagGo), detailing setup, compatibility with various Apple and Android devices, and usage instructions.</p>
	<p>Anker 3-in-1 Cube with MagSafe User Manual</p> <p>Comprehensive user guide for the Anker 3-in-1 Cube with MagSafe, detailing charging capabilities for iPhone, Apple Watch, and AirPods. Includes setup, app integration, display settings, troubleshooting, and technical specifications.</p>