

## Fellowes 8058101

# Fellowes Amaris 125 Laminator Machine User Manual

Model: 8058101

## 1. INTRODUCTION

The Fellowes Amaris 125 Laminator Machine is designed for efficient and reliable lamination of documents up to 12.5 inches wide. It supports both hot and cold lamination pouches up to 7 mil thickness, making it suitable for various applications in school or office settings. This manual provides essential information for the safe and effective operation, maintenance, and troubleshooting of your laminator.



Image 1.1: Front view of the Fellowes Amaris 125 Laminator Machine, showcasing its sleek design and control panel.

## 2. SETUP

- Unpacking:** Carefully remove the laminator from its packaging. Retain all packaging materials for future storage or transport.
- Placement:** Place the laminator on a stable, flat surface with adequate space around it for proper ventilation and for feeding and receiving laminated documents. Ensure the power cord can reach a grounded electrical outlet without strain.
- Power Connection:** Plug the power cord into a standard electrical outlet.

4. **Initial Warm-up:** Press the power button. The laminator features InstaHeat Technology, allowing it to warm up in approximately 60 seconds. The indicator light will change to signal readiness for use.



*Image 2.1: The laminator ready for use on a desk, highlighting its rapid 60-second warm-up time.*

### 3. OPERATING INSTRUCTIONS

1. **Power On:** Press the power button to turn on the laminator. Wait for the ready indicator light to illuminate (approximately 60 seconds).
2. **Select Pouch Thickness:** Use the control panel to select the appropriate pouch thickness (3 mil, 5 mil, or 7 mil) for hot lamination, or select the cold lamination setting for self-adhesive pouches.
3. **Prepare Document:** Place your document centrally within the laminating pouch, ensuring even margins on all sides.
4. **Feed Pouch:** Insert the sealed edge of the laminating pouch squarely into the laminator's entry slot. The machine will automatically feed the pouch through. The Amaris 125 offers rapid laminating speeds of up to 31 inches per minute.
5. **Retrieve Laminated Document:** Once the pouch exits the machine, retrieve the laminated document. Allow it to cool on a flat surface for a few moments before handling.

6. **Reverse Mode:** In case of a mis-feed or jam, activate the reverse mode button to eject the pouch. This feature helps prevent damage to documents and the machine.



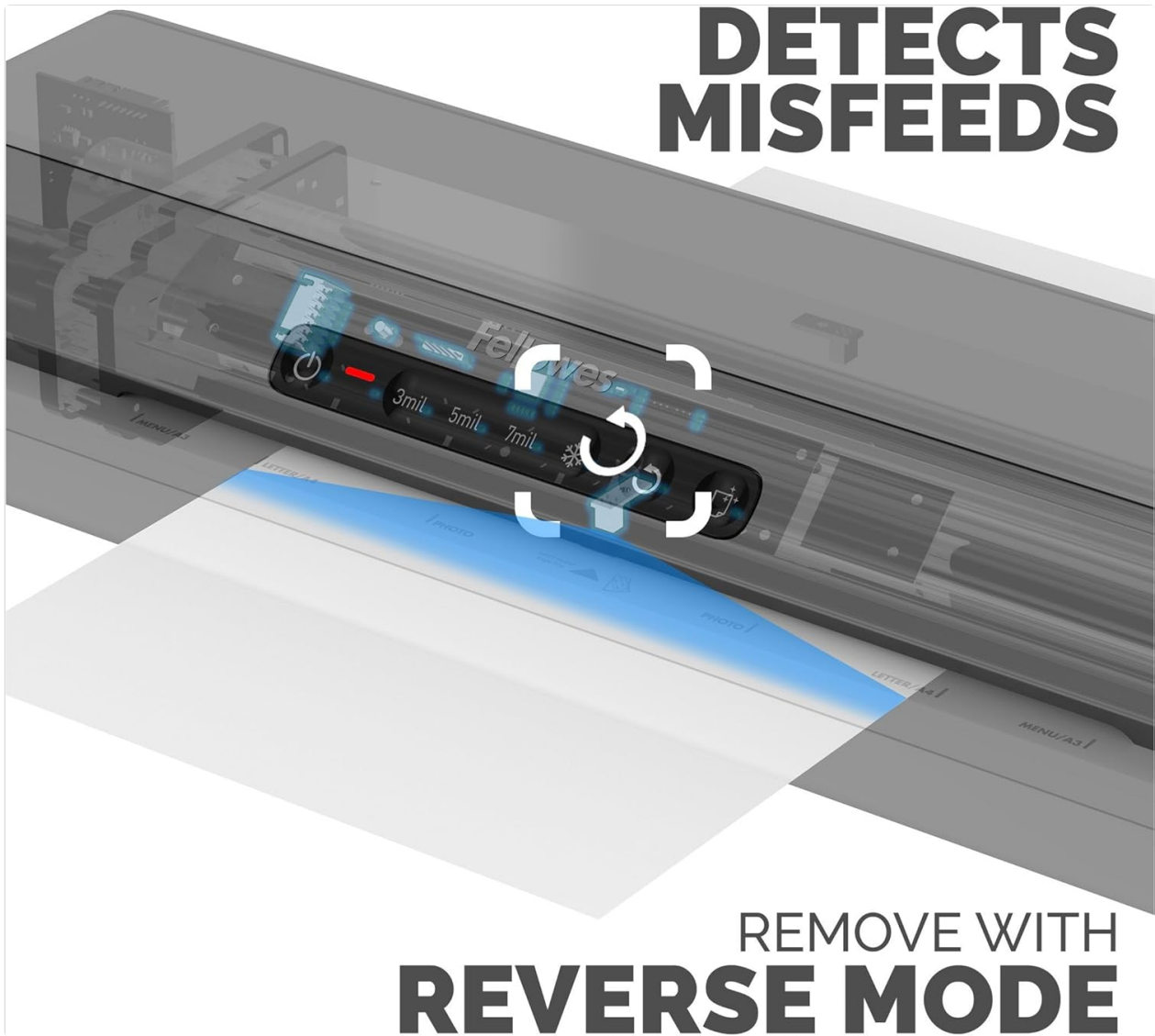
*Image 3.1: The laminator in action, demonstrating its rapid laminating capability.*



## HOT & COLD LAMINATE

*Image 3.2: Detail of the control panel, illustrating the hot and cold lamination options.*

# DETECTS MISFEEDS



## REMOVE WITH REVERSE MODE

*Image 3.3: Visual representation of the mis-feed detection system and the reverse mode function.*

The laminator is equipped with an auto shut-off function to save energy and prevent overheating, enhancing safety during use.



# AUTO SHUT-OFF

## SAVE ENERGY AND PREVENT OVERHEATING



*Image 3.4: The laminator in an office setting, highlighting the auto shut-off feature for energy saving and safety.*

## 4. MAINTENANCE

Regular maintenance ensures optimal performance and extends the lifespan of your Fellowes Amaris 125 Laminator.

- **Roller Cleaning:** The laminator features a 'Clean Alert' system to indicate when the rollers require cleaning. A free cleaning sheet is included with your purchase. Follow the instructions provided with the cleaning sheet to maintain roller cleanliness.
- **Exterior Cleaning:** Wipe the exterior of the laminator with a soft, dry cloth. Do not use abrasive cleaners or solvents.
- **Storage:** When not in use, store the laminator in a clean, dry environment.



# CLEAN ALERT FOR ROLLER MAINTENANCE

Image 4.1: The 'Clean Alert' indicator on the control panel, prompting roller maintenance.

## 5. TROUBLESHOOTING

- **Laminator Not Turning On:** Ensure the power cord is securely plugged into a functional electrical outlet. Check if the power button has been pressed.
- **Pouch Jam:** If a pouch becomes jammed, press the reverse mode button to eject it. Carefully remove the pouch. Ensure documents are centered in pouches and fed straight into the machine to prevent future jams.
- **Poor Lamination Quality (Bubbles, Wrinkles):**
  - Ensure the correct temperature setting is selected for the pouch thickness.
  - Check that the laminator rollers are clean (refer to Maintenance section).
  - Use high-quality laminating pouches.
- **Laminator Overheating:** The machine has an auto shut-off feature to prevent overheating. If it shuts off unexpectedly, allow it to cool down before resuming operation. Ensure adequate ventilation around the machine.

## 6. SPECIFICATIONS

Feature	Detail
Brand	Fellowes
Model Number	8058101
Item Weight	4.2 pounds
Product Dimensions	18.69 x 6 x 4 inches
Max Laminating Width	12.5 inches
Pouch Thickness Supported	Up to 7 mil (hot and cold)
Warm-up Time	60 seconds (InstaHeat Technology)
Laminating Speed	31 inches per minute
Features	Reverse Mode, Mis-feed Detection, Clean Alert, Auto Shut-off
Color	White/Gray

## 7. WARRANTY AND SUPPORT



For warranty information and customer support, please refer to the warranty card included with your product or visit the official Fellowes website. You can also contact Fellowes customer service directly for assistance with product inquiries, technical support, or replacement parts.

**Fellowes Contact Information:**





Please visit [www.fellowes.com](http://www.fellowes.com) for the most up-to-date contact details and support resources.

© 2024 Fellowes. All rights reserved.

### Related Documents - 8058101

	<p><a href="#">Fellowes Amaris A3 Office Laminator User Manual</a></p> <p>User manual for the Fellowes Amaris A3 office laminator, detailing features, operation, safety, troubleshooting, and maintenance. Learn how to effectively protect and enhance your documents.</p>
	<p><a href="#">Fellowes Arc A4/A3 Personal Laminator User Manual</a></p> <p>Discover how to use your Fellowes Arc A4 and Arc A3 personal laminators with this comprehensive user manual. Find setup guides, operating instructions, safety precautions, and troubleshooting tips for efficient document lamination.</p>



	<p><a href="#">Fellowes Spectra 125 Pouch Laminator Instruction Manual</a></p> <p>This manual provides instructions for the Fellowes Spectra 125 Pouch Laminator, including setup, operation, troubleshooting, and warranty information. It covers features, safety precautions, and maintenance for optimal performance.</p>
	<p><a href="#">Fellowes Laminator Troubleshooting, Storage, and Warranty Information</a></p> <p>Comprehensive guide to troubleshooting common issues, proper storage and cleaning, and understanding the worldwide warranty for Fellowes laminators.</p>
	<p><a href="#">Fellowes Calibre A3/A4 Small Office Laminator User Manual</a></p> <p>Comprehensive user manual and guide for the Fellowes Calibre A3 and A4 small office laminators. Provides detailed instructions on setup, operation, features, troubleshooting, and safety guidelines in multiple languages.</p>
	<p><a href="#">Fellowes Arc A4 Personal Laminator User Manual and Guide</a></p> <p>Comprehensive user manual and guide for the Fellowes Arc A4 Personal Laminator, covering setup, operation, features, troubleshooting, and safety instructions.</p>

Documents - Fellowes – 8058101



[Fellowes Binding and Laminating Machines 2023: Solutions for Every Office](#)


Discover Fellowes' comprehensive range of binding and laminating machines, pouches, and supplies for large offices, small offices, and home use. Featuring advanced technologies like InstaHeat and AutoSense for efficient document finishing.

lang:en score:19 filesize: 20.51 M page\_count: 32 document date: 2023-01-27




[pdf] Specifications Flyer Borchure

2022 Binding and Laminating B L Full Line Brochure 031822 Press Ready apps fellowes promos dealers binding laminating brochures flyers |||  
Binding and Laminating 2022 Work Better. Feel Better.TM Lamination Features. . . . .  
. . . . . ctionality Free pouch kit: start your projects right away with starter jam free, ImageLast pouches **8058101** - AmarisTM 125 FE ATURES: InstaHeat AutoSense for pkg side panel use CJLaEmANFrAeLeERT CLEA...  
lang:en score:18 filesize: 25.64 M page\_count: 32 document date: 2022-03-21



[pdf] Guide

The Fastest Way to Perfect Lamination Our new LX Series office laminators have faster than ever document finishing speeds up 60% faster! 2021 SellSheet Laminator 1217 Press Ready apps fellowes promos dealers binding laminating sellsheets |||  
The Fastest Way to Perfect Lamination Our new LX Series office laminators have faster than ever doc ... Light Bar Guide Clean Alert Customized Performance Auto Shut Off Auto Reverse AmarisTM 125 Office **8058101** 31 /minute 1-minute Up to 7mil Reverse JupiterTM 125 Large Office 5746301 Up to 55 /min...  
lang:en score:15 filesize: 293.68 K page\_count: 1 document date: 2021-12-17



[pdf] Specifications

Sell Spec Sheet FellowesÂ® Ionâ€ 95 Personal Thermal Laminator with Pouch Starter Kit 9 5 In Gray White 646a1c7a68a4ef6c2bdcf31f38da078b55a56dab spec 1 FLW5247201 petra attachment 9713322 671a7930f0a04344938142 |||  
Laminating and Binding 2024 Work Better. Feel Better.TM Lamination Features. . . . .  
. . . . . ctionality Free pouch kit: start your projects right away with starter jam free, ImageLast pouches **8058101** - AmarisTM 125 FE ATURES: InstaHeat AutoSense for pkg side panel use CJLaEmANFrAeLeERT CLEA...  
lang:en score:14 filesize: 26 M page\_count: 32 document date: 2023-12-12