

mophie 401305903

Mophie Universal Wireless Charging Stand (Model 401305903) Instruction Manual

15W Fast Wireless Charging for Qi-Enabled Devices

INTRODUCTION

This manual provides essential information for the safe and efficient use of your Mophie Universal Wireless Charging Stand. Please read these instructions carefully before use and retain them for future reference.

The Mophie Universal Wireless Charging Stand is designed to wirelessly charge Qi-enabled smartphones in both portrait and landscape orientations. It delivers up to 15W fast charging and is compatible with lightweight phone cases up to 3mm thick.

PACKAGE CONTENTS

Verify that all items are present in your package:

- Mophie Universal Wireless Charging Stand
- Approx. 1.5M Wall Adapter
- Quick-Start Guide



Image: The Mophie Universal Wireless Charging Stand with its power adapter and quick-start guide.

SETUP INSTRUCTIONS

1. **Connect the Power Adapter:** Insert the small end of the provided 1.5M wall adapter cable into the power input port on the back of the charging stand.
2. **Plug into Power:** Plug the wall adapter into a suitable electrical outlet.
3. **Placement:** Place the charging stand on a flat, stable surface, such as a desk or nightstand. Ensure there is adequate ventilation around the stand.



Image: The Mophie Wireless Charging Stand ready for use, showing the power cable connected.

OPERATING INSTRUCTIONS

The Mophie Universal Wireless Charging Stand is designed for simple operation.

1. **Place Your Device:** Position your Qi-enabled smartphone directly onto the charging surface of the stand. The phone can be placed in either portrait or landscape orientation.
2. **Verify Charging:** Your device should indicate that it is charging. The stand is equipped with an LED indicator (if present, typically a small light on the base) that illuminates to confirm charging.
3. **Case Compatibility:** The stand can charge through lightweight phone cases up to 3mm thick. For optimal charging performance, remove thicker cases or cases containing metal.



Wireless Charging

Wirelessly charge your Qi-enabled devices.

Image: A smartphone placed vertically on the Mophie charging stand, indicating active charging.



Image: A smartphone placed horizontally on the Mophie charging stand, indicating active charging.

The stand features **15W fast wireless charging**, optimized for compatible Apple and Samsung devices, ensuring quick power delivery.

MAINTENANCE

- **Cleaning:** Disconnect the power adapter before cleaning. Use a soft, dry, lint-free cloth to wipe the surface of the charging stand. Do not use abrasive cleaners, solvents, or aerosol sprays.
- **Storage:** When not in use for extended periods, store the charging stand in a cool, dry place away from direct sunlight and extreme temperatures.
- **Avoid Liquids:** Keep the charging stand away from water and other liquids.



Premium Fabric Finish

Premium fabric finish looks stylish and prevents scuffs and scratches.

Image: A detailed view of the premium fabric finish on the Mophie charging stand.

TROUBLESHOOTING

If you encounter issues with your Mophie Universal Wireless Charging Stand, refer to the following common problems and solutions:

Problem	Possible Cause	Solution
---------	----------------	----------

Problem	Possible Cause	Solution
Device not charging or charging slowly.	<ul style="list-style-type: none">• Device not properly aligned.• Phone case is too thick or contains metal.• Foreign object detected.• Power adapter not fully connected.• Device is not Qi-enabled.	<ul style="list-style-type: none">• Re-position the device centrally on the charging stand.• Remove the phone case or use a thinner, non-metallic case (up to 3mm).• Remove any metal objects or cards between the phone and the charger.• Ensure the power adapter is securely plugged into both the stand and the wall outlet.• Confirm your device supports Qi wireless charging.
LED indicator is blinking.	<ul style="list-style-type: none">• Foreign object detected.• Device misalignment.• Power issue.	<ul style="list-style-type: none">• Remove any foreign objects.• Re-position the device.• Unplug and re-plug the power adapter.
Stand feels warm during charging.	Normal operation.	A slight warmth during wireless charging is normal. If it becomes excessively hot, discontinue use and contact support.

The Mophie charging stand includes built-in **overcharge protection** and **foreign object detection** to ensure safe operation.

SPECIFICATIONS

Model Number	401305903
Brand	Mophie
Connectivity Technology	Wireless (Qi-compatible)
Output Power	Up to 15W Fast Charging
Case Compatibility	Charges through lightweight cases up to 3mm thick
Input Voltage	230 Volts (via included wall adapter)
Amperage	0.07 Amps
Color	Black
Item Weight	14 ounces (approx. 397 grams)
Package Dimensions	7.95 x 4.33 x 3.19 inches
Cable Length	Approx. 1.5 meters (wall adapter cable)
Compatible Devices	Qi-enabled smartphones including Apple iPhone (11, 12, 13, 14, 15 series, etc.), Samsung Galaxy (S22, S23 series, etc.), Google Pixel (7, 8 series, etc.).

WARRANTY INFORMATION

Specific warranty details for the Mophie Universal Wireless Charging Stand are typically provided with the product packaging or available on the official Mophie website. Please refer to the documentation included with your purchase or visit mophie.com/support for the most current warranty terms and conditions.

CUSTOMER SUPPORT

For further assistance, technical support, or to inquire about replacement parts, please contact Mophie customer service through their official website:




Website: mophie.com/support


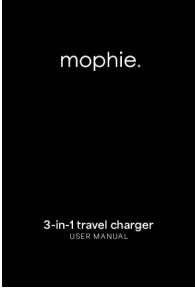

Refer to the Quick-Start Guide for any additional contact information.



© 2023 Mophie. All rights reserved. Information in this manual is subject to change without notice.

Related Documents - 401305903

	<p>Mophie Wireless Charging Base User Manual</p> <p>Comprehensive user manual for the mophie wireless charging base. Learn about its features, compatibility with iPhone 8, 8 Plus, X, and Qi devices, setup instructions, charging status, care, warranty, and safety warnings. Discover how to efficiently charge your devices wirelessly with mophie's high-speed charging technology.</p>
	<p>Mophie 3-in-1 Wireless Charging Pad User Manual</p> <p>Get detailed instructions for your Mophie 3-in-1 Wireless Charging Pad. This manual covers setup, usage, safety guidelines, warranty information, and compliance details.</p>
	<p>mophie powerstation Wireless Stand User Manual & Guide Charge Your Devices</p> <p>Comprehensive user manual for the mophie powerstation wireless stand. Learn how to charge your devices wirelessly, connect the stand, and understand safety guidelines. Get support and warranty information.</p>

	<p>Mophie Wireless Charging Stand User Manual - Setup, Safety, and Specifications</p> <p>Official user manual for the Mophie wireless charging stand (Model CRE-0768-A). Learn how to set up, use safely, and understand the specifications of your Mophie wireless charger. Includes warranty information, FCC compliance, and WEEE disposal instructions.</p>
	<p>Mophie 3-in-1 Travel Charger User Manual and Safety Guide</p> <p>Comprehensive user manual for the Mophie 3-in-1 Travel Charger, detailing compatibility with iPhone, Apple Watch, and AirPods models, along with essential safety instructions, warranty information, and regulatory compliance.</p>
	<p>Mophie Juice Pack Air & Wireless User Manual for iPhone 7/7 Plus</p> <p>Comprehensive user manual for the Mophie Juice Pack Air and Juice Pack Wireless battery cases, designed for iPhone 7 and iPhone 7 Plus. Learn about features, installation, charging, care, warranty, and safety.</p>